



**Human Wildlife Solutions**

**Overstrand**

**Monthly Report**

**August 2024**

**TABLE OF CONTENTS:**

TABLE OF CONTENTS: ..... 2

INTRODUCTION ..... 3

OVERSTRAND EAST TROOPS..... 4

    VOËLKLIP TROOP..... 4

    VOGELGAT TROOP ..... 6

    ONRUS TROOP ..... 7

    HAMILTON RUSSEL TROOP ..... 9

GENERAL COMMENTS ..... 9

    POPULATION CHARACTERISTICS ..... 10

    HOTLINE DATA ..... 10

    RECORDED INCURSIONS ..... 10

    PERCENTAGE TIME OUT OF TOWN..... 11

    RECOMMENDATIONS ..... 12

CONCLUSION ..... 12

## **INTRODUCTION**

This monthly report covers the period from 1 August to 31 August 2024.

The behaviour of the Voëlklip Troop during August followed a similar trend to that observed during July. There was a slight increase in the time out of town for both the troop and individuals. However, the increase in the number of incursions with bin raids almost doubled, from eight to fourteen, and occupied house incursions also increased. This trend could be aligned to the unusually long and severe winter experienced this year. Additionally, VKM7 was probably responsible for a second infanticide. On 9 August VKF5 was observed carrying a deceased infant. The same infant was previously attacked by VKM7 earlier in the month.

The Vogelgat Troop was seen on 16 days in August, with the troop most frequently seen in the Stillwaters area of its home range. One member of the Vogelgat Troop entered town on one day and one bin raid was recorded. The last time a troop member was responsible for a bin raid was over a year ago, in June 2023. Similarly, the last time a Vogelgat Troop member was observed in town was in September 2023.

The Onrus Troop, which was absent from town during August, started the month utilizing its sleep sites in the mountains above Hawston before moving east. The troop spent the majority of its time foraging around the pig farm and was often observed grooming and relaxing in the gum trees that surround the farm, before heading up to the waterfall sleep site in the evenings. A few individuals from the Onrus troop entered town briefly on two days, spending approximately 30 minutes in town during each visit. It should be noted that the GPS collar fitted to ONM2 stopped transmitting location data on 15 August. ONM2 has also disappeared, but it is not known what happened to this male or his collar. Since this date the troop had to be followed more closely in order to prevent the troop from accessing town.

The Hamilton-Russel Troop was observed on eight days during August, twice as many as during July. The troop was mostly encountered either close to the Plaaskombuis Restaurant or the Camphill Estate boundary.

## OVERSTRAND EAST TROOPS

### VOËLKLIP TROOP

#### IN TOWN STATISTICS

- Troop time out of town increased from 98.7% during July to 99.8% in August.
- Time out of town for individuals increased from 88.6% during July to 91.5% in August.

	% Out of Town	% Up or Down from Previous Month	Days Entered	Total Time in Town	Avg Time in Town per day	Max Daily Time in Town	Min Daily Time in Town
Troop	99,8	+ 1.1	1	0:41	0:41	00:41	00:41
Individuals	91,5	+ 2.9	12	26:44	2:13	06:54	00:28

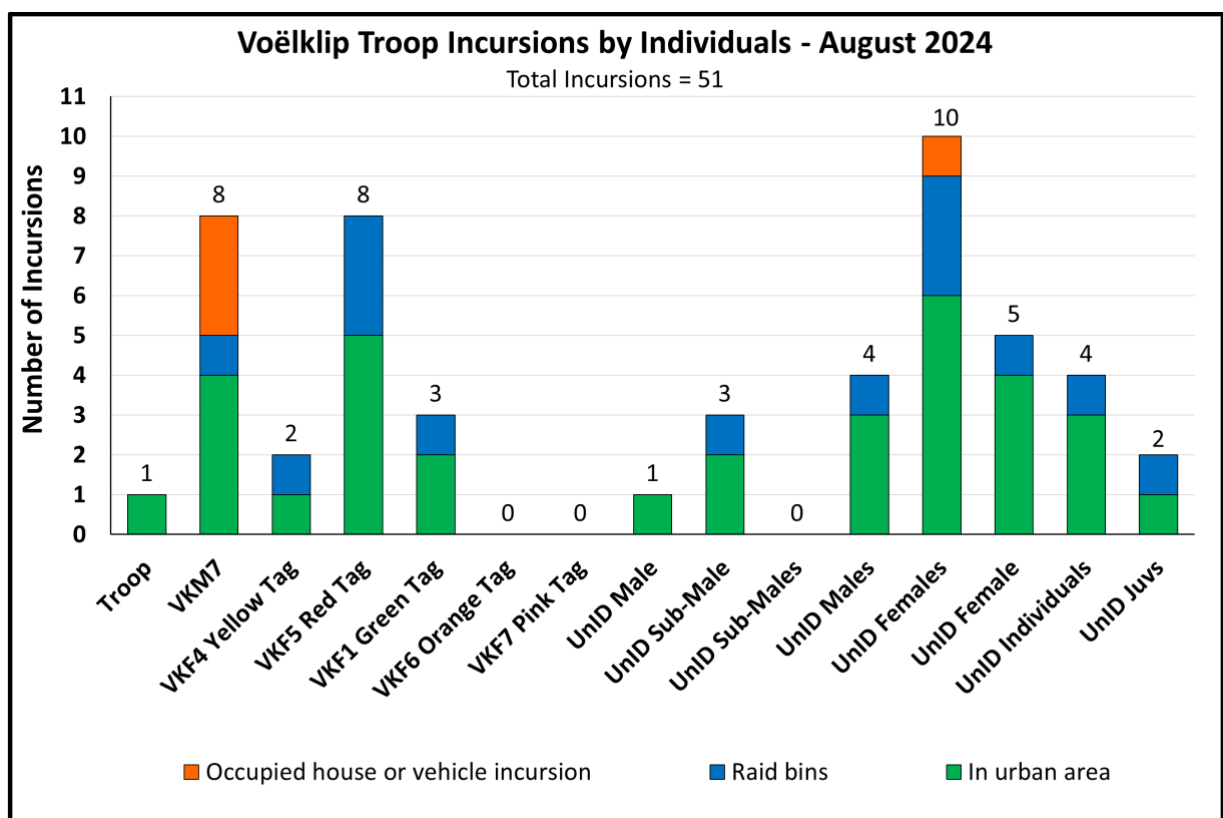
**Table 1.** In Town Statistics for the Voëlklip Troop for August 2024. Time is expressed in hours and minutes. Average daylength in August was 10 hours and 53 minutes.

#### NOTEWORTHY INCIDENTS

- Individuals from the Voëlklip Troop were present in town on twelve days during the month. VKM7 and VKF5 (red tag female) were the individuals most frequently seen in town.
- Whilst members of the Voelklip Troop were present in town less frequently than during the previous month, the number of bin raids almost doubled. Additionally there was a slight increase in the number of occupied house incursions (2 to 3 when compared to the previous month).
- VKF5 was observed carrying a deceased infant on 9 August. It was assumed that VKM7 was responsible for the death of the infant because earlier in the month, the same infant was attacked and carried in the mouth of VKM7. This marks the fourth instance of infanticide in the Voelklip Troop during 2024 and the second instance of such behaviour by VKM7.

HWS: TROOP MONTHLY REPORT																																	
SECTOR						CLASSES OF BEHAVIOUR																											
OVERSTRAND						1 In urban area		4 Attacking pets		7 Threatening behaviour/ attacking/ stealing food																							
BABOON TROOP:					VOËLKLIJ	2 Raid bins		5 Raid unoccupied house or vehicle		8 Breaking &Entering/Damaging property																							
MONTH: August					YEAR: 2024	3 Non malicious damage		6 Raid occupied house or vehicle		9 Nocturnal Raiding																							
BABOON ID	Sex	1	2	3	4	5	6	7	8	9	10	11	12	13	14	15	16	17	18	19	20	21	22	23	24	25	26	27	28	29	30	31	TOTAL
Troop						1																											1
UNKM1 GREEN TAG	M																																
VKF4 YELLOW TAG	F		1,2																														2
VKF5 RED TAG	F		1,2		1,2		1										1,2												1				8
VKF1 GREEN TAG	F		1,2																1														3
VKF6 ORANGE TAG	F																																
VKF7 PINK TAG	F																																
UnID Sub-Male	M		1,2				1																										3
VKM7	M				1		1,6		1,2											1,6													8
UnID Males	M			1	1,2	1																											4
UnID Male	M														1																		1
VKM6U	M																																
UnID Females	F		1,2		1,2	1	1,6			1,2							1							1									10
UnID Female	F														1				1					1				1,2					5
UnID Individuals						1	1,2												1														4
UnID Juveniles					1,2																												2
	%	TIME SPENT IN TOWN (Minutes)																													HRS		
Troop	0.2					41																										0.68	
Individuals	8.5		185		414	80	175		28	39					56		37		360									69	127			26.73	
Roost:	AM	4	22	9	6	12	13	6	8	2	18	2	2	18	18	18	18	18	2	18	18	18	18	18	18	18	18	18	2	2	2	2	
Roost:	PM	4	6	6	12		13	6	8	2	18	2	2	18	18	18	18	18		2	18	18	18	18	18	18	18	18	2	2	2	2	
Roost Sites							1							2				3					4								5	Adder Ladder	
							6							7				8				9									10	Droe Kloof	
							11							12				13				14									15	11th Ave Kloof	
							16							17				18				19									20	In Town	
							21							22				23				24									25	ZigZag	
						26							27				28				29										?	Unknown	
ID Features of Baboons																																	
General remarks																																	

**Figure 1.** The Voëlklip Troop incident sheet for August 2024..



**Figure 2.** The Voëlkliip Troop Incursion summary graph for August 2024.



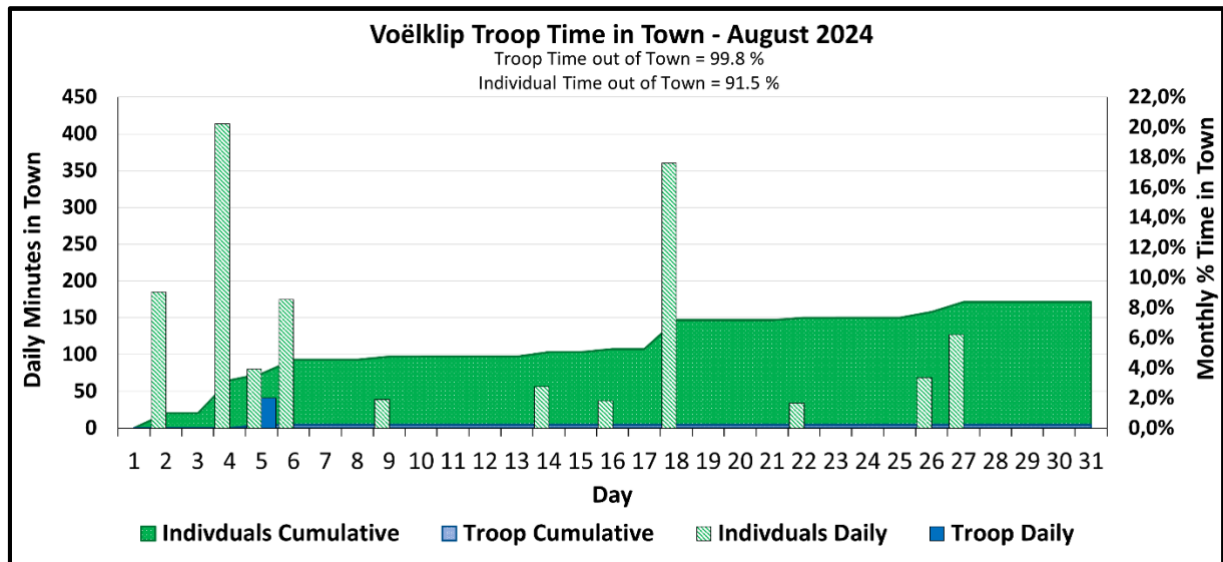


Figure 3. The Voëlklip Troop Time out of Town summary graph for August 2024.

## VOGELGAT TROOP

### IN TOWN STATISTICS

- Time out of Town for the troop remained at 100% during August.
- Time out of Town for individuals decreased from 100% during July to 99.9% during August.

	% Out of Town	% Up or Down from Previous Month	Days Entered	Total Time in Town	Avg Time in Town per day	Max Daily Time in Town	Min Daily Time in Town
<b>Troop</b>	100.0	0.0	0	0:00	0:00	0:00	0:00
<b>Individuals</b>	99.9	- 0.1	1	0:20	0:20	0:20	0:00

**Table 2.** In Town Statistics for the Vogelgat Troop for August 2024. Time is expressed in hours and minutes. Average daylength in August was 10 hours and 53 minutes.

### NOTEWORTHY INCIDENTS

- The Vogelgat Troop was directly observed on sixteen days during August, with the troop most frequently encountered near their sleep site at Stillwaters and Maanskysnbaai Waterfall.
- On 23 August the troop was spotted moving west towards Baboon Castle and Vogelgat Nature Reserve. This was a few days before an individual was responsible for a bin raid in town on August 26.
- One unidentified individual belonging to the Vogelgat Troop entered the urban area on 26 August. The individual was in town for a total of 20 minutes, during which time a bin was raided. This is the first instance of such behaviour by a member of the Vogelgat Troop since June 2023. Additionally, the last time an individual from the Vogelgat Troop was in town was in September 2023.

HWS: TROOP MONTHLY REPORT																																		
SECTOR		CLASSES OF BEHAVIOUR																																
OVERSTRAND		1	In urban area										4	Attacking pets										7	Threatening behaviour/ attacking/ stealing food									
BABOON TROOP:	VOGELGAT	2	Raid bins										5	Raid unoccupied house or vehicle										8	Breaking & Entering/Damaging property									
MONTH: August	YEAR: 2024	3	Non malicious damage										6	Raid occupied house or vehicle										9	Nocturnal Raiding									
BABOON ID	Sex	1	2	3	4	5	6	7	8	9	10	11	12	13	14	15	16	17	18	19	20	21	22	23	24	25	26	27	28	29	30	31	TOTAL	
Troop																																		
UnID Male	M																																	
UnID Males	M																																	
UnID Females	F																																	
UnID Female	F																																	
UnID Individual																																		
UnID Individuals																												1, 2					1	
UnID Juveniles																																		
UnID Juvenile																																		
	%	TIME SPENT IN TOWN (Minutes)																															HRS	
Troop	0,0																																0,00	
Individuals	0,1																																0,33	
Roost:	AM	19	19	19	19	19	19	19	19	19	19	19	19	19	19	19	19	19	19	19	19	19	19	19	19	19	19	19	19	19	19	19		
Roost:	PM	19	19	19	19	19	19	19	19	19	19	19	19	19	19	19	19	19	19	19	19	19	19	19	19	19	19	19	19	19	19	19		
Roost Sites		1	Baboon Castle										2	18th Ave Kloof										3	11th Ave Kloof									
		6	Vogelgat Nature Reserve										7	Halfway Ridge										8	Bosklip									
		11	2nd Kloof										12	3rd Kloof										13	4th Kloof									
		16	A Shape										17	Bitterbiesie										18	Maanskynekop									
		21	Lagoon SS										22	Southwinds										?	Unknown									
ID Features of Baboons																																		
General remarks																																		

Figure 4. The Vogelgat Troop incident sheet for August 2024.

## ONRUS TROOP

### IN TOWN STATISTICS

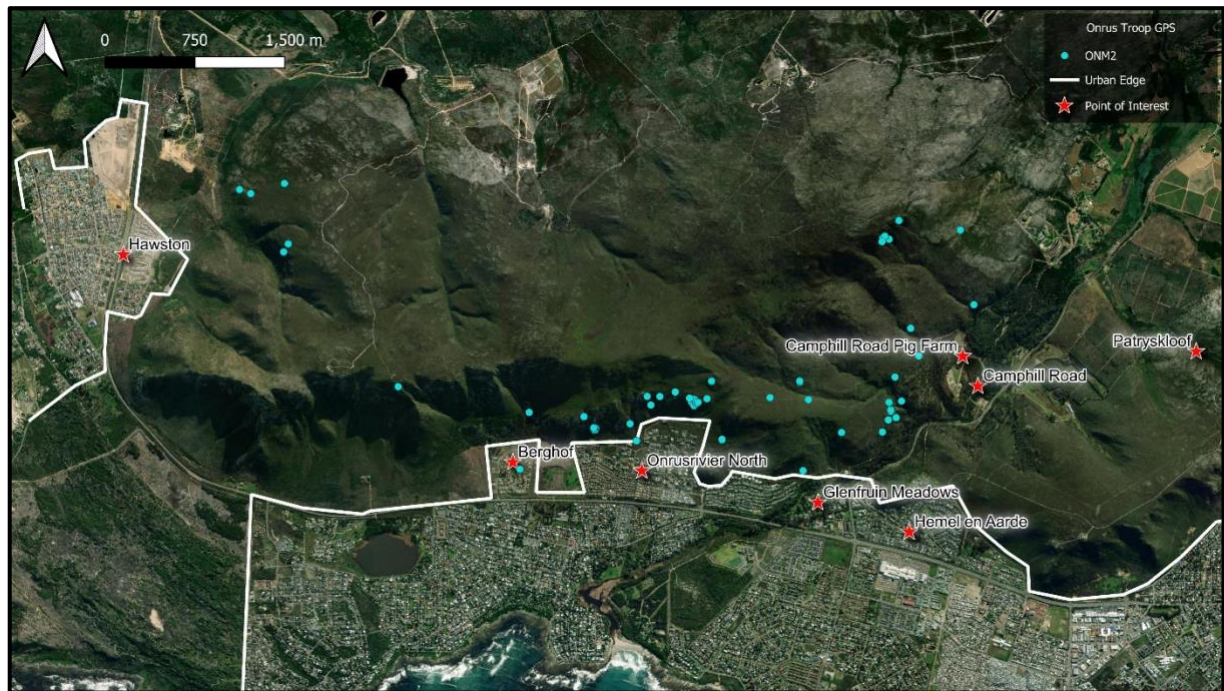
- Time out of Town for the troop remained at 100% during August.
- Time out of Town for individuals decreased from 100% in July to 99.7% during August.

	% Out of Town	% Up or Down from Previous Month	Days Entered	Total Time in Town	Avg Time in Town per day	Max Daily Time in Town	Min Daily Time in Town
Troop	100,0	0,0	0	0:00	0:00	0:00	0:00
Individuals	99,7	- 0,3	2	1:01	0:30	0:31	0:30

**Table 3.** In Town Statistics for the Onrus Troop for August 2024. Time is expressed in hours and minutes. Average daylength in August was 10 hours and 53 minutes.

### NOTEWORTHY INCIDENTS

- During the early part of the month the Onrus Troop slept at the sleep site located to the east of Hawston. However for the majority of the month the troop utilised the eastern portion of its home range and was frequently found foraging and grooming in the afternoons in the area around the pig farm.
- ONM2 has not been seen since 15 August. Similarly, GPS locations from his collar have totally ceased, so it is not known what happened to this animal.
- Unidentified individuals from the Onrus Troop were present in the urban area very briefly on two days during the month, spending an average of 30 minutes in town. No instances of bin raiding or assertive behaviour were recorded.

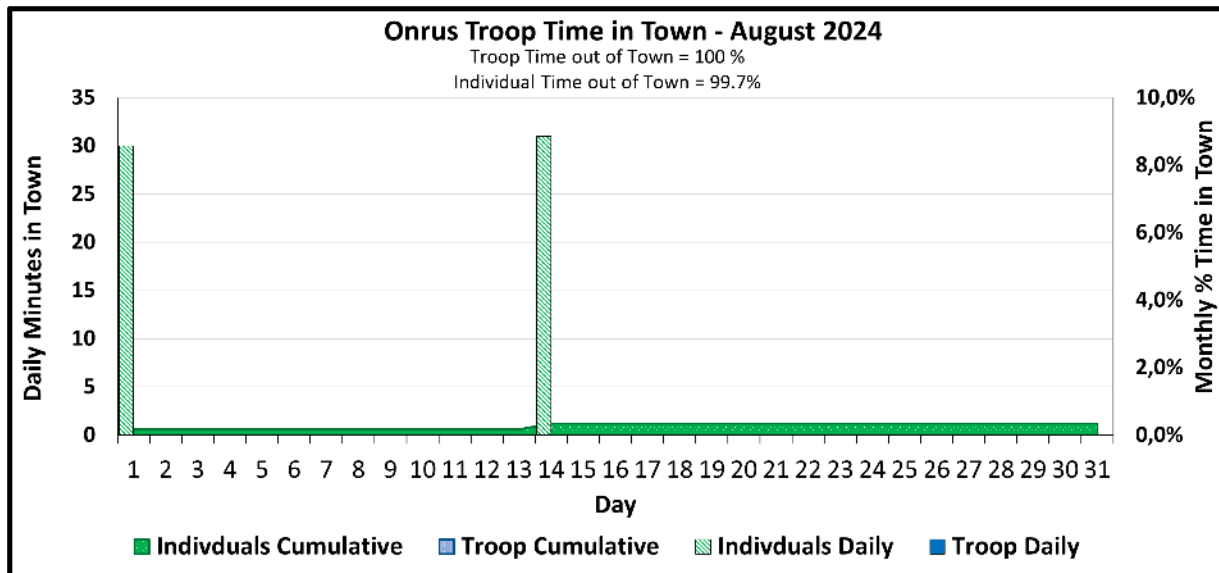


**Figure 5.** Map showing the movements (blue) of the Onrus Troop in August 2024 based on the GPS collar fitted to ONM2. Please note that on 15 August ONM2 disappeared and similarly his GPS collar transmissions ceased.

HWS: TROOP MONTHLY REPORT																																																			
SECTOR		CLASSES OF BEHAVIOUR																																																	
		OVERSTRAND																																																	
BABOON TROOP:		ONRUS		1 In urban area												4 Attacking pets												7 Threatening behaviour/ attacking/ stealing food																							
MONTH: August		YEAR: 2024		2 Raid bins												5 Raid unoccupied house or vehicle												8 Breaking & Entering/Damaging property																							
				3 Non malicious damage												6 Raid occupied house or vehicle												9 Nocturnal Raiding																							
BABOON ID		Sex	1	2	3	4	5	6	7	8	9	10	11	12	13	14	15	16	17	18	19	20	21	22	23	24	25	26	27	28	29	30	31	TOTAL																	
Troop																																																			
UnID Male		M																																																	
UnID Males		M																																																	
UnID Females		F																																																	
UnID Female		F																																																	
UnID Individual																																																			
UnID Individuals			1													1																		2																	
UnID Juveniles																																																			
UnID Juvenile																																																			
	%	TIME SPENT IN TOWN (Minutes)																														HRS																			
Troop	0,0																																0,00																		
Individuals	0,3	30														31																	1,02																		
Roost:	AM	5	1	4	4	4	4	1	4	4	4	4	3	4	4	3	1	4	4	4	4	4	3	4	4	4	4	4	4	4	4	4																			
Roost:	PM	1	4	4	4	4	1	4	4	4	3	4	4	4	4	3	1	4	4	4	4	4	3	4	4	4	4	4	4	4	4	4	4																		
Roost Sites		1 Pigfarm/ Parkrun Waterfall												2 Big Waterfall												3 Leopard Rock (LR)												4 Hawston Gorge												5 ?	
		6												7												8												9												10	
		11												12												13												14												15	
		16												17												18												19												20	
		21												?																																					
ID Features of Baboons																																																			
General remarks		Troop does not target any HDF's or areas in town for raids whilst at any of their sleepsites except for Leopard Rock. When here, they only come down as far as the upper streets in the Leopard Rock Estate which HWS does not have access to and inside which many residents are unaware or complacent about baboons in the urban space and often do not notify the hotline.																																																	

**Figure 6.** The Onrus Troop incident sheet for August 2024.





**Figure 7.** The Onrus Troop Time out of Town summary graph for August 2024.

## **HAMILTON RUSSELL**

- The Hamilton Russell Troop was observed on eight days during August.
- The troop was most frequently encountered between the boundary of the Camphill Estate, the Plaskombuis Restaurant, and the Volmoed Trust.
- The Volmoed Valley Sleep Site appeared to be the most frequently used during the month because the troop was often encountered enroute to this sleep site.

## **VIRTUAL FENCE**

- The virtual fence was used on three days during August.
- All three activations were made to deter the Voëlklip Troop.

## **GENERAL COMMENTS**

### **POPULATION CHARACTERISTICS**

One death was recorded during August. VKF5 was observed carrying a deceased infant on 9 August. While the death of the infant was not directly observed, it is highly likely that the cause of death is infanticide by VKM7. No births or migrations were recorded in the managed troops in the Overstrand East during August.

Troop	October	June	June	June	June	June	August 2024			Total observed Births (1 July 2024 to 31 August 2024)	Total observed Deaths (1 July 2024 to 31 August 2024)	Total observed Migrations (1 July 2024 to 31 August 2024)
	2019	2020	2021	2022	2023	2024	Births	Deaths	Emigration / Immigration			
Voëlklip	29	29	27	37	39	43	0	1	0	0	1	0
Vogelgat	N/A	22*	29	27	27*	23	0	0	0	0	1	0
Onrus	N/A	N/A	25*	24*	24*	25	0	0	0	0	0	0
Hamilton Russel	N/A	N/A	21*	25	25*	27	0	0	0	0	0	0
<b>Total</b>	<b>29</b>	<b>51</b>	<b>102</b>	<b>113</b>	<b>115</b>	<b>118</b>	<b>0</b>	<b>1</b>	<b>0</b>	<b>0</b>	<b>2</b>	<b>0</b>

**Table 4.** Population data for the managed troops in the Overstrand in August 2024. Emigration and Immigration figures show animal movements between troops. \* Troop sizes were estimated when accurate counts were not feasible. Note: **Troop numbers are counted twice a year in December and June.** Troop numbers are not updated during the year by just counting births and deaths, because these may occur without being observed by field rangers.

Deaths	2019/20 (October - June)	2020/21 (July - June)	2021/22 (July 2021 - June 2022)	2022/23 (July 2022 - June 2023)	2023/24 (July 2023 - June 2024)	2024/25 (July 2024 - June 2025)	August 2024	TOTAL (since October 2019)
Management	3	0	1	0	0	0	0	4
Human Induced (HID)	1	2	9	10	1	1	0	24
Direct *	1	2	8	8	1	1	0	21
Indirect **	0	0	1	1	0	0	0	2
Natural	2	7	7	4	3	1	1	24
Unknown	0	0	2	2	1	0	0	5
<b>TOTAL DEATHS</b>	<b>6</b>	<b>9</b>	<b>19</b>	<b>16</b>	<b>5</b>	<b>2</b>	<b>1</b>	<b>57</b>

**Table 5.** Causes of baboon deaths since December 2019; \*Deaths caused directly by humans, such as motor vehicle accidents, shooting, poisoning and dogs. \*\*Deaths caused indirectly by humans such as electrocutions and fire.

## HOTLINE DATA

A total of thirty-seven hotline calls were received during August, with all but one received regarding the Voëlklip Troop. The majority of hotline calls came from the Voëlklip area (15), followed closely by Fernkloof (14). Just one call was received concerning the Onrus Troop, with the caller reporting the presence of baboons in or near their garden on the urban edge. The majority of calls were received reporting baboon locations in the urban area (29), with the remaining calls reporting four bin raids and three occupied house incursions.

Troop	Number of Calls received	Area	Types of Call
Voëlklip Troop	36	<ul style="list-style-type: none"> <li>Fernkloof (14)</li> <li>Voëlklip (15)</li> <li>Hermanus Heights (4)</li> <li>Hamilton-Russel (3)</li> </ul>	<ul style="list-style-type: none"> <li>Reporting Baboon location (28)</li> <li>Bin raid (4)</li> <li>Enquiries/Complaints (1)</li> <li>Occupied House incursions (3)</li> </ul>
Onrus Troop	1	<ul style="list-style-type: none"> <li>Owl Rock</li> </ul>	<ul style="list-style-type: none"> <li>Reporting non-urban location (1)</li> </ul>

**Table 6.** Overstrand hotline call data for August 2024.

## RECORDED INCURSIONS

A total of fifty-five incursions were recorded during August. This is a slight increase from the previous month, in which there were fifty-four incursions. The Voëlklip Troop was responsible for the majority of incursions (n= 51), with the Vogelgat and Onrus Troops responsible for two incursions each. The majority of incursions recorded baboons in the urban area (n = 36). The number of bin raids and occupied house incursions increased, from eight to fourteen and two to three respectively.

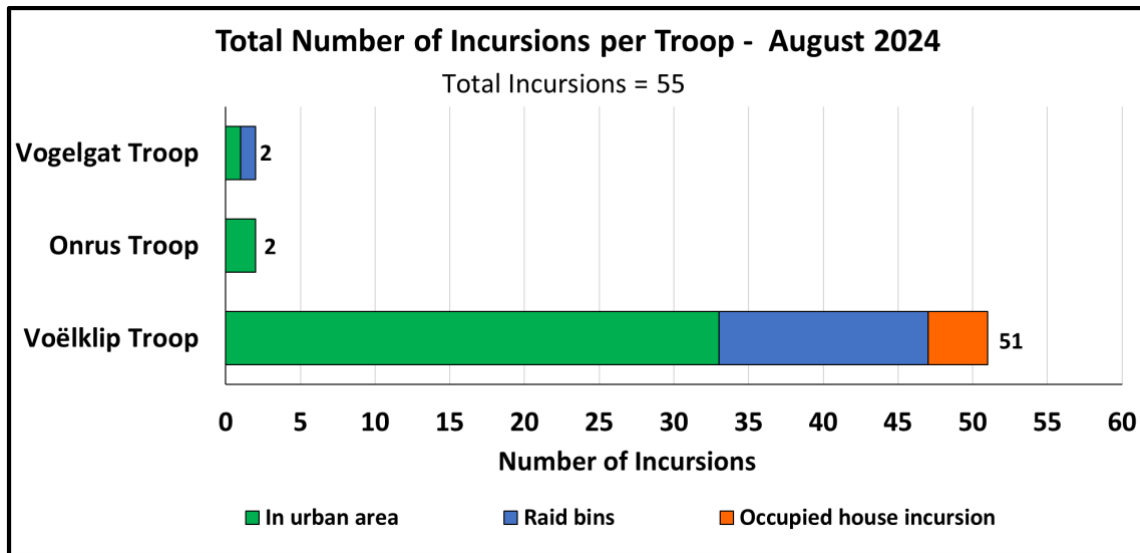


Figure 7. Graph showing incursion behaviour of managed troops in the eastern Overstrand in August 2024.

## PERCENTAGE TIME OUT OF TOWN

The average time spent out of town by troops in the eastern Overstrand during August increased from 99.7% to 100%. Individual time out of town increased marginally from 97.2% to 97.8, with members of the Voëlklip Troop spending approximately 10 hours less in the urban area than during the previous month (35h 37min in July vs 26h 44min in August).

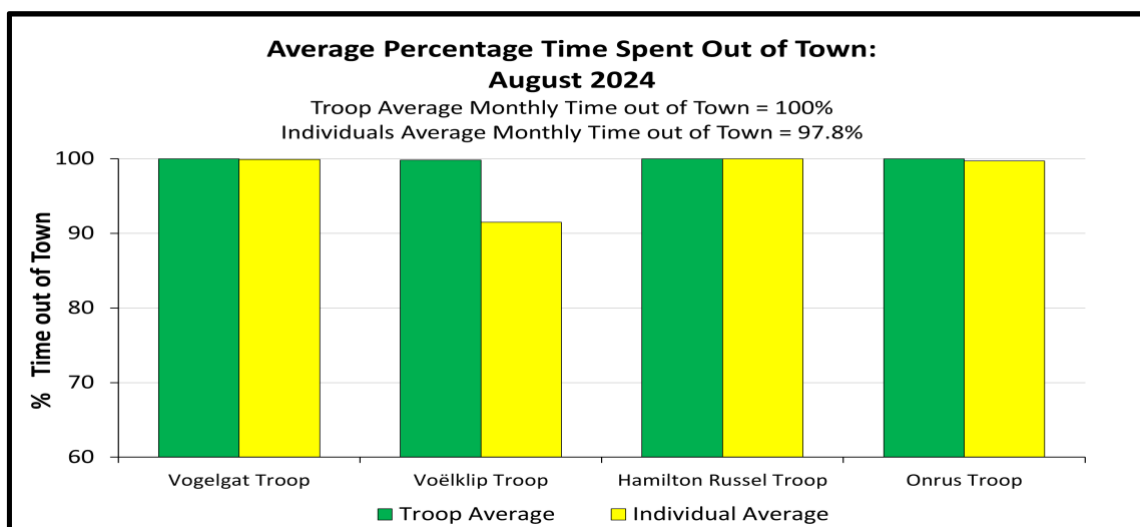


Figure 7. Percentage time the managed baboon troops and individuals spent out of town during August 2024.

## **RECOMMENDATIONS**

- **Waste and recycling collection should be prioritized** to take place in the early mornings and starting on the edge of town and working inwards.
- Residents should **not** put out their waste **the night before** collection day because this may encourage baboons to raid that evening or early the next morning.
- **Refuse bags** should never be left lying open on the sidewalk and easily available to baboons.
- All bins used in baboon effected areas should be **baboon-proof and locked**.
- **Open vegetable gardens** should be baboon proofed.
- Ripening fruits should be removed from fruiting trees.
- Residents are strongly discouraged from feeding wildlife, including birds. Bird seed is a powerful attractant for baboons.
- Residents are encouraged to record and report the feeding of wildlife to the municipality, CapeNature, or to the baboon hotline (072 028 0008).
- Dogs should always be on a leash when walking in an area where baboons August be present. This is mandatory in the Fernkloof Nature Reserve.

## **CONCLUSION**

Overall, there was a slight improvement in the behaviour of the Voëlklip Troop compared to the previous month. The number of bin raids and assertive incursions increased despite a general reduction in the amount of time spent in town by both the troops and individuals. It is, however, notable that three of the four occupied house incursions were made by VKM7. This young adult male has become highly assertive recently. Both he and VKM6U were active in chasing UNKM1 out of the troop, and now he appears to have made several infanticidal killings in his natal troop over the past two months. It also appears from the conflict between two remaining males in the troop that VKM7 has become the dominant male.

Members of the Vogelgat Troop were present in town just once during the month, spending approximately 20 minutes in town on 26 August. During this time there was one recorded bin raid. This is fairly significant given that this is the first time in over a year in which a member of the Vogelgat Troop has entered the urban area. The last time the troop was on the edge of town it was speedily repelled through use of the virtual fence on 5 July. Fortunately, the troop quickly returned to the eastern end of their home range after this recent incident.

The Onrus and Hamilton Russell Troops had mostly uneventful months. Members of the Onrus troop were present in town on two days, with each incursion lasting about thirty minutes, whilst the Hamilton-Russel Troop was always out of town and sighted on just eight days.

### **Human Wildlife Solutions**