

©Human Wildlife Solutions

# **Human Wildlife Solutions**

## **Overstrand**

### **Monthly Report**

**January 2023**

**TABLE OF CONTENTS:**

**TABLE OF CONTENTS:..... 2**

**INTRODUCTION ..... 3**

**OVERSTRAND EAST TROOPS ..... 3**

**VOËLKLIP TROOP ..... 3**

**VOGELGAT TROOP..... 6**

**ONRUS TROOP ..... 7**

**HAMILTON RUSSEL TROOP ..... 7**

**GENERAL COMMENTS..... 7**

**POPULATION CHARACTERISTICS ..... 7**

**HOTLINE DATA ..... 8**

**RECORDED INCURSIONS ..... 9**

**PERCENTAGE TIME OUT OF TOWN..... 9**

**RECOMMENDATIONS ..... 10**

**CONCLUSION ..... 11**

## **INTRODUCTION**

This monthly report covers the period from 1 January to 31 January 2024.

After a December which had an increase in the presence of baboon activity in the urban area when compared to the previous months, January saw improvements across all categories of baboon behaviour. This was evident from increases in time out of town for both troops and individuals, a reduction in the number of recorded incursions, and a decrease in the number of hotline calls received.

The most positive change was recorded in the Voëlklip Troop. The troop did not enter the urban area once during January, and had only one incursion by individuals from the troop. As a result, the troop was responsible for only one assertive raid this month, compared to four during December.

The Vogelgat Troop continued to forage on the mountains above the yacht club. January marked the seventh consecutive month that the troop was absent from town.

The Onrus Troop continued to forage extensively in and around the pig farm in the Hemel-en-Aarde Valley. It was noted that its movements often coincided with feeding time at the farm, during which time the troop took advantage of food provisioned to the farm animals. The presence of the Onrus Troop in the peri-urban space followed trends established during the previous two months. Several hotline calls reported baboons on the mountains above Owl Rock and Chanteclair, with individuals from the troop present in town briefly on one day during January.

## **OVERSTRAND EAST TROOPS**

### **VOËLKLIP TROOP**

#### **IN TOWN STATISTICS**

- Troop time out of town increased from 99.2% to 100% during January.
- Time out of town for individuals increased from 95.4% to 99.2% during January.

	% Out of Town	% Up or Down from Previous Month	Days Entered	Total Time in Town	Avg Time in Town per day	Max Daily Time in Town	Min Daily Time in Town
<b>Troop</b>	100.0	+ 0.8	0	0:00	00:00	00:00	00:00
<b>Individuals</b>	99.2	+ 3.8	1	3:25	3:25	03:25	03:25

**Table 1.** In Town Statistics for the Voëlklip Troop for January 2024. Time is expressed in hours and minutes. Average daylength in January was 14 hours and 9 minutes.

## NOTEWORTHY INCIDENTS

- The Voëlklip Troop was absent from the urban area for the entire month.
- Eleven individuals, including UNKM1, entered the urban area on one day during January. On 26 January a hotline call reported the presence of a baboon in an unoccupied residence in Fernkloof. Once HWS field staff arrived they pushed the small group of baboons out of town promptly.
- Two hotline calls from the Hamilton Russel Farm reported bins being raided by members of the Voëlklip Troop on two separate occasions.
- The virtual fence was activated on one occasion to deter the Voelklip Troop. The virtual fence was used as a preventative measure due to thick mists obscuring visuals of the troop.
- The Mountain Rose Troop was heard or seen on six days during the month.
- Members of the Mountain Rose Troop and Voelklip Troop were seen interacting with each other on 27 and 30 January. One of the interactions was peaceful, with individuals from the two troops sitting in close proximity to each other. However, UNKM1 did chase females from the Mountain Rose Troop during the other interactions.



**Figure 1.** Map showing the movements of the Voëlklip Troop in January 2024 based on the GPS collar fitted to UNKM1.

HWS: TROOP MONTHLY REPORT																																		
SECTOR		CLASSES OF BEHAVIOUR																																
OVERSTRAND		1	In urban area	4	Attacking pets	7	Threatening behaviour/ attacking/ stealing food																											
BABOON TROOP: Voëlklip		2	Raid bins	5	Raid unoccupied house or vehicle	8	Breaking & Entering/Damaging property																											
MONTH: January		3	Non malicious damage	6	Raid occupied house or vehicle	9	Nocturnal Raiding																											
YEAR: 2024																																		
BABOON ID	Sex	1	2	3	4	5	6	7	8	9	10	11	12	13	14	15	16	17	18	19	20	21	22	23	24	25	26	27	28	29	30	31	TOTAL	
Troop																																		
UNKM1 GREEN TAG	M																																	
VKF4 YELLOW TAG	F																																	
VKF5 RED TAG	F																																	
VKF1 GREEN TAG	F																																	
VKF6 ORANGE TAG	F																																	
VKF7 PINK TAG	F																																	
UniD Male	M																																	
UniD Sub-Male																																		
UniD Sub-Males	M																																	
UniD Males	M																																	
UniD Females	F																																	
UniD Female	F																																	
UniD Individuals																																		
UniD Juveniles																																		
		TIME SPENT IN TOWN (Minutes)																																
Troop	%	0.0																																
Individuals	%	0.8																																
		HRS																																
Troop																																		
Individuals																																		
Roost:	AM	2	2	18	18	18	18	18	18	18	18	18	18	18	18	18	18	18	18	18	18	18	18	18	18	18	18	18	18	18	18	18		
Roost:	PM	2	18	18	18	18	18	18	18	18	18	18	18	18	18	18	18	18	18	18	18	18	18	18	18	18	18	18	18	18	18	18		
		Roost Sites																																
		1 Goff Course					2 Heights Dam					3 Green Kloof					4 Platte Klip					5 Adder Ladder												
		6 Lower Dam					7 Middle Dam					8 Upper Dam					9 Dragon's Back					10 Droë Kloof												
		11 Blaie Kloof					12 Big Titanic/Cave					13 Small Titanic					14 10th Ave Kloof					15 11th Ave Kloof												
		16 A-Shape					17 Bos Klip					18 Hermanus Heights					19 Steyn's Kloof					20 In Town												
		21 Tallie's Kloof					22 Kanonkop					23 BHB Waterfall					24 Rooiklip					25 ZigZag												
		26 9th Avenue Kloof					27 Shade Rock					28 BOSKO					29 Groot Ultkyk					? Unknown												
		ID Features of Baboons																																
		General remarks																																

Figure 2. The Voëlklip Troop incident sheet for January 2024.

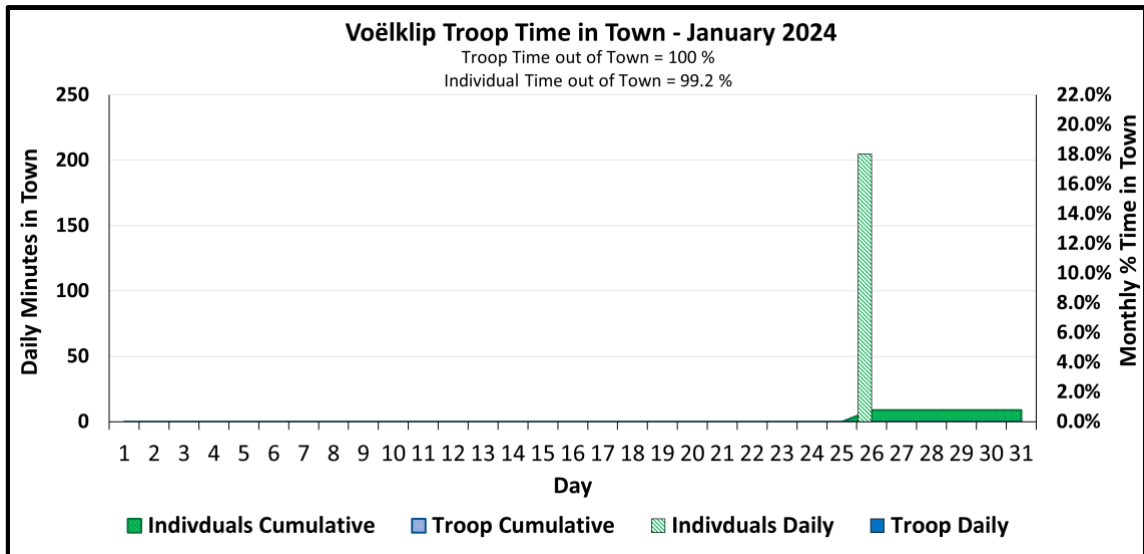


Figure 3. Graph showing time out of town percentages for members of the Voëlklip Troop during January 2024.

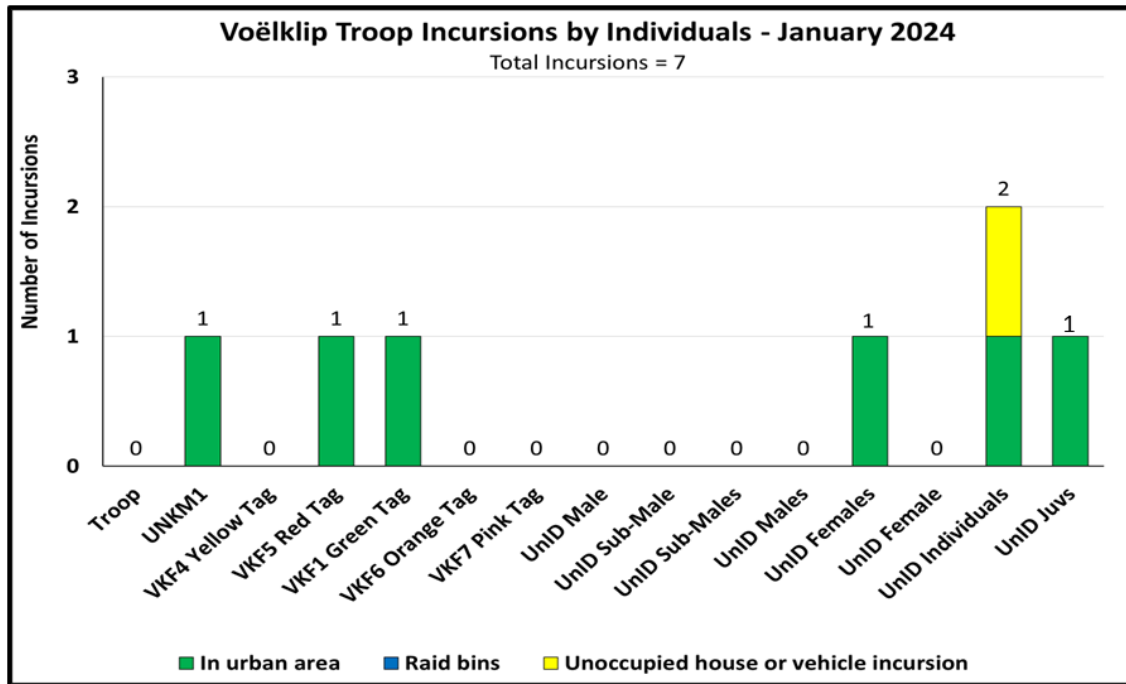


Figure 4. Graph showing incursion behaviour for members of the Voëlkliip Troop during January 2024.

## VOGELGAT TROOP

### IN TOWN STATISTICS

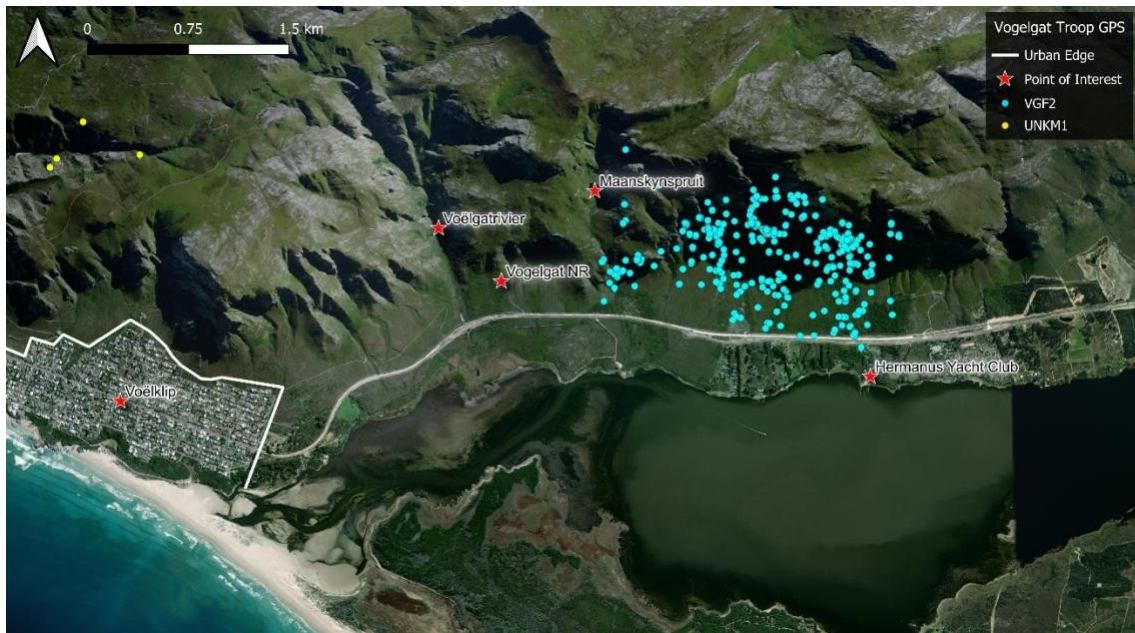
- Time out of Town for the troop remained at 100% during January.
- Time out of Town for individuals remained at 100% during January.

	% Out of Town	% Up or Down from Previous Month	Days Entered	Total Time in Town	Avg Time in Town per day	Max Daily Time in Town	Min Daily Time in Town
<b>Troop</b>	100.0	0.0	0	0:00	0:00	0:00	0:00
<b>Individuals</b>	100.0	0.0	0	0:00	0:00	0:00	0:00

Table 2. In Town Statistics for the Vogelgat Troop for January 2024. Time is expressed in hours and minutes. Average daylength in January was 14 hours and 9 minutes.

### NOTEWORTHY INCIDENTS

- No members of the Vogelgat Troop entered the urban area during January.
- The troop range during January was concentrated primarily on the mountains above the Hermanus Yacht Club
- In previous months this troop has periodically entered the Hermanus Yacht Club but was not observed there during January.
- The VG Waterfall Troop was seen near to the Vogelgat Troop on two days during the month. This troop has mostly been seen further east along the R40, mainly at the Rockland's Petting Farm and the Blue Crane Caravan Park.



**Figure 5.** Map showing the movements of the Vogelgat Troop in January 2024 based on the GPS collar fitted to VGF2.

## **ONRUS TROOP**

- The troop was observed at or in the vicinity of the pig farm on 22 days during the month. The presence of the troop at the pig farm often coincided with the feeding of the pigs, which was generally around midday. However, the timing of feeding did not appear to follow a rigid schedule.
- Individuals from the Onrus Troop were recorded in town briefly on one day during the month. On 2 January a hotline call was received informing HWS of the presence of two baboons in town.
- The Onrus Troop was observed on the mountains above Owl Rock and Chanteclair on five days. The virtual fence was activated to deter the troop from this area on three occasions with great effect.

## **HAMILTON RUSSELL**

- The Hamilton Russell Troop was observed on 15 days during the month.
- The troop was most commonly seen in the vicinity of La Vierge Winery and de Bos Dam.

## **VIRTUAL FENCE**

- The virtual fence was used on four days during January. Three activations were made to discourage the Onrus Troop from entering town, with one activation used to deter the Voelklip Troop.

## GENERAL COMMENTS

### POPULATION CHARACTERISTICS

No births or deaths were recorded in managed troops in the Eastern Overstrand during January. Additionally, no migration activity was noted during the month.

Troop	October	June	June	June	June	January	January 2024			Total observed Births (1 July 2023 to 31 January 2024)	Total observed Deaths (1 July 2023 to 31 January 2024)	Total observed Migrations (1 July 2023 to 31 January 2024)
	2019	2020	2021	2022	2023	2023	Births	Deaths	Emigration / Immigration			
Voëlklip	29	29	27	37	39	44	0	0	0	3	0	0
Vogelgat	N/A	22*	29	27	27*	17	0	0	0	0	1	0
Onrus	N/A	N/A	25*	24*	24*	18	0	0	0	0	0	0
Hamilton Russel	N/A	N/A	21*	25	25*	31	0	0	0	0	0	0
<b>Total</b>	<b>29</b>	<b>51</b>	<b>102</b>	<b>113</b>	<b>115</b>	<b>110</b>	<b>0</b>	<b>0</b>	<b>0</b>	<b>3</b>	<b>1</b>	<b>0</b>

**Table 3.** Population data for the managed troops in the Overstrand in January 2024. Emigration /Immigration figures show animal movements between troops. \* Troop sizes estimated, not able to get accurate counts. Note: **Troop numbers are counted twice a year in December and June.** Troop numbers are not updated during the year by just counting births and deaths, because these may occur without being observed by field rangers.

Deaths	2019/20 (October - June)	2020/21 (July - June)	2021/22 (July 2021 - June 2022)	2022/23 (July 2022 - June 2023)	2023/24 (July 2023 - June 2024)	January 2024
Management	3	0	1	0	0	0
Human Induced (HID)	1	2	9	10	1	0
Direct *	1	2	8	8	1	0
Indirect **	0	0	1	1	0	0
Natural	2	7	7	4	0	0
Unknown	0	0	2	2	0	0
<b>TOTAL DEATHS</b>	<b>6</b>	<b>9</b>	<b>19</b>	<b>16</b>	<b>1</b>	<b>0</b>

**Table 4.** Causes of baboon deaths since December 2019; \*Deaths caused directly by humans, such as motor vehicle accidents, shooting, poisoning and dogs. \*\*Deaths caused indirectly by humans such as electrocutions and fire.

### HOTLINE DATA

A total of 12 hotline calls were received during January (**Table 5**), down almost 50% from December 2023. Eight calls originated in managed areas, with five concerning the Voëlklip Troop, two concerning the Onrus Troop, and one concerning the Vogelgat Troop. Calls were made to report baboons in the urban area (2), bin raids (2), and to inform HWS of baboon locations outside the urban area. Four calls were received from unmanaged areas, including Pringle Bay and Betty's Bay.

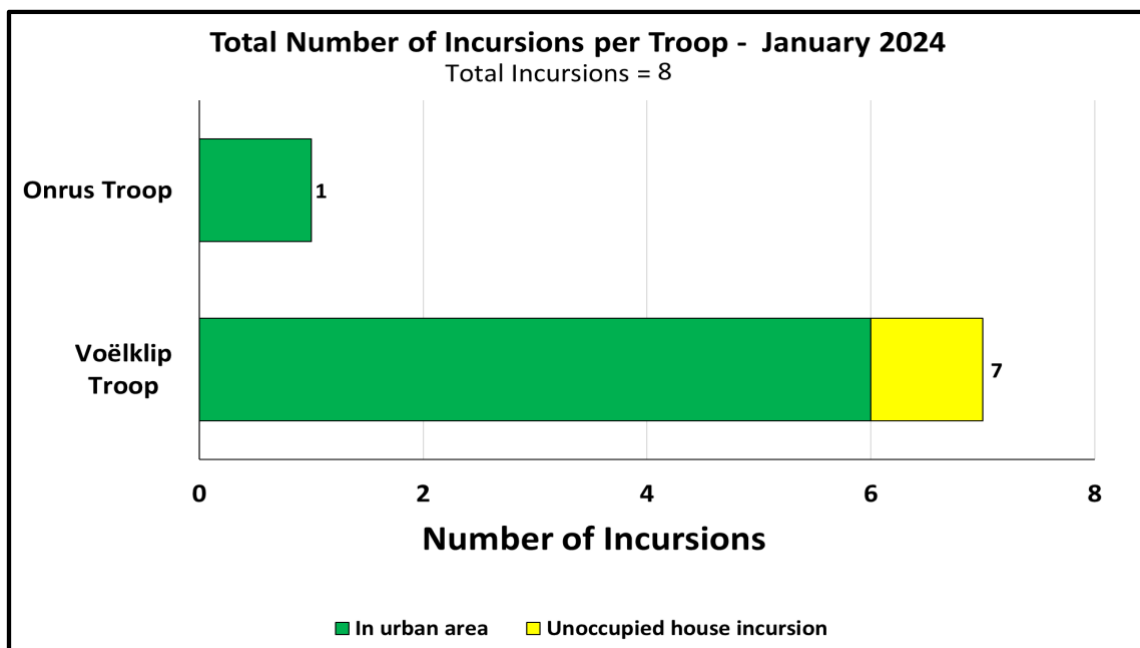


Troop	Number of Calls received	Area	Types of Call
Voëlklip Troop	5	<ul style="list-style-type: none"> <li>Voëlklip (1)</li> <li>Hamilton Russell Farm (2)</li> <li>Hermanus (1)</li> <li>Fernkloof (1)</li> </ul>	<ul style="list-style-type: none"> <li>Baboons in urban area (1)</li> <li>Bin Raids (2)</li> <li>Comment (1)</li> <li>Enquiry (1)</li> </ul>
Vogelgat Troop	1	<ul style="list-style-type: none"> <li>R43 (1)</li> </ul>	<ul style="list-style-type: none"> <li>Comment (1)</li> </ul>
Onrus Troop	2	<ul style="list-style-type: none"> <li>Onrus (2)</li> </ul>	<ul style="list-style-type: none"> <li>Baboons in the area (1)</li> <li>Comment (1)</li> </ul>
Unmanaged Troops	4	<ul style="list-style-type: none"> <li>Pringle Bay (2)</li> <li>Betty’s Bay (1)</li> <li>Complaint (1)</li> </ul>	

**Table 5.** Overstrand hotline call data for January 2024.

### RECORDED INCURSIONS

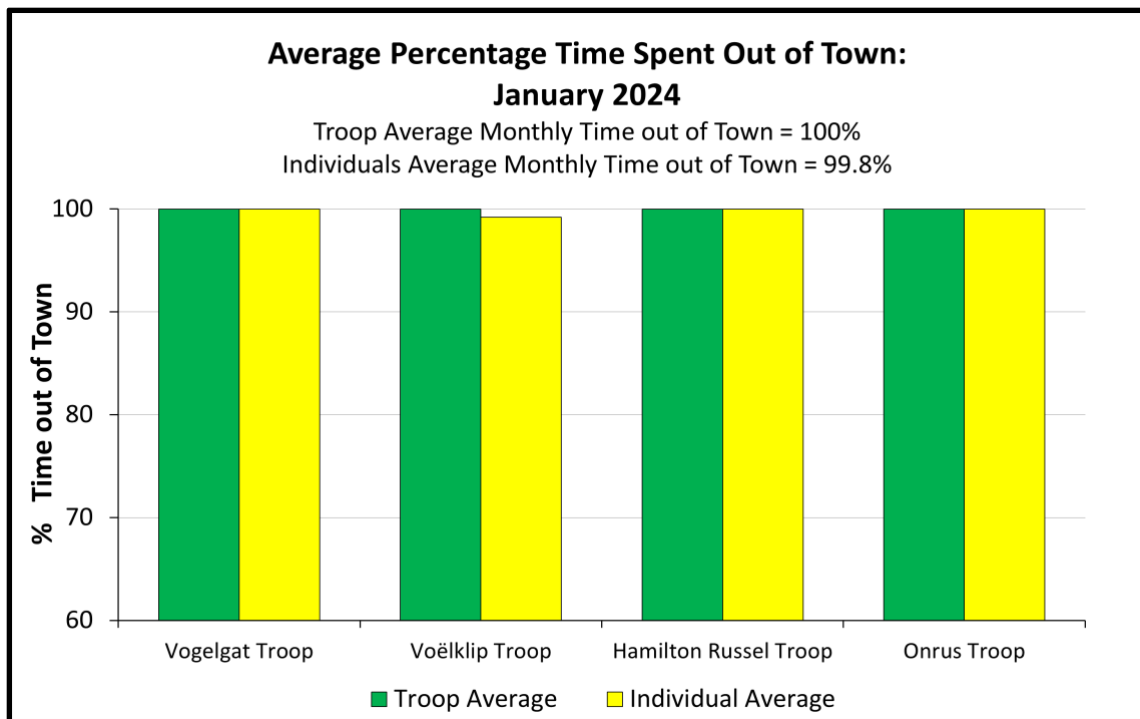
Due to the limited time spent in the urban area by any managed baboons, very few incursions occurred during January. A total of eight incursions were recorded (**Figure 6**), with seven of these simply recording baboons in the urban area. Only one assertive incursion was recorded; an unoccupied house incursion by a member of the Voëlklip Troop.



**Figure 6.** Graph showing the total number of incursions (for individuals and the troop) recorded for managed troops in January 2024.

## PERCENTAGE TIME OUT OF TOWN

The average time out of town by troops in the eastern Overstrand during January increased from 99.8% in December to 100% in January (**Figure 7**). Individual time out of town also increased, from 98.8% to 99.8%, with individuals from the Onrus Troop and Voëlklip Troop recorded in the urban area on one day each during the month. The Hamilton Russell and Vogelgat troops were entirely absent from the urban area during January.



**Figure 7.** Percentage time the managed baboon troops and individuals spent out of town during January 2024.

## RECOMMENDATIONS

- **Waste and recycling collection should be prioritized** to take place in the early mornings and starting on the edge of town and working inwards.
- Residents should **not** put out their waste **the night before** collection day because this may encourage baboons to raid that evening or early the next morning.
- **Refuse bags** should never be left lying open on the sidewalk and easily available to baboons.
- All bins used in baboon effected areas should be **baboon-proof and locked**.
- **Open vegetable gardens** should be baboon proofed.

- Ripening fruits should be removed from fruiting trees.
- Residents are strongly discouraged from feeding wildlife, including birds. Bird seed is a powerful attractant for baboons.
- Residents are encouraged to record and report the feeding of wildlife to the municipality, CapeNature, or to the baboon hotline (072 028 0008).
- Dogs should always be on a leash when walking in an area where baboons may be present. This is mandatory in the Fernkloof Nature Reserve.

## **CONCLUSION**

Overall, the behaviour of managed baboons in the eastern Overstrand improved during January, although not quite to the level experienced in the spring of 2023.

The Voëlklip Troop showed significant improvement across all metrics. Only one assertive incursion was recorded during the month, compared to four recorded during the previous month. Moreover, no bin raids were recorded in the urban area, although several individuals were seen raiding unsecured bins at the Hamilton Russel Farm. It is also worth noting that the Voëlklip Troop interacted with the Mountain Rose Troop on several occasions during the month.

The Onrus Troop was recorded close to the urban edge on several days during January, with individuals from the troop entering town briefly on one day. This is a small but positive improvement when compared to the previous month, in which individuals were recorded in town on two days. The virtual fence was activated three times during the month to good effect. The reliance of the Onrus Troop on food foraged at the pig farm is a worrying trend because the presence of baboons at the farm poses threats to both the baboons and the farm animals. Baboons may harm or kill small pigs and there is a real risk of the transmission of zoonoses between the two species.

### **Human Wildlife Solutions**