



©Human Wildlife Solutions

## **Human Wildlife Solutions**

### **Overstrand**

### **Monthly Report**

**February 2023**

**TABLE OF CONTENTS:**

**TABLE OF CONTENTS:** .....2

**INTRODUCTION**.....3

**OVERSTRAND EAST TROOPS** .....3

**VOËLKLIP TROOP**.....3

**VOGELGAT TROOP**.....5

**ONRUS TROOP** .....7

**HAMILTON RUSSEL TROOP**.....7

**GENERAL COMMENTS** .....7

**POPULATION CHARACTERISTICS**.....7

**HOTLINE DATA** .....8

**RECORDED INCURSIONS** .....8

**PERCENTAGE TIME OUT OF TOWN** .....8

**RECOMMENDATIONS** .....9

**CONCLUSION**.....10

## **INTRODUCTION**

This monthly report covers the period from 1 February to 29 February 2024.

February was the first month since October 2023 in which all four managed troops were entirely absent from the urban area. Due to the absence of any baboons in the urban area during February there were no recorded incursions and only three hotline calls received from managed areas.

The Voëlklip Troop predominantly used the western portion of its home range, between Patryskloof and Hamilton Russel Vineyard, with the troop seldom venturing towards the Fernkloof Nature Reserve. A new male was observed following the troop during the month, eliciting a strong aggressive reaction from UNKM1 who was often seen chasing the new male away.

February marked the seventh consecutive month that the Vogelgat Troop was absent from town. The troop continued to forage intensively on the mountains north of the Hermanus Yacht Club and was seen close to the Vogelgat Waterfall Troop to the east on several days during the month. A baboon from the troop was struck and killed by a car outside Stanford during the month, posing another reminder about the threat created by vehicles along the R43.

The Onrus Troop was seen close to the urban edge on several occasions during February, during which time three hotline calls were received reporting its presence. On the second occasion the virtual fence was used effectively to deter the troop from entering town. On a similarly positive note, the frequency at which the Onrus Troop visited the pig farm in the Hemel- en-Aarde valley decreased to once during February.

## **OVERSTRAND EAST TROOPS**

### **VOËLKLIP TROOP**

#### **IN TOWN STATISTICS**

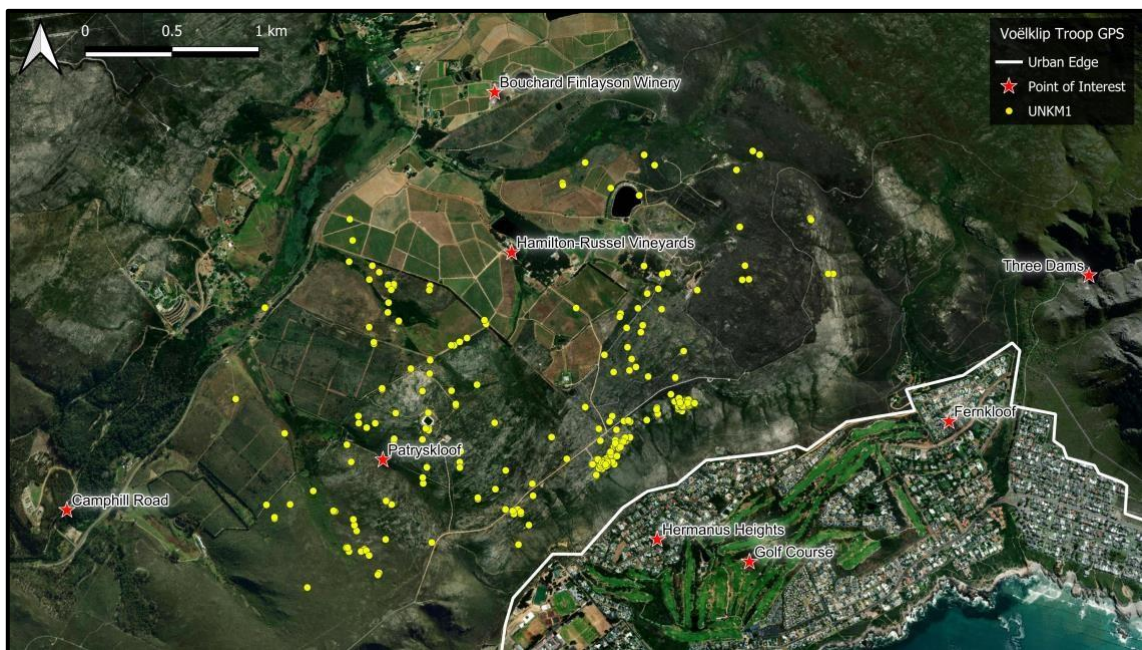
- Troop time out of town remained static at 100% during February.
- Time out of town for individuals increased from 99.8% to 100% during February.

	% Out of Town	% Up or Down from Previous Month	Days Entered	Total Time in Town	Avg Time in Town per day	Max Daily Time in Town	Min Daily Time in Town
<b>Troop</b>	100.0	0.0	0	0:00	00:00	00:00	00:00
<b>Individuals</b>	100.0	0.8	0	0:00	00:00	00:00	00:00

**Table 1.** In Town Statistics for the Voëlklip Troop for February 2024. Time is expressed in hours and minutes. Average daylength in February was 13 hours and 47 minutes.

## NOTEWORTHY INCIDENTS

- The Voëlklip Troop was absent from the urban area for a second consecutive month.
- A new adult male, VKM6U, was first seen associating with the Voëlklip Troop on 7 February. UNKM1 was often seen chasing the new male, resulting in VK6U sleeping apart from the troop. On 29 February VKM6U was seen interacting with the red-tagged female and another unidentified female baboon.
- The Mountain Rose Troop was seen on three occasions during February. On 17 February VKM6U was seen in the vicinity of the Mountain Rose Troop.
- The Voëlklip Troop utilised the western part of its home range extensively during February, especially around Patryskloof and Rotary Way.



**Figure 1.** Map showing the movements of the Voëlklip Troop in February 2024 based on the GPS collar fitted to UNKM1.

HWS: TROOP MONTHLY REPORT																																							
SECTOR		CLASSES OF BEHAVIOUR																																					
OVERSTRAND		1	2	3	4	5	6	7	8	9	10	11	12	13	14	15	16	17	18	19	20	21	22	23	24	25	26	27	28	29	TOTAL								
BABOON TROOP: Voëlklip		1	2	3	4	5	6	7	8	9	10	11	12	13	14	15	16	17	18	19	20	21	22	23	24	25	26	27	28	29	TOTAL								
MONTH: February		1	2	3	4	5	6	7	8	9	10	11	12	13	14	15	16	17	18	19	20	21	22	23	24	25	26	27	28	29	TOTAL								
YEAR: 2024		1	2	3	4	5	6	7	8	9	10	11	12	13	14	15	16	17	18	19	20	21	22	23	24	25	26	27	28	29	TOTAL								
BABOON ID		1	2	3	4	5	6	7	8	9	10	11	12	13	14	15	16	17	18	19	20	21	22	23	24	25	26	27	28	29	TOTAL								
UNKM1 GREEN TAG	M																																						
VKM6U	M																																						
VKF4 YELLOW TAG	F																																						
VKF5 RED TAG	F																																						
VKF1 GREEN TAG	F																																						
VKF6 ORANGE TAG	F																																						
VKF7 PINK TAG	F																																						
UniD Male	M																																						
UniD Sub-Male																																							
UniD Sub-Males	M																																						
UniD Males	M																																						
UniD Females	F																																						
UniD Female	F																																						
UniD Individuals																																							
UniD Juveniles																																							
Troop	0.0																														0.00								
Individuals	0.0																														0.00								
Roost:	AM	4	2	18	18	18	18	18	18	18	18	18	2	18	18	18	18	18	2	2	2	18	18	2	18	18	2	18	18	2									
Roost:	PM	2	18	18	18	18	18	18	18	18	18	2	18	18	18	18	18	2	2	2	18	18	2	18	18	2	18	18	2	18									
Roost Sites		Golf Course Lower Dam		Blaaie Kloof		A-Shape		Tallie's Kloof		9th Avenue Kloof		Heights Dam Middle Dam		Big Titanic/Cave		Bos Klip		Kanonkop		Shade Rock		Small Titanic		Hermanus Heights		BOSKO		10th Ave Kloof		Groot Ladder Drae Kloof		11th Ave Kloof		In Town		ZigZag		Unknown	
ID Features of Baboons																																							
General remarks																																							

Figure 2. The Voëlklip Troop incident sheet for February 2024.

## VOGELGAT TROOP

### IN TOWN STATISTICS

- Time out of Town for the troop remained at 100% during February.
- Time out of Town for individuals remained at 100% during February.

	% Out of Town	% Up or Down from Previous Month	Days Entered	Total Time in Town	Avg Time in Town per day	Max Daily Time in Town	Min Daily Time in Town
<b>Troop</b>	100.0	0.0	0	0:00	0:00	0:00	0:00
<b>Individuals</b>	100.0	0.0	0	0:00	0:00	0:00	0:00

Table 2. In Town Statistics for the Vogelgat Troop for February 2024. Time is expressed in hours and minutes. Average daylength in February was 13 hours and 47 minutes.

### NOTEWORTHY INCIDENTS

- No members of the Vogelgat Troop entered the urban area during February.
- On 10 February a hotline call was received that reported an unidentified adult female baboon on the side of the R43 near Stanford. When HWS arrived at the location it was determined that the baboon had been struck and killed by a motor vehicle. Due to the proximity of the deceased baboon to Stanford, it was assumed that it belonged to the Vogelgat Waterfall Troop.

- On 19 February the Vogelgat Troop and the Vogelgat Waterfall Troop were observed foraging very close together on the mountain north of the Hermanus Yacht Club. A sub-adult male of the Vogelgat Troop was noted limping. This injury was suspected to have occurred during intra-troop conflict.

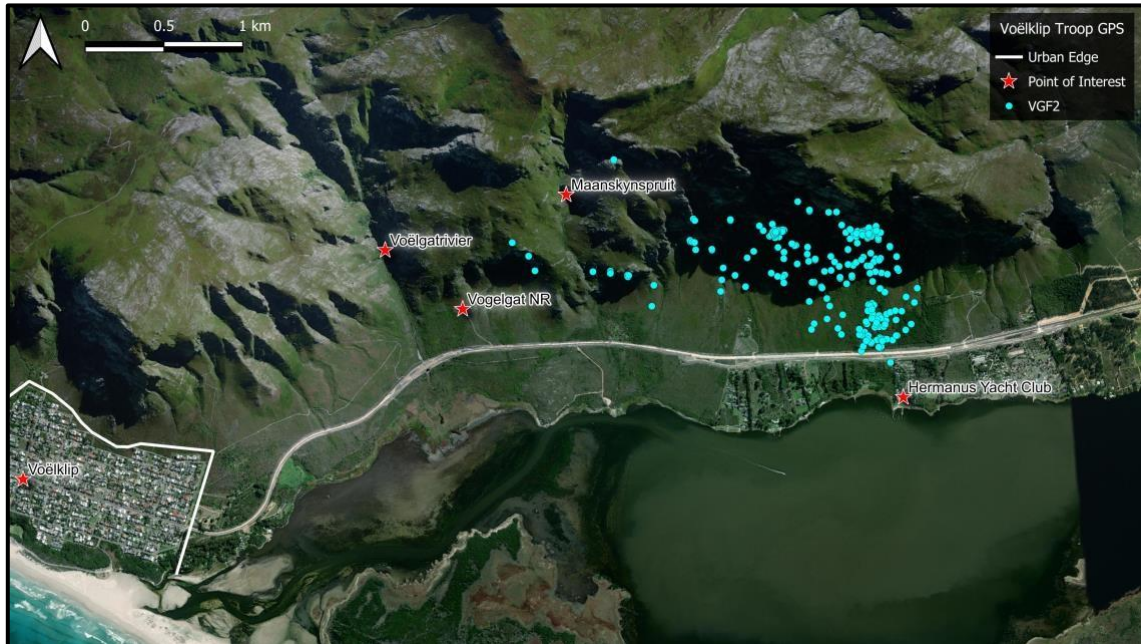


Figure 3. Map showing the movements of the Vogelgat Troop in February 2024 based on the GPS collar fitted to VGF2.

HWS: TROOP MONTHLY REPORT																															
SECTOR		CLASSES OF BEHAVIOUR																													
OVERSTRAND		1 In urban area	4 Attacking pets	7 Threatening behaviour/ attacking/ stealing food																											
BABOON TROOP:	VOGELGAT	2 Raid bins	5 Raid unoccupied house or vehicle	8 Breaking & Entering/Damaging property																											
MONTH: February	YEAR: 2024	3 Non malicious damage	6 Raid occupied house or vehicle	9 Nocturnal Raiding																											
BABOON ID	Sex	1	2	3	4	5	6	7	8	9	10	11	12	13	14	15	16	17	18	19	20	21	22	23	24	25	26	27	28	29	TOTAL
Troop																															
UnID Male	M																														
UnID Males	M																														
UnID Females	F																														
UnID Female	F																														
UnID Individual																															
UnID Individuals																															
UnID Juveniles																															
UnID Juvenile																															
		TIME SPENT IN TOWN (Minutes)																												HRS	
Troop	%																														0.00
Individuals	%																														0.00
Roost:	AM	18	18	21	18	19	17	18	20	21	21	19	18	20	15	21	21	21	18	21	17	18	18	17	18	19	211	18	18	19	
Roost:	PM	18	21	18	19	17	18	20	21	21	19	18	20	15	21	21	21	18	21	17	18	18	17	18	19	21	18	18	19	18	
Roost Sites		1 Baboon Castle	2 18th Ave Kloof	3 11th Ave Kloof	4 10th Ave Kloof	5 Uitkyk Punt	6 Vogelgat Nature Reserve	7 Halfway Ridge	8 Bosklip	9 Groot Uitkyk	10 1st Kloof	11 2nd Kloof	12 3rd Kloof	13 4th Kloof	14 17th Avenue Kloof	15 Waterfall	16 A Shape	17 Bitterbiesie	18 Maanskynkop	19 Stillwaters	20 Maanskynbaai SS	21 Lagoon SS	?	Unknown							
ID Features of Baboons																															
General remarks		Please note that the numbers in red indicate non-urban raids or incursions.																													

Figure 4. The Vogelgat Troop incident sheet for February 2024.

## ONRUS TROOP

- The Onrus Troop was observed on 16 Days during February.
- The troop was in the vicinity of the pig farm less frequently than during the previous month, spending 12 days in the area around the pig farm.
- On 12 February one hotline call was received reporting baboons near Owl Rock. However, when HWS staff arrived in the area the baboons had already moved off in the direction of The Glen.
- On 13 February two hotline calls reported baboons near Owl Rock Road. HWS field staff deployed the Virtual Fence and successfully deterred the troop away from the urban edge.

## HAMILTON RUSSELL

- The Hamilton Russell Troop was observed on 21 days during the month.
- The Hamilton Russell Troop was most often seen between the De Bos Dam and La Vierge Winery. The area includes a valley, through which the Onrus River flows from De Bos dam towards the sea, flanked by steep cliffs. It is likely that it is this area which is most often used for sleep sites.

## VIRTUAL FENCE

- The virtual fence was used on two days during February. One activation was used to deter the Vogelgat Troop from moving west from the area of the Vogelgat Nature Reserve, whilst the other activation was used to block members of the Onrus Troop.

## GENERAL COMMENTS

### POPULATION CHARACTERISTICS

No births or deaths were recorded in managed troops in the Eastern Overstrand during February. Additionally, no migration activity was noted during the month.

Troop	October	June	June	June	June	January	February 2024			Total observed Births (1 July 2023 to 29 February 2024)	Total observed Deaths (1 July 2023 to 29 February 2024)	Total observed Migrations (1 July 2023 to 29 February 2024)
	2019	2020	2021	2022	2023	2023	Births	Deaths	Emigration / Immigration			
Voëlklip	29	29	27	37	39	44	0	0	0	3	0	0
Vogelgat	N/A	22*	29	27	27*	17	0	0	0	0	1	0
Onrus	N/A	N/A	25*	24*	24*	18	0	0	0	0	0	0
Hamilton Russel	N/A	N/A	21*	25	25*	31	0	0	0	0	0	0
<b>Tota</b>	<b>29</b>	<b>51</b>	<b>102</b>	<b>113</b>	<b>115</b>	<b>110</b>	<b>0</b>	<b>0</b>	<b>0</b>	<b>3</b>	<b>1</b>	<b>0</b>

**Table 3.** Population data for the managed troops in the Overstrand in February 2024. Emigration /Immigration figures show animal movements between troops. \* Troop sizes estimated, not able to get accurate counts. Note: **Troop numbers are counted twice a year in December and June.** Troop numbers are not updated during the year by just counting births and deaths, because these may occur without being observed by field rangers.

Deaths	2019/20 (October - June)	2020/21 (July - June)	2021/22 (July 2021 - June 2022)	2022/23 (July 2022 - June 2023)	2023/24 (July 2023 - June 2024)	February 2024	TOTAL (since October 2019)
Management	3	0	1	0	0	0	4
Human Induced (HID)	1	2	9	10	1	0	22
Direct *	1	2	8	8	1	0	19
Indirect **	0	0	1	1	0	0	2
Natural	2	7	7	4	0	0	20
Unknown	0	0	2	2	0	0	4
<b>TOTAL DEATHS</b>	<b>6</b>	<b>9</b>	<b>19</b>	<b>16</b>	<b>1</b>	<b>0</b>	<b>50</b>

**Table 4.** Causes of baboon deaths since December 2019; \*Deaths caused directly by humans, such as motor vehicle accidents, shooting, poisoning and dogs. \*\*Deaths caused indirectly by humans such as electrocutions and fire.

## HOTLINE DATA

A total of ten hotline calls were received during February (**Table 5**). Three calls originated in managed areas, all of which reported baboons from the Onrus Troop. Seven calls were received from unmanaged areas, including Stanford, Pringle Bay, Betty's Bay, and Kommetjie. One hotline call from Stanford reported a baboon that had been struck and killed by a motor vehicle west of the town.

Troop	Number of Calls received	Area	Types of Call
Onrus Troop	3	<ul style="list-style-type: none"> <li>Onrus (3)</li> </ul>	<ul style="list-style-type: none"> <li>Baboons in the area (3)</li> </ul>
Unmanaged Troops	7	<ul style="list-style-type: none"> <li>Pringle Bay (1)</li> <li>Stanford (1)</li> <li>Betty's Bay (2)</li> <li>Slangkop Troop (1)</li> <li>Unidentified Troop (2)</li> </ul>	

**Table 5.** Overstrand hotline call data for February 2024.

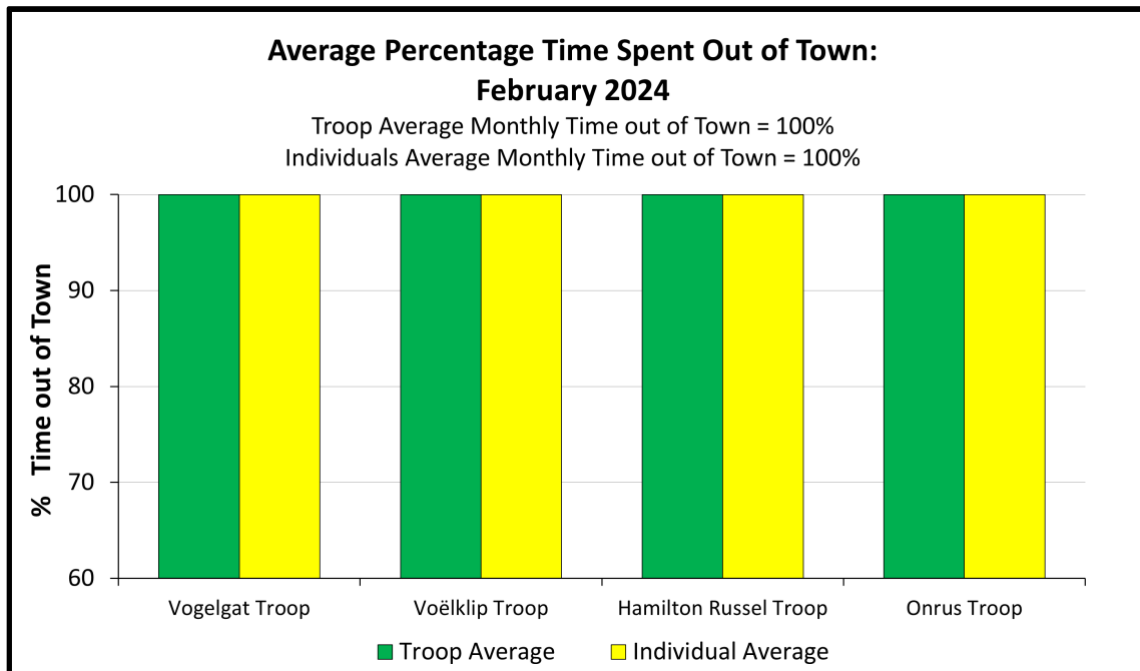
## RECORDED INCURSIONS

No managed troops or individuals were recorded in the urban area during February. Therefore, there were no recorded incursions during the month.

## PERCENTAGE TIME OUT OF TOWN

The average time out of town by troops in the eastern Overstrand during February remained at 100%. Individual time out of town increased, from 99.8% to 100% because no baboons were observed in the urban area from any troop during the month. The last time that all four troops were entirely absent from town was in October 2023.





**Figure 7.** Percentage time the managed baboon troops and individuals spent out of town during February 2024.

## RECOMMENDATIONS

- **Waste and recycling collection should be prioritized** to take place in the early mornings and starting on the edge of town and working inwards.
- Residents should **not** put out their waste **the night before** collection day because this may encourage baboons to raid that evening or early the next morning.
- **Refuse bags** should never be left lying open on the sidewalk and easily available to baboons.
- All bins used in baboon effected areas should be **baboon-proof and locked**.
- **Open vegetable gardens** should be baboon proofed.
- Ripening fruits should be removed from fruiting trees.
- Residents are strongly discouraged from feeding wildlife, including birds. Bird seed is a powerful attractant for baboons.
- Residents are encouraged to record and report the feeding of wildlife to the municipality, CapeNature, or to the baboon hotline (072 028 0008).
- Dogs should always be on a leash when walking in an area where baboons may be present. This is mandatory in the Fernkloof Nature Reserve.

## **CONCLUSION**

The out-of-town status of all managed troops increased during February, with extremely positive results across all metrics. No baboons were recorded in town at all, and subsequently no incursions, assertive or otherwise, were recorded. Likewise, the number of hotline calls was exceedingly low, with only three calls received from managed areas during the month. It is hoped that this trend continues over the coming months.

The new male (VKM6U) observed following the Voëlklip Troop during February could pose challenges in the near future. The arrival of new males often results in increased intra-troop conflict which can often lead to increasingly erratic and unpredictable movement patterns. It is vital that the Voëlklip Troop be monitored closely in order to mitigate such behaviour. It should be noted that the new male could still potentially join another troop in the area. He was seen in the vicinity of the Mountain Rose Troop on several days during February.

The only negative observation made during February 2024 was the road kill of a baboon presumed from the unmanaged Vogelgat Waterfall Troop on the R43 near Stanford. This road continues to pose a threat to baboons as they travel to and from the mountain and properties below the road. Since baboon management in the Overstrand East began in October 2019 this road alone (R43 east of Hermanus) has accounted for most of the baboon mortalities recorded in the region.

### **Human Wildlife Solutions**