

© Human Wildlife Solutions

Human Wildlife Solutions

Overstrand

Monthly Report

August 2023

TABLE OF CONTENTS:

TABLE OF CONTENTS:	2
INTRODUCTION	3
OVERSTRAND EAST TROOPS	3
VOËLKLIP TROOP	3
VOGELGAT TROOP	6
ONRUS TROOP	7
HAMILTON RUSSEL TROOP	8
GENERAL COMMENTS	8
POPULATION CHARACTERISTICS	8
HOTLINE DATA	9
RECORDED INCURSIONS	9
PERCENTAGE TIME OUT OF TOWN	10
RECOMMENDATIONS	10
CONCLUSION	11

INTRODUCTION

This monthly report covers the period from 1 August to 31 August 2023.

The behaviour of both the Voëlklip and Vogelgat Troops improved again from gains made during July. Both troops were entirely absent from the urban area during August, although there were individuals present in the urban area on seven days during the month. Additionally, no bin raids or assertive incursions of any kind were recorded across the eastern Overstrand. The number of hotline calls received also fell by more than 50%, from 22 in July to eight in August.

It should be noted that whilst baboon management by HWS in the Overstrand West was discontinued in July 2023, HWS has continued to receive some hotline calls from previously managed areas. These hotline calls were recorded and are presented in this report.

The other two troops managed in the Overstrand East, the Hamilton-Russel and Onrus Troops were not observed for the second consecutive month.

OVERSTRAND EAST TROOPS

VOËLKLIP TROOP

IN TOWN STATISTICS

- Troop time out of town increased from 99.6% in July to 100% during August
- Time out of town for individuals increased by 1.8% during August, from 97% to 98.8%.

	% Out of Town	% Up or Down from Previous Month	Days Entered	Total Time in Town	Avg Time in Town per day	Max Daily Time in Town	Min Daily Time in Town
Troop	100.0	+ 0.4	0	0:00	00:00	00:00	00:00
Individuals	98.8	+ 1.8	5	4:08	0:49	01:32	00:09

Table 1 In Town Statistics for the Voëlklip Troop for August 2023. Time is expressed in hours and minutes. Average daylength in August was 10 hours and 51 minutes.

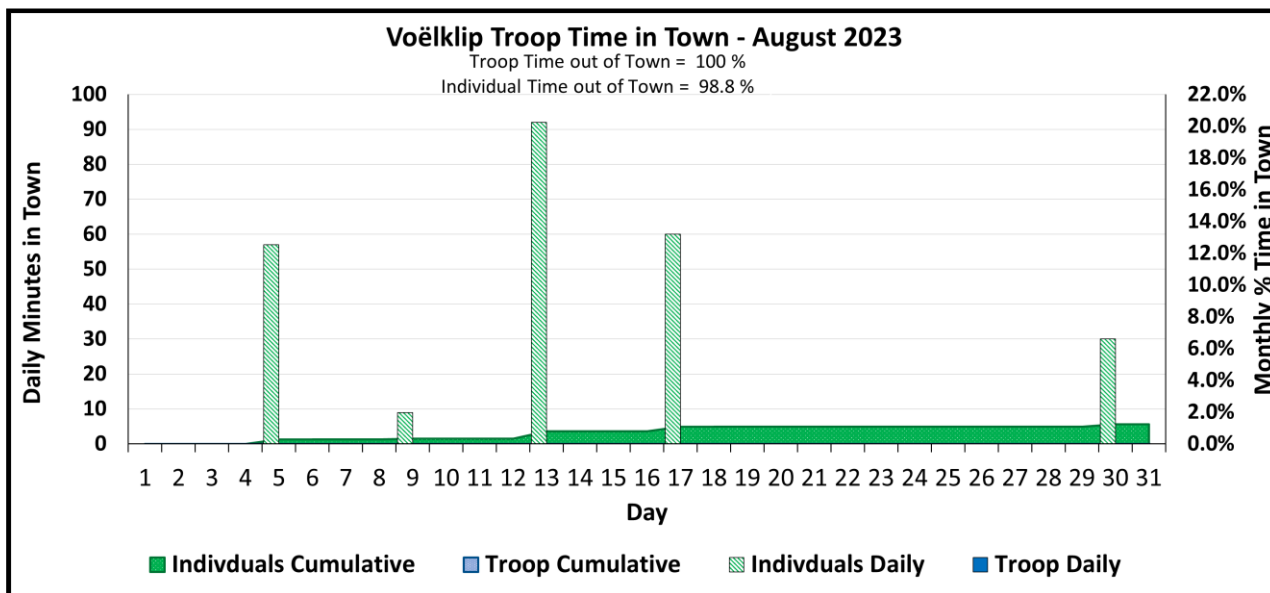


Figure 1 Troop and individual daily time (minutes) in town (bars), and monthly (area) percentage Time in Town by the Voëlklip Troop during August 2023.

NOTEWORTHY INCIDENTS

- The Voëlklip Troop was absent from the urban area during August.
- Individuals from the Voëlklip Troop entered town on five days during July., Individuals did not enter Voëlklip or Fernkloof at all during August, with all incursions recorded in the Hermanus Heights suburb.
- VKF7 was seen with a new born infant 29 August.
- On 30 August, VKF5 managed to enter the urban area briefly before being steered back unto the mountain. It is thought that she was attracted to unsecured refuse that was laid out one day before bin day.
- The troop spent the majority of the month foraging on the mountains north of Hermanus Heights and Fernkloof. The troop was documented as far north as the Hemel-en-Aarde road. This is the furthest north they have been documented. The motivation for this movement is potentially linked to the new growth in the vineyards.

HWS: TROOP MONTHLY REPORT																																	
SECTOR		CLASSES OF BEHAVIOUR																															
OVERSTRAND		1 In urban area	4 Attacking pets	7 Threatening behaviour/ attacking/ stealing food																													
BABOON TROOP: Voëlklip		2 Raid bins	5 Raid unoccupied house or vehicle	8 Breaking & Entering/Damaging property																													
MONTH: August		3 Non malicious damage	6 Raid occupied house or vehicle	9 Nocturnal Raiding																													
YEAR: 2023																																	
BABOON ID	Sex	1	2	3	4	5	6	7	8	9	10	11	12	13	14	15	16	17	18	19	20	21	22	23	24	25	26	27	28	29	30	31	TOTAL
Troop																																	
UNKM1	M																																
VKF4 YELLOW TAG	F																																
VKF5 RED TAG	F									1																							
VKF1 GREEN TAG	F																																
VKF6 ORANGE TAG	F																																
VKF7 PINK TAG	F																																
UnID Male	M			1		1																											
UnID Sub-Male	M									1																							
UnID Sub-Males	M																																
UnID Males	M																																
UnID Females	F																																
UnID Female	F			1																													
UnID Individuals																																	
UnID Juveniles																																	
%		TIME SPENT IN TOWN (Minutes)																														HRS	
Troop	0.0																																
Individuals	1.2			92		57				9																							
Roost:	AM	18	2	18	18	2	18	18	18	18	18	18	18	2	2	18	18	2	5	18	18	18	2	2	2	2	18	18	18	18	18		
Roost:	PM	2	18	18	2	18	18	18	18	?	18	18	2	2	18	18	2	5	18	18	18	2	2	2	2	18	18	18	18	18	18		
Roost Sites		1	Golf Course		2	Heights Dam		3	Green Kloof		4	Platte Klip		5	Adder Ladder		6	Lower Dam		7	Middle Dam		8	Upper Dam		9	Dragon's Back		10	Droë Kloof			
		11	Blaaie Kloof		12	Big Titanic/Cave		13	Small Titanic		14	10th Ave Kloof		15	11th Ave Kloof		16	A-Shape		17	Bos Klip		18	Hermanus Heights		19	Steyn's Kloof		20	In Town			
		21	Tallie's Kloof		22	Kanonkop		23	BHB Waterfall		24	Rooiklip		25	ZigZag		26	9th Avenue Kloof		27	Shade Rock		28	BOSKO		29	Groot Uitkyk		?	Unknown			
ID Features of Baboons																																	
General remarks																																	

Figure 2: The Voëlklip Troop incident sheet for August 2023.

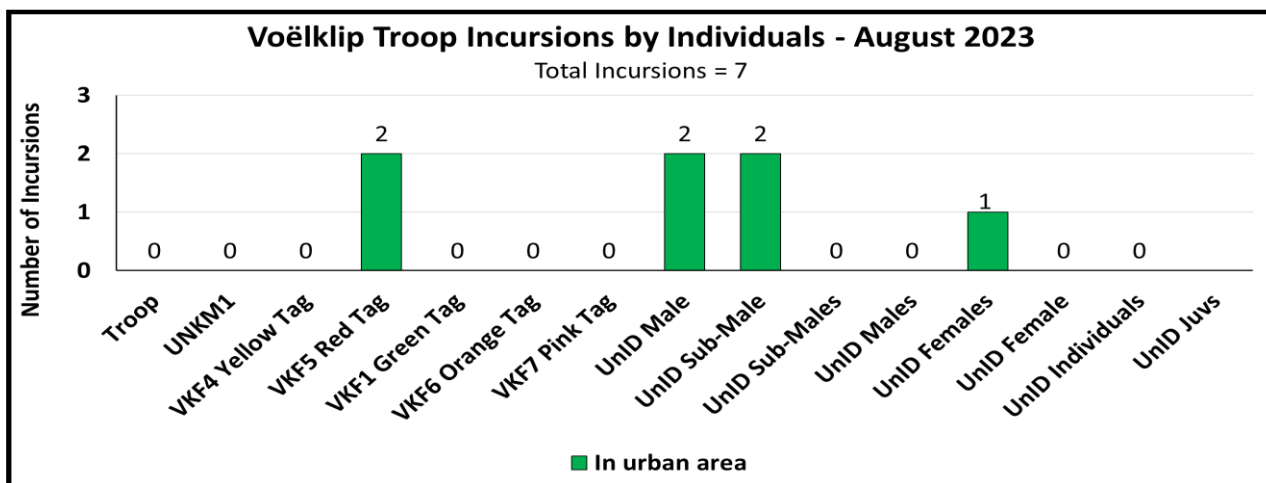


Figure 3 Number of incursions for the Voëlklip Troop and individuals during August 2023.

VOGELGAT TROOP

IN TOWN STATISTICS

- Time out of Town for the Troop remained at 100% during August.
- Time out of town for individuals increased from 99.7% and to 99.8% during August.

	% Out of Town	% Up or Down from Previous Month	Days Entered	Total Time in Town	Avg Time in Town per day	Max Daily Time in Town	Min Daily Time in Town
Troop	100.0	0.0	0	0:00	0:00	0:00	0:00
Individuals	99.8	0.1	2	0:48	0:24	0:28	0:20

Table 2 In Town Statistics for the Vogelgat Troop for August 2023. Time is expressed in hours and minutes. Average daylength in August was 10 hours and 51 minutes.

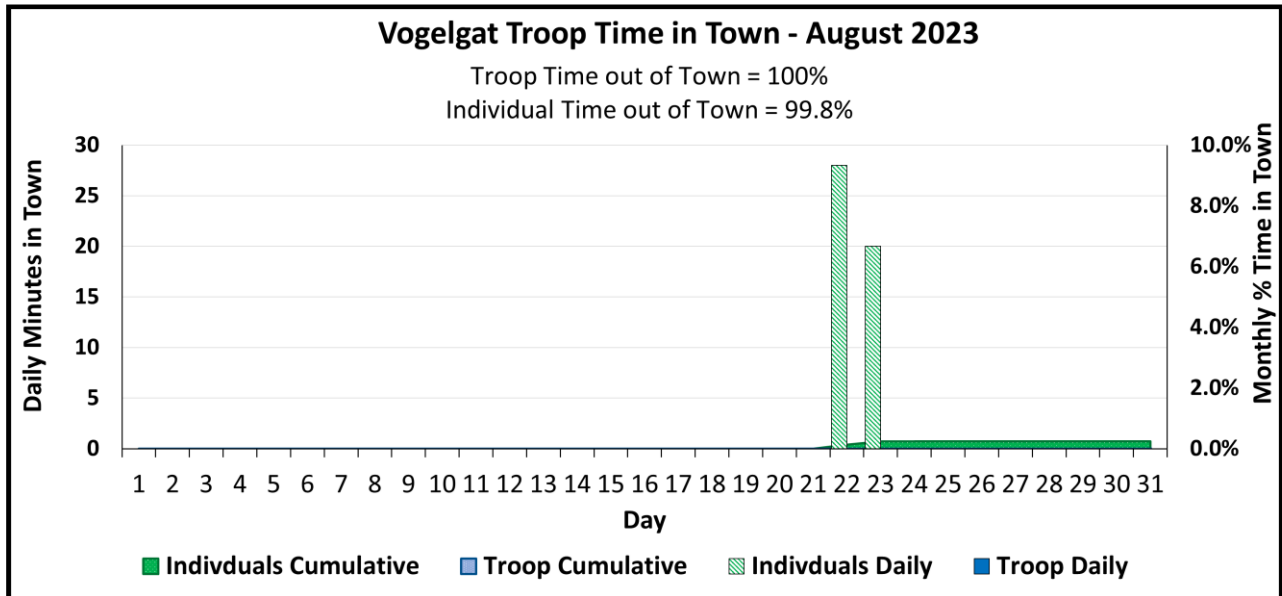


Figure 4 Troop and individual daily time (minutes) in town (bars), and monthly (area) percentage Time in Town by the Vogelgat Troop during August 2023.

NOTEWORTHY INCIDENTS

- Three members of the Vogelgat Troop entered town on two days during August. No other incursions were recorded.
- The Vogelgat Troop continued to spend the majority of its time foraging and sleeping on the mountain slopes north of Maanskygbaai and the Hermanus Yacht Club.
- A wild troop was seen on 27 August on the mountains north of Hermanus Yacht Club. The wild troop looks to be comprised of one adult male, four sub-adult males, six females and seven juveniles, with a total population of 18. One female was observed carrying deceased infant.
- During the end of the month, on 27 and 28 August, the Vogelgat Troop and the wild troop were seen foraging very close together, just north of the Hermanus Yacht Club.

HWS: TROOP MONTHLY REPORT																																									
SECTOR		CLASSES OF BEHAVIOUR																																							
OVERSTRAND		1	In urban area	4	Attacking pets	7	Threatening behaviour/ attacking/ stealing food																																		
BABOON TROOP: VOGELGAT		2	Raid bins	5	Raid unoccupied house or vehicle	8	Breaking & Entering/Damaging property																																		
MONTH: August YEAR: 2023		3	Non malicious damage	6	Raid occupied house or vehicle	9	Nocturnal Raiding																																		
BABOON ID	Sex	1	2	3	4	5	6	7	8	9	10	11	12	13	14	15	16	17	18	19	20	21	22	23	24	25	26	27	28	29	30	31	TOTAL								
Troop																																									
UnID Male	M																						1	1										2							
UnID Males	M																																								
UnID Females	F																																								
UnID Female	F																						1												1						
UnID Individual																																									
UnID Individuals																																									
UnID Juveniles																							1												1						
UnID Juvenile																																									
		TIME SPENT IN TOWN (Minutes)																													HRS										
Troop	0.0																																		0.00						
Individuals	0.2																						28	20											0.80						
Roost:	AM	1	1	?	15	15	?	?	?	20	20	?	19	19	?	15	15	?	?	?	?	15	1	?	?	?	20	?	19	19	19	19									
Roost:	PM	1	?	15	15	?	?	?	20	20	?	19	19	?	15	15	?	?	?	?	15	1	?	?	?	20	?	19	19	19	19										
Roost Sites		1	Baboon Castle	2	18th Ave Kloof	3	11th Ave Kloof	4	10th Ave Kloof	5	Uitkyk Punt	6	Vogelgat Nature Reserve	7	Halfway Ridge	8	Bosklip	9	Groot Uitkyk	10	1st Kloof	11	2nd Kloof	12	3rd Kloof	13	4th Kloof	14	17th Avenue Kloof	15	Waterfall	16	A Shape	17	Bitterbiesie	18	Maanskynkop	19	Stillwaters	20	Maanskynbaai SS
ID Features of Baboons		?	Unknown																																						
General remarks		Please note that the numbers in red indicate non-urban raids or incursions.																																							

Figure 5 The Vogelgat Troop incident sheet for August 2023.

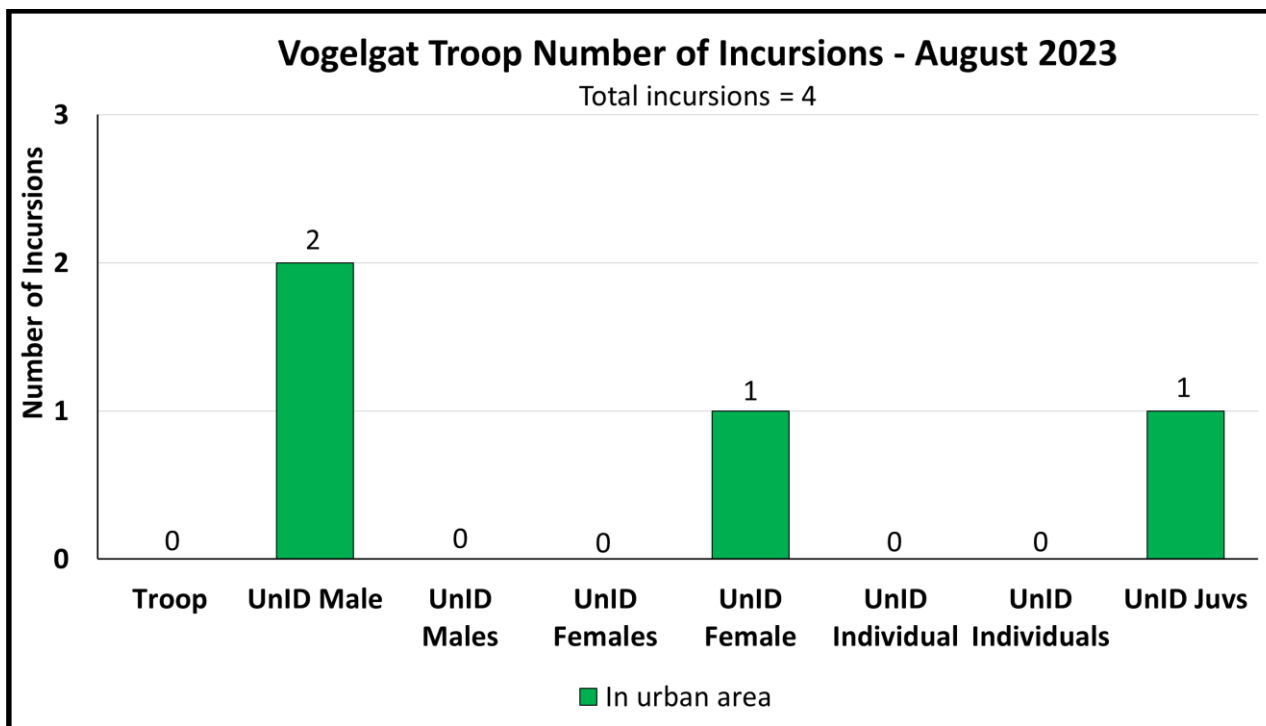


Figure 6 Number of incursions for the Vogelgat Troop and individuals during August 2023.

ONRUS TROOP

- There were no observations of the Onrus Troop during August by HWS Staff. Likewise, no hotline calls were received regarding the Onrus Troop.

HAMILTON RUSSEL TROOP

- There were no observations of the Hamilton-Russel Troop during August by HWS staff. No hotline calls regarding the Hamilton-Russel Troop were received.

VIRTUAL FENCE

- In the Eastern Overstrand, the Virtual Fence was activated on two days during August.

GENERAL COMMENTS

POPULATION CHARACTERISTICS

One birth was recorded in the Voëlklip Troop during August 2023. On 27 August, VKF7 was observed carrying a newborn infant. No deaths were recorded in any managed troops in the eastern Overstrand during the month. One deceased juvenile was seen being carried by an adult female in the wild troop near Stillwaters.

Troop	October	June	June	June	June	August 2023			Total observed Births	Total observed Deaths	Total observed Migrations
	2019	2020	2021	2022	2023	Births	Deaths	Emigration / Immigration	(1 August 2023)	(1 August 2023)	(1 August 2023 to 31 August 2023)
Voëlklip	29	29	27	37	39	1	0	0	1	0	0
Vogelgat	N/A	22*	29	27	27*	0	0	0	0	0	0
Onrus	N/A	N/A	25*	24*	24*	0	0	0	0	0	0
Hamilton Russel	N/A	N/A	21*	25	25*	0	0	0	0	0	0

Table 3: Population data for the managed troops in the Overstrand in August 2023. Emigration /Immigration figures show animal movements between troops. * Troop sizes were estimated, because they were not seen enough to get accurate counts. Note: Troop numbers will be counted twice a year in December and June. Troop numbers are not updated during the year by just counting births and deaths, because these may occur without being observed by field rangers.

Deaths	2019/20 (October - June)	2020/21 (July - June)	2021/22 (July 2021 - June 2022)	2022/23 (July 2022 - June 2023)	2023/24 (July 2023 - June 2024)	August 2023
Management	3	0	1	0	0	0
Human Induced (HID)	1	2	9	10	1	0
Direct *	1	2	8	8	1	0
Indirect **	0	0	1	1	0	0
Natural	2	7	7	4	0	0
Unknown	0	0	2	2	0	0
TOTAL DEATHS	6	9	19	16	1	0

Table 4: Causes of baboon deaths since October 2019; *Deaths caused directly by humans, such as motor vehicle accidents, shooting, poisoning and dogs. **Deaths caused indirectly by humans such as electrocutions and fire.

HOTLINE DATA

A total of eight hotline calls were received during August (**Table 5**), with five originating in managed areas. Four of the hotline calls were received from the Hermanus Heights area and reported baboons in the urban area. The other call was received from Fernkloof, asking if baboons were in the vicinity. Three hotline calls were received from previously managed areas, with one each from Pringle Bay, Kleinmond, and Silversands.

Troop	Number of Calls received	Area	Types of Call
Voëlklip Troop	5	<ul style="list-style-type: none"> Hermanus Heights (4) Fernkloof (1) 	<ul style="list-style-type: none"> In urban area (4) Enquiry (1)
Unmanaged Troops	3	<ul style="list-style-type: none"> Pringle Bay (1) Kleinmond (1) Silversands (1) 	

Table 5: Table summarising Hotline call trends for August 2023.

RECORDED INCURSIONS

The total number of incursions recorded during August was 11 (**Figure 7**), with the majority of the incursions attributed to the Voëlklip Troop (n= 7). There was a 50% decrease in the number of incursions compared to July. The presence of baboons in the urban area were the only incursions recorded. Because of this, no pie chart is presented this month.

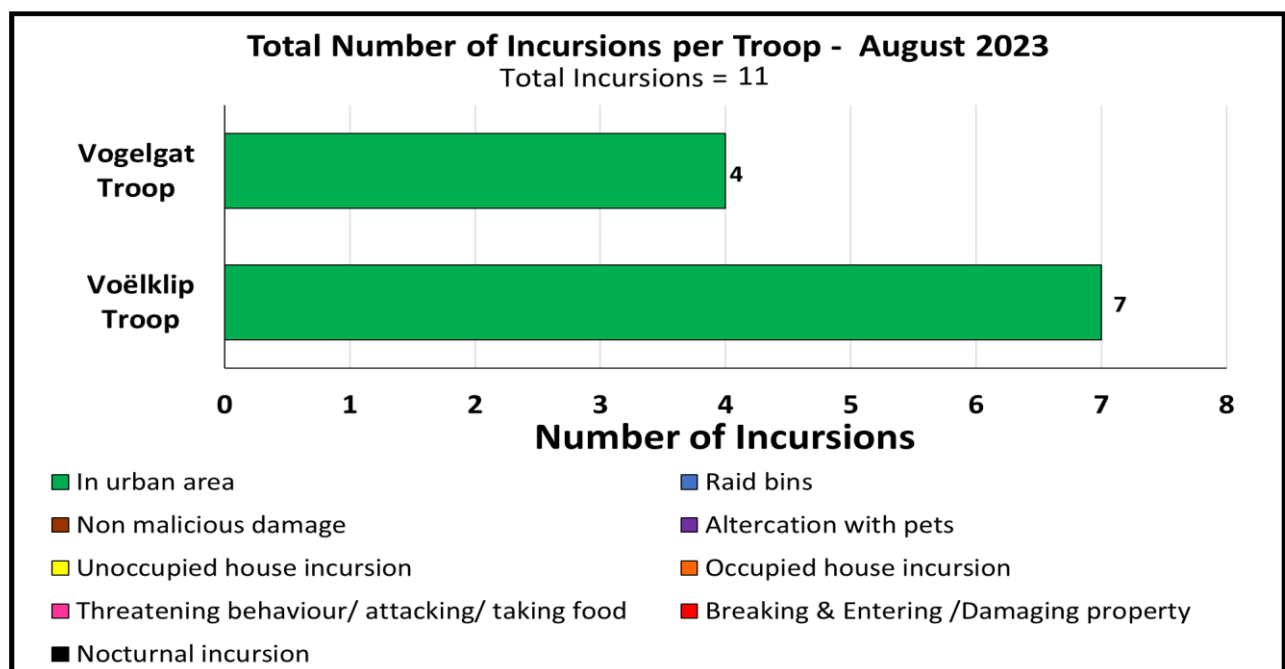


Figure 7 Total observed incursions per troop during August 2023. **Note:** Observed incursions are not hotline related, but are incursions observed by HWS Field Staff.

PERCENTAGE TIME OUT OF TOWN

The average percentage time out of town by troops in the eastern Overstrand during August increased from 99.9% to 100%, with all troops absent from town during the month (**Figure 8**). The Hamilton-Russel and Onrus Troops were not observed during August. Individuals from the Voëlklip and Vogelgat troops entered the urban area on seven days during August, with five and two days respectfully.

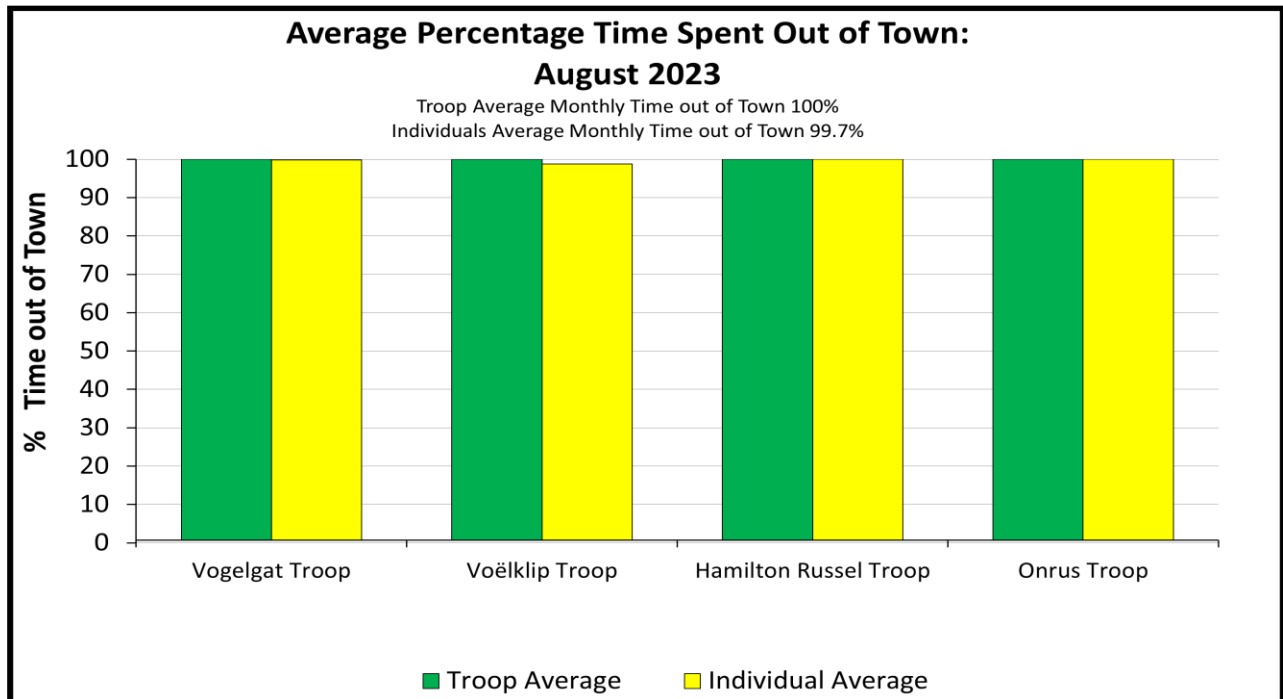


Figure 8 Percentage time the managed baboon troops and individuals spent out of town during August 2023.

RECOMMENDATIONS

- **Waste and recycling collection should be prioritised** to take place in the early mornings and start on the edge of town and work inwards.
- Residents should **not** put out their waste **the night before** collection day.
- **Refuse bags** should not be left lying open on the sidewalk and easily available to baboons.
- All bins used in baboon effected areas should be **baboon-proof and locked**.
- **Open vegetable gardens** should be baboon proofed.
- Residents are strongly discouraged from feeding wildlife, including birds. Bird seed is a powerful attractant for baboons.
- Residents are encouraged to record and report the feeding of wildlife to the municipality, CapeNature, or to the baboon hotline (072 028 0008).

CONCLUSION

August saw the continuation of the improvements in baboon troop behaviour observed during July. Neither troop was present in town at all during August, although individuals from both troops were present in town for brief periods across seven days.

Elsewhere in the eastern Overstrand, the Hamilton-Russell and Onrus Troops have not been observed for two months. This is a positive development because during May and June the Onrus Troop was prevented from reaching town on several days that coincided with refuse collection periods. The lack of observations of these troops highlights the effectiveness of timely interventions in preventing the development of raiding behaviour.

Apart from the presence of baboons in town, no other incursion behaviours were recorded during August. This is a significant improvement since June. It should be noted that on 30 August, VKF7 entered the urban area briefly in search of Human Derived Foodstuffs. This female was most probably attracted into town by unsecured refuse that had been left out on the street the day before refuse collection was due. It is most important that residents take full responsibility for the proper management of their refuse in order to maintain the steady gains made in baboon management over the past few years.

Human Wildlife Solutions CC