

© Human Wildlife Solutions

## **Human Wildlife Solutions**

### **Overstrand**

#### **Monthly Report**

**June 2023**

## **TABLE OF CONTENTS:**

TABLE OF CONTENTS:.....	2
INTRODUCTION .....	3
OVERSTRAND EAST TROOPS .....	4
1.1 VOËLKLIP TROOP .....	4
1.2 VOGELGAT TROOP.....	6
1.3 ONRUS TROOP .....	8
1.4 HAMILTON RUSSEL TROOP .....	8
1.5 BIRTHS, DEATHS & MIGRATIONS .....	8
OVERSTRAND WEST TROOPS .....	8
1.6 PRINGLE BAY TROOP .....	8
1.7 HANGKLIP TROOP.....	9
1.8 SILVERSANDS TROOP.....	9
1.9 BETTY'S BAY TROOP .....	11
1.10 BIRTHS, DEATHS & MIGRATIONS .....	13
GENERAL COMMENTS – ALL TROOPS.....	14
1.12 POPULATION CHARACTERISTICS.....	14
1.13 HOTLINE DATA .....	14
1.14 RECORDED INCURSIONS .....	16
1.15 PERCENTAGE TIME OUT OF TOWN .....	16
1.16 RECOMMENDATIONS .....	17
CONCLUSION .....	18

## **INTRODUCTION**

This monthly report covers the period from 1 June to 30 June 2023.

The mid-winter cold and rainy weather seemed to have a significant effect on the behaviour of most of the managed baboon troops this month. In the Eastern Overstrand, there was an overall deterioration in the behaviour of the Vogelgat and Voëlklip Troops. Vogelgat Troop entered town on two days during June, an increase from the one entry recorded during May. Furthermore, members of the Vogelgat Troop were involved in several instances of bin raiding and there was one altercation with a dog. Fortunately, the altercation with a dog did not result in any injuries, despite the dangerous potential involved in these interactions.

The Voëlklip Troop showed a significant deviation in their behaviour during June, with the troop entering town on eight days, while individuals were present in town on 16 days during the month. The last time the troop entered the urban area so frequently was in April 2020. The increased presence of the troop in town, as highlighted during the May 2023 report, is likely due to the prevailing cold, wet weather. In addition, the lack of a radio collar made monitoring and pre-empting the troops behaviour very difficult, especially in wet and cloudy / misty weather conditions.

The Onrus Troop was observed again during June while it was attempting to access the urban area through the Glenfruin Meadow Estate. Fortunately some hotline calls alerted HWS and the attempted raid was thwarted. The appearance of the Onrus Troop in May and June has on both occasions coincided with refuse delivery day. This emphasises the importance of ensuring refuse is handled quickly and appropriately.

In the Western Overstrand, the Betty's Bay Troop behaviour was also particularly poor during June. Time out of town decreased for both the troop and individuals, 10% and 3.7% respectively, with 168 incursions recorded, an increase of 41% over May. Despite the relative lack of threatening or stealing instances (n=1), the number of unoccupied house incursions increased significantly, as did the number of bin raiding instances. Additionally, a new adult male was observed shadowing the Betty's Bay Troop towards the end of the month. The natal origin of this dispersing male is unclear. However, because it was this dispersing male that was responsible for the single interaction of stealing food directly from a human (see above), it is most likely that he dispersed from the Rooiels Troop which is much more habituated than the Silversands Troop, and is renowned for adult males taking food directly from humans.

In Pringle Bay, HWS continued to withhold its services in the area due to public interference that was preventing HWS from doing its contracted duties.

Both the Hangklip and Silversands Troops were absent from the urban area during June, although individuals from the Silversands Troop were present in town for the majority of the month (n=24 days). As in the previous month, SSM1 continued to access the urban area regularly and engaged in two bin raids and one occupied house incursion. In Hangklip, BTM1, one of the Pringle Bay adult males, was observed interacting with the Hangklip Troop on two days during June.



## OVERSTRAND EAST TROOPS

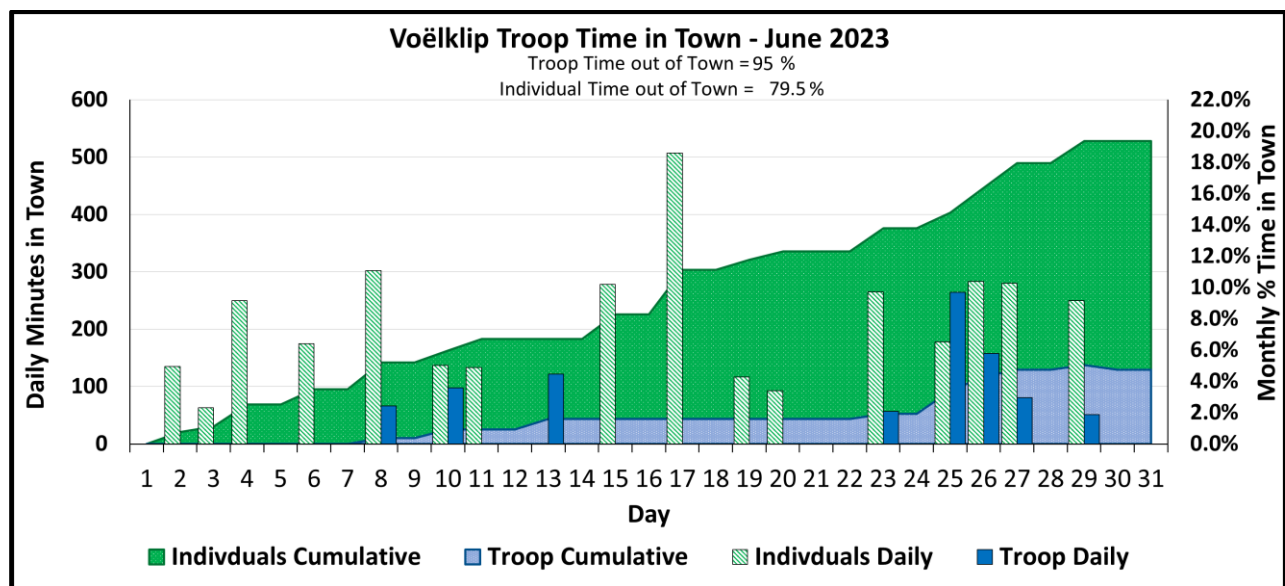
### VOËLKLIP TROOP

#### 1.1.1 IN TOWN STATISTICS

- Troop time out of town decreased from 98% in May to 95% in June. The troop entered the urban area on eight days during June.
- Time out of town for individuals decreased by 9% during June.

	% Out of Town	% Up or Down from Previous Month	Days Entered	Total Time in Town	Avg Time in Town per day	Max Daily Time in Town	Min Daily Time in Town
<b>Troop</b>	95.0	-3.0	8	14:57	1:52	04:24	00:51
<b>Individuals</b>	79.5	-9.0	16	60:43	3:47	08:27	01:33

**Table 1.1** In Town Statistics for the Voëlkliip Troop for June 2023. Time is expressed in hours and minutes. Average daylength in June was 9 hours and 53 minutes.



**Figure 1.1** Troop and individual daily time (minutes) in town (bars), and monthly (area) percentage Time in Town by the Voëlkliip Troop during June 2023.

#### 1.1.2 NOTEWORTHY INCIDENTS

##### 1.1.2.1 HERMANUS HEIGHTS & GOLF COURSE

- Individuals from the Voëlkliip Troop entered the urban area in Hermanus Heights on ten days during June, while the troop was present on three days.
- On 26 June, for the first time since 2020, the Voëlkliip Troop slept at the Golf Course. Once the troop had reached the pine trees on the golf course, a preferred sleeping site, it became very difficult to move them out of the urban area again.

HWS: TROOP MONTHLY REPORT																																			
SECTOR						CLASSES OF BEHAVIOUR																													
OVERSTRAND																																			
BABOON TROOP: Voëlklip			VOËLKLIP			1 In urban area				4 Attacking pets				7 Threatening behaviour/ attacking/ stealing food																					
MONTH: June			YEAR: 2023			2 Raid bins				5 Raid unoccupied house or vehicle				8 Breaking & Entering/Damaging property																					
						3 Non malicious damage				6 Raid occupied house or vehicle				9 Nocturnal Raiding																					
BABOON ID	Sex	1	2	3	4	5	6	7	8	9	10	11	12	13	14	15	16	17	18	19	20	21	22	23	24	25	26	27	28	29	30	TOTAL			
Troop																																			
UNKM1	M		1,6		1		1		1		1	1	1		1		1		1		1		1		1	1	1		1		1				
VKF4 YELLOW TAG	F																														1				
VKF5 RED TAG	F				1		1					1	1		1		1		1		1,2						1	1	1		1				
VKF1 GREEN TAG	F													1																	1				
VKF6 ORANGE TAG	F																																		
VKF7 PINK TAG	F									6												1,2									3				
UnID Male	M																														7				
UnID Sub-Male							1		1			1										1				1	1	1			5				
UnID Sub-Males	M				1,6												1													1	7				
UnID Males	M																														7				
UnID Females	F						1		1,6		1	1				1		1								1					8				
UnID Female	F		1																			1,2	1				1	1			6				
UnID Individuals					1		1		1					1		1		1						1		1					7				
UnID Juveniles									1,6			1				1		1				1,2				1	1	1			9				
		TIME SPENT IN TOWN (Minutes)																								HRS									
Troop	%	5,0							66		98			122										57		264	158	81		51	14,95				
Individuals		20,5		135		250		175	302		137	133		260		278		507		117	93			265		178	283	280		250	60,72				
Roost:	AM	18	18	18	18	3	18	18	18	3	?	12	12	?	9	18	18	18	3	21	18	18	18	18	3	18	2	1	21,22	18	3				
Roost:	PM	18	18	18	3	18	18	18	3	5	12	12	10	9	18	18	18	3	5	18	18	18	18	18	18	18	2	1	23	18	3	2			
Roost Sites	1	Golf Course						2	Heights Dam						3	Green Kloof						4	Platte Klip						5	Adder Ladder					
	6	Lower Dam						7	Middle Dam						8	Upper Dam						9	Dragon's Back						10	Droe Kloof					
	11	Blaaie Kloof						12	Big Titanic/Cave						13	Small Titanic						14	10th Ave Kloof						15	11th Ave Kloof					
	16	A-Shape						17	Bos Klip						18	Herminus Heights						19	Steyn's Kloof						20	In Town					
	21	Tallie's Kloof						22	Kanonkop						23	BHB Waterfall						24	Rooiklip						25	ZigZag					
	26	9th Avenue Kloof						27	Shade Rock						28	BOSKO						29	Groot Uitkyk						?	Unknown					
ID Features of Baboons																																			
General remarks																																			

Figure 1.2: The Voëlklip Troop incident sheet for June 2023.

### 1.1.2.2 VOËLKLIP & FERNKLOOF

- Individuals from the Voëlklip Troop entered Fernkloof and Voëlklip on a total of six days during June, while the troop was present on two days.

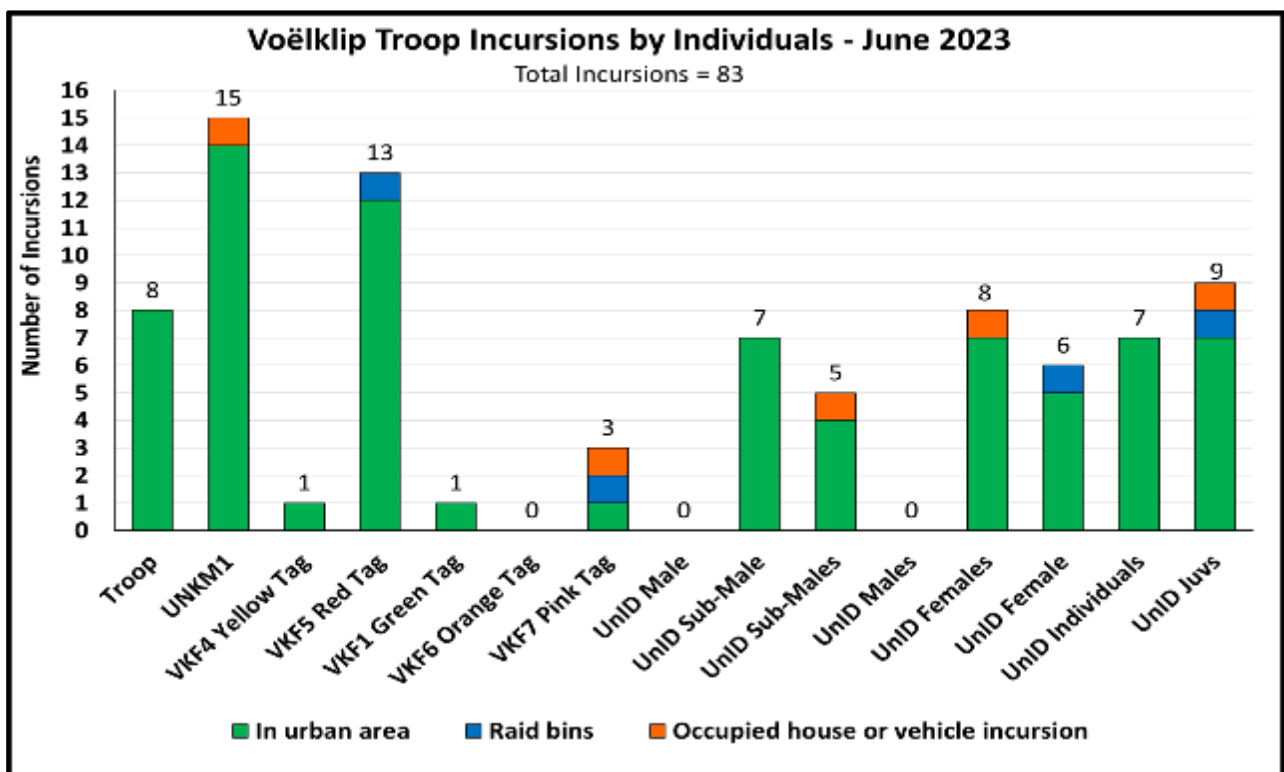


Figure 1.3 Number of incursions for the Voëlklip Troop and individuals during June 2023.

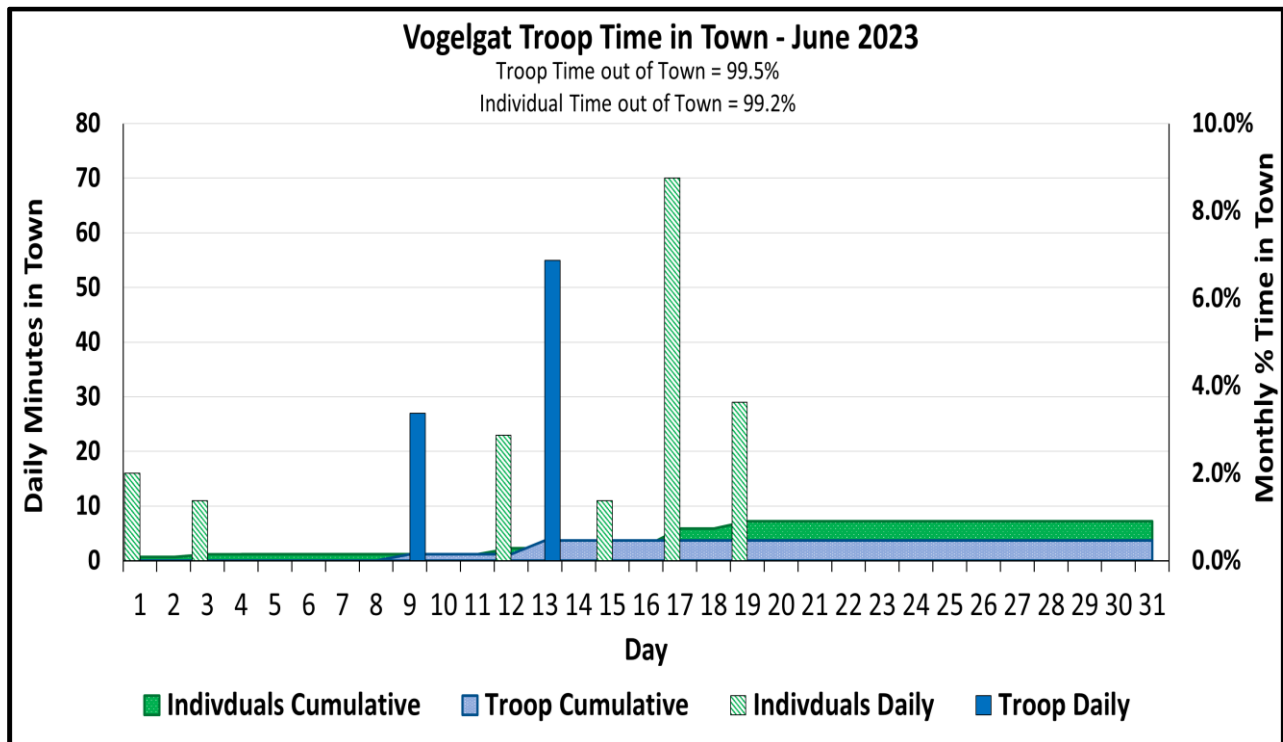
## VOGELGAT TROOP

### 1.1.3 IN TOWN STATISTICS

- Time out of Town for the troop decreased from 99.9% during May to 99.5% in June. This is the second consecutive month that the Vogelgat Troop has entered the urban area after an absence extending from October 2022 to April 2023.
- Time out of town for individuals decreased slightly from 99.2% in May to 99.1% in June.

	% Out of Town	% Up or Down from Previous Month	Days Entered	Total Time in Town	Avg Time in Town per day	Max Daily Time in Town	Min Daily Time in Town
<b>Troop</b>	99.5	-0.4	2	1:22	0:41	0:55	0:27
<b>Individuals</b>	99.1	-0.1	8	2:40	0:26	1:10	0:11

**Table 2.1** In Town Statistics for the Vogelgat Troop for June 2023. Time is expressed in hours and minutes. Average daylength in June was 9 hours and 53 minutes.



**Figure 2.1** Troop and individual daily time (minutes) in town (bars), and monthly (area) percentage Time in Town by the Vogelgat Troop during June 2023.

HWS: TROOP MONTHLY REPORT																																
SECTOR		CLASSES OF BEHAVIOUR																														
OVERSTRAND																																
BABOON TROOP:		VOGELGAT																														
MONTH: June		YEAR: 2023																														
		1	In urban area		4	Attacking pets		7	Threatening behaviour/ attacking/ stealing food																							
		2	Raid bins		5	Raid unoccupied house or vehicle		8	Breaking & Entering/Damaging property																							
		3	Non malicious damage		6	Raid occupied house or vehicle		9	Nocturnal Raiding																							
BABOON ID	Sex	1	2	3	4	5	6	7	8	9	10	11	12	13	14	15	16	17	18	19	20	21	22	23	24	25	26	27	28	29	30	TOTAL
Troop										1				1																		2
UnID Male	M												1	2		1															3	
UnID Males	M																										1				1	
UnID Females	F	1		1									1	2					1		1									7		
UnID Female	F															1		1										1		3		
UnID Individual																												4		1		
UnID Individuals												1.2	1					1						2		2	1			7		
UnID Juveniles																											1			1		
UnID Juvenile		1		1														1		1										4		
		%	TIME SPENT IN TOWN (Minutes)																												HRS	
Troop		0.5																													1.37	
Individuals		0.9	16		11									23			11		70								*		*		2.67	
Roost:	AM	?	?	?	?	?	?	?	?	?	?	?	?	?	?	?	?	?	?	?	?	?	?	?	?	?	?	?	?	?	?	
Roost:	PM	?	?	?	?	?	?	?	?	?	?	?	?	?	?	?	?	?	?	?	?	?	?	?	?	?	?	?	?	?	?	
Roost Sites		1	Baboon Castle		2	18th Ave Kloof		3	11th Ave Kloof		4	10th Ave Kloof		5	Uitkyk Punt																	
		6	Vogelgat Nature Reserve		7	Halfway Ridge		8	Bosklip		9	Groot Uitkyk		10	1st Kloof																	
		11	2nd Kloof		12	3rd Kloof		13	4th Kloof		14	17th Avenue Kloof		15	Waterfall																	
		16	A Shape		17	Bitterbiesie		18	Maanskynkop		19	Stillwaters		20	Maanskynbaal SS																	
		?	Unknown																													
ID Features of Baboons																																
General remarks		Please note that the numbers in red indicate non-urban raids or incursions.																														

Figure 2.2 The Vogelgat Troop incident sheet for June 2023.

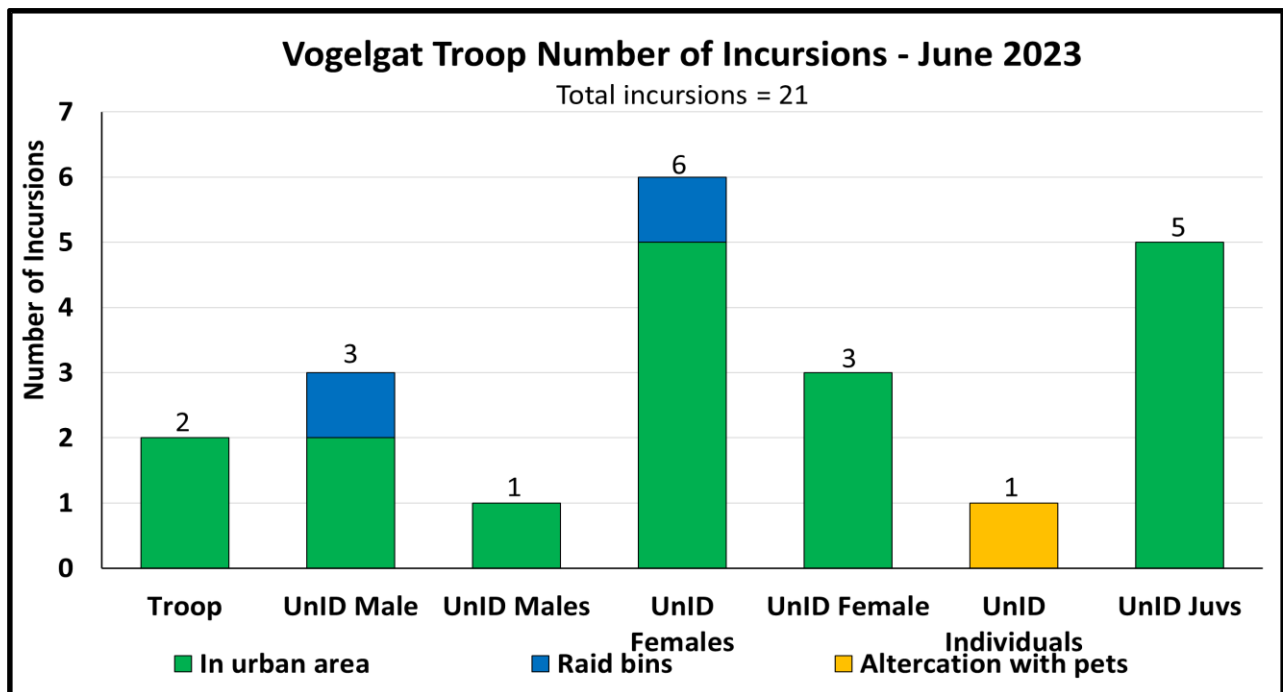


Figure 2.3 Number of incursions for the Vogelgat Troop and individuals during June 2023.

### 1.1.4 NOTEWORTHY INCIDENTS

- On 27 June there was an altercation between a dog and a baboon as members of the Vogelgat Troop moved into town. Members of the troop were running along a wall and accidentally opened a latch holding a steel gate closed. Two dogs then ran out into the street and chased the baboons. One of the dogs was bitten by a male baboon during an altercation that followed.

- The dog sustained several skin lesions across its chest, and two deep cuts across its hind left leg, severing an artery. The dog was immediately taken to a vet and its injuries were treated. The dog survived the ordeal. The second dog was not injured. The baboon involved in the altercation was not identified, but no injured baboons were observed in the troop. Although the dogs attacked the baboons outside their garden, nobody can be held to blame for this incident because the baboons accidentally opened the gate, thus enabling the dogs to run into the street.

## **ONRUS TROOP**

- The Onrus Troop was encountered by HWS staff on 2 June. The troop attempted to enter town through the Glenfruin Meadow Estate on two occasions over the past two months (22 May and 2 June), and on both occasions this was either the day before, or the day of, refuse collection. In June the HWS Area Manager attended the hotline call regarding the presence of baboons and quickly prevented the troop from accessing the urban area.
- Four hotline calls were received informing HWS about baboons from the Onrus Troop.

## **HAMILTON RUSSEL TROOP**

- There were no observations of the Hamilton-Russel Troop during June by HWS staff. There were also no hotline calls received regarding the Hamilton Russel Troop.

## **BIRTHS, DEATHS & MIGRATIONS**

- No births or deaths were recorded in the Eastern Overstrand during June.

## **VIRTUAL FENCE**

- In the Eastern Overstrand, the Virtual Fence was activated on 6 days during June.

## **OVERSTRAND WEST TROOPS**

### **PRINGLE BAY TROOP**

In Pringle Bay, HWS continued to withhold its services regarding the Pringle Bay Troop because of public interference that was preventing HWS from doing its contracted duties. The discontinuation of services was initiated towards the end of March and continued through June until the termination of the management period.



## **HANGKLIP TROOP**

### **1.1.5 IN TOWN STATISTICS**

- June was the twentieth consecutive month that no time in town was recorded for the Hangklip Troop.
- Individual time out of town remained at 100% because no individuals from the Hangklip Troop were recorded in the urban area during June.

	% Out of Town	% Up or Down from Previous Month	Days Entered	Total Time in Town	Avg Time in Town per day	Max Daily Time in Town	Min Daily Time in Town
<b>Troop</b>	100.0	0.0	0	0:00	00:00	00:00	00:00
<b>Individuals</b>	100.0	0.0	0	0:00	00:00	00:00	00:00

**Table 4.1** In Town Statistics for the Hangklip Troop for June 2023. Time is expressed in hours and minutes. Average daylength in June was 9 hours and 53 minutes.

### **1.1.6 NOTEWORTHY INCIDENTS**

- No incursions were recorded by the Hangklip Troop during June.
- One male was observed raiding bins at the Hangklip Hotel on 8 June.
- BTM1 was observed associating with the Hangklip Troop on two days during June. BTM1 was first observed fighting with males from the Hangklip Troop on 13 June in the vicinity of the Hangklip Hotel. BTM1 was then observed foraging in close proximity to the Hangklip Troop on 14 June, before moving away from the troop and sleeping separately, near the Hangklip Hotel.

## **SILVERSANDS TROOP**

### **1.1.7 IN TOWN STATISTICS**

- Troop time out of town remained at 100% during June. This is the sixth month that the Silversands Troop as a whole has been absent from the urban area.
- Time out of town by individuals increased from 95% in May to 96.6% in June.

	% Out of Town	% Up or Down from Previous Month	Days Entered	Total Time in Town	Avg Time in Town per day	Max Daily Time in Town	Min Daily Time in Town
<b>Troop</b>	100.0	0.0	0	0:00	00:00	00:00	00:00
<b>Individuals</b>	96.6	+ 1.1	24	10:07	0:25	03:09	00:05

**Table 5.1** In Town Statistics for the Silversands Troop for June 2023. Time is expressed in hours and minutes. Average daylength in June was 9 hours and 53 minutes.

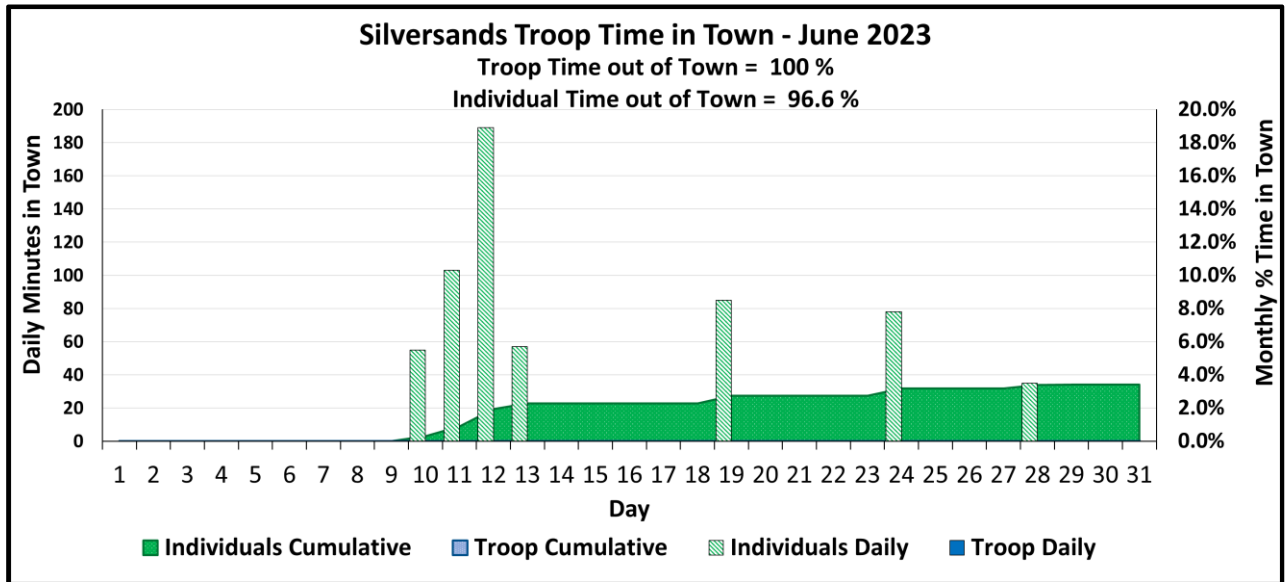


Figure 5.1 Troop and individual daily time (minutes) in town (bars), and monthly (area) percentage Time in Town by the Silversands Troop during June 2023.

**1.1.8 NOTEWORTHY INCIDENTS**

- Individuals from the Silversands Troop entered the urban area on 24 days during June.
- The Silversands Troop was observed foraging in or nearby the prescribed burn area to the north of Silversands on five days during the month.
- SSM1 was responsible for 21 incursions during June, including one occupied house raid and two bin raids.
- On 2 June a hotline call was received concerning a large male baboon moving close to the Penguin Colony located at Stony Point. The lone male was thought to belong to the Silversands Troop, however, because the troop had not left the vicinity of its sleep site in Seafarm Nature Reserve, the identity of the male was not clear. SSM1, a known raider, was observed foraging with the troop at the time of the hotline call.

HWS: TROOP MONTHLY REPORT																																																								
SECTOR		CLASSES OF BEHAVIOUR																																																						
OVERSTRAND		1	In urban area	4	Attacking pets	7	Threatening behaviour/ attacking/ stealing food																																																	
Silversands		2	Raid bins	5	Unoccupied house or vehicle incursion	8	Breaking & Entering/Damaging property																																																	
YEAR: 2023		3	Non malicious damage	6	Occupied house or vehicle incursion	9	Nocturnal incursion																																																	
MONTH: June																																																								
BABOON ID	Sex	1	2	3	4	5	6	7	8	9	10	11	12	13	14	15	16	17	18	19	20	21	22	23	24	25	26	27	28	29	30	TOTAL																								
Troop																																																								
SSM1 (short tail)				1		1	1	1			1	6	1		1,2	1	1	1	1	1	1	2			1	1	1		1		1																									
SSM2																																																								
UnID Males							1	1		1					1			1											1		6																									
UnID Male												1			2	1			1	1	1	1	1							8																										
UnID Sub-Males																															2																									
UnID Sub-Male				1		1								1				1							1	1		1		1	7																									
UnID Females																						1									1																									
UnID Female						1	1								1																3																									
UnID Individuals																1												2			2																									
UnID Juveniles																																																								
		TIME SPENT IN TOWN (Minutes)																																																						
Troop		0.0																																																						
Individuals		3.4																																																						
Roost:		AM	?	?	?	?	?	?	?	?	?	?	?	?	?	?	?	?	?	?	?	?	?	?	?	?	?	?	?	?	?																									
Roost:		PM	?	?	?	?	?	?	?	?	?	?	?	?	?	?	?	?	?	?	?	?	?	?	?	?	?	?	?	?	?																									
Roost Sites		?	Unknown																											2																										
		6																												7																										
		11																												12																										
		16																												17																										
		21																												22																										
		26																												27																										
ID Features of Baboons																																																								
General remarks		Please note that numbers in red indicate non-urban raids or incursions. * indicates individuals were seen in town but were not seen entering and/or leaving. These data were therefore estimated.																																																						

Figure 5.2 The Silversands Troop incident sheet for June 2023.

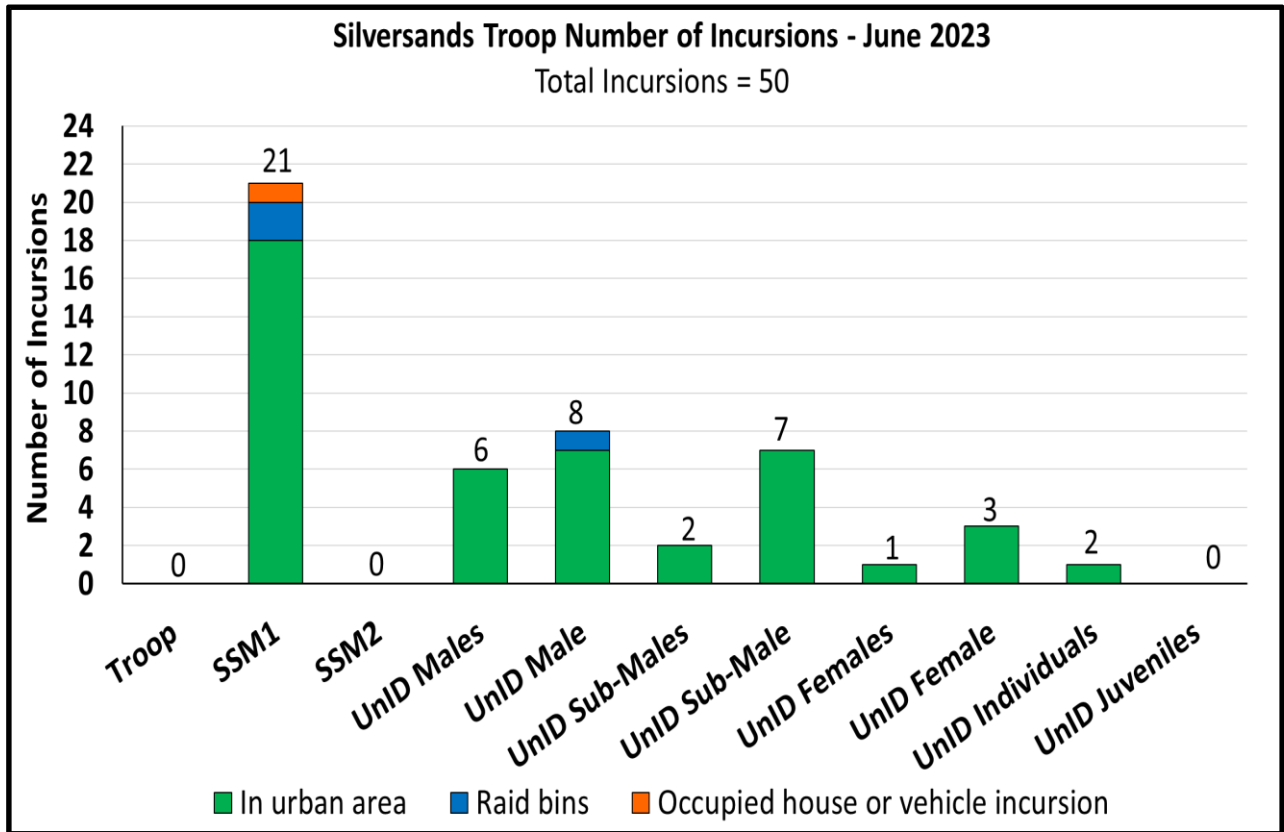


Figure 5.3 Number of incursions by the Siversands Troop and individuals during June 2023. (Note a Sub-Male refers to a sub-adult male).

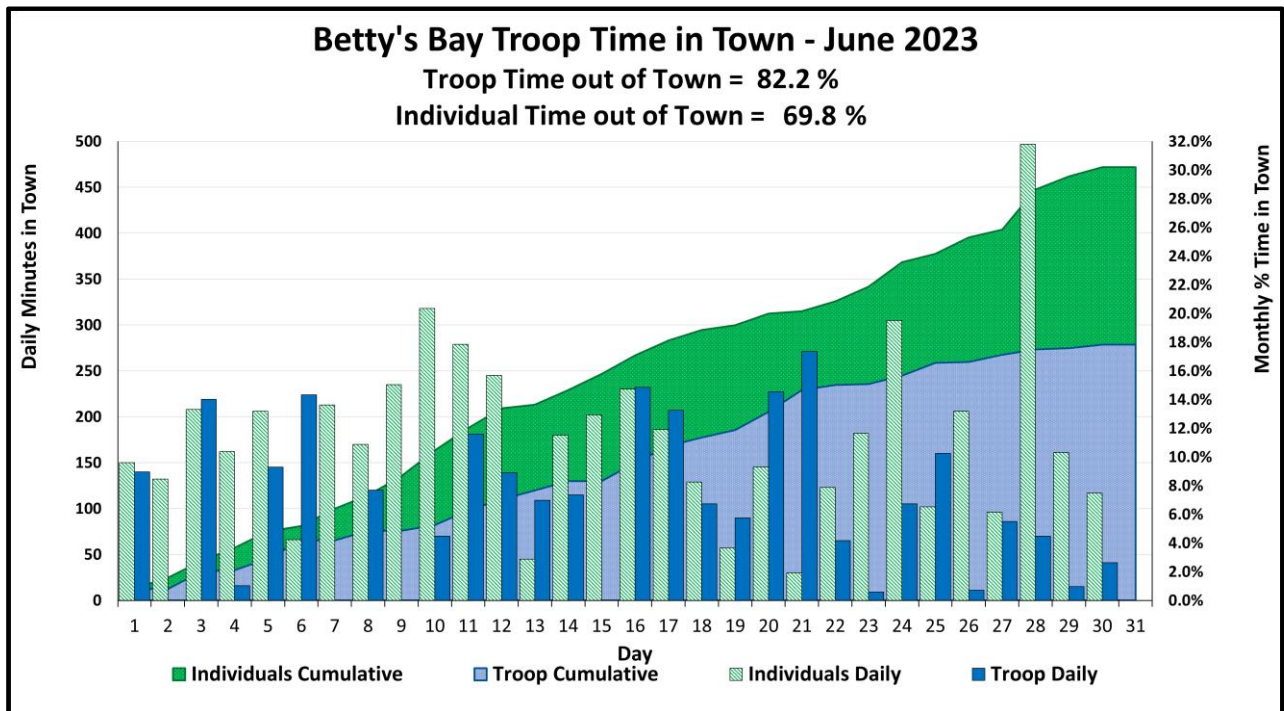
## BETTY'S BAY TROOP

### 1.1.9 IN TOWN STATISTICS

- Troop time out of town decreased significantly from 93% in May to 82.2% in June.
- Individual baboons time out of town decreased from 73.5% to 69.8% during the month.

	% Out of Town	% Up or Down from Previous Month	Days Entered	Total Time in Town	Avg Time in Town per day	Max Daily Time in Town	Min Daily Time in Town
<b>Troop</b>	82.2	-10.8	26	52:52	2:02	4:31	0:09
<b>Individuals</b>	69.8	-3.7	30	89:37	2:59	8:17	0:30

Table 6.1: In Town Statistics for the Betty's Bay Troop for June 2023. Time is expressed in hours and minutes. Average daylight in June was 9 hours and 53 minutes.



**Figure 6.1** Troop and individual daily time (minutes) in town (bars), and monthly (area) percentage Time in Town by the Betty’s Bay Troop during June 2023.

### 1.1.10 NOTEWORTHY INCIDENTS

- On 22 June, a new adult male was observed in close proximity to the Betty’s Bay Troop. Initially the two males of the Betty’s Bay Troop chased the newcomer. The new baboon was again seen following the Betty’s Bay Troop on 24 June, and sleeping near the troop that evening. The new male continued to shadow the Betty’s Bay Troop for the rest of the month, and was observed copulating with some females from the troop on 27 June. On 29 June the new male was observed stealing food directly from a person at the Disa Kloof Campsite. Given this male’s highly assertive behaviour towards humans after only a week in the area, it is most likely that he emigrated from the highly habituated Rooiels Troop where this behaviour is common. It is possible, but less likely, that his natal troop is the Silversands Troop, because this behaviour is very seldom seen in this troop even for the known raiders, SSM1 and SSM2.
- The provisioning of bird seed continued during June, with several instances of baboons spending prolonged periods eating bird seed in residents’ gardens.

HWS: TROOP MONTHLY REPORT																																																											
SECTOR		CLASSES OF BEHAVIOUR																																																									
OVERSTRAND		1 In urban area														4 Alteration with pets														7 Threatening behaviour/ attacking/ stealing food																													
BETTY'S BAY		2 Raid bins							5 Unoccupied house or vehicle incursion							8 Breaking & Entering/Damaging property																																											
MONTH: June		3 Non malicious damage														6 Occupied house or vehicle incursion														9 Nocturnal incursion																													
BABOON ID	Sex	1	2	3	4	5	6	7	8	9	10	11	12	13	14	15	16	17	18	19	20	21	22	23	24	25	26	27	28	29	30	TOTAL																											
Troop		1																														26																											
BBM2	M	1.6		1	1	1	1																								1	16																											
BBM4	M	1		1	1	1	1		6.5		1	1	1	1	1			1.6	1			1.6	1	1		1	1	1	1	1	1	22																											
BBF1	F	1									1																				5																												
BBF2	F																																																										
UNKM3	M																																																										
Unid Male	M																															1																											
Unid Females	F					1			5		5				1	1									1	1	1	1	1	1	1	8																											
Unid Female	F	1.6	1	1			1.6	1	1.5		1	1			1	1		1.5	1	1				1	1		1	1	1	1	1	25																											
Unid Individuals				1	6	1	1.2				1			1	1.5	1	1	1.6	1	1	1	1	1.2	1	1	1	1	1	1	1	1.8	26																											
Unid Juveniles		1.6	1	1	1	1	1.5	1	1.5	1	1	1	1.6		1.2	1	1	1.5	1	1											30																												
		TIME SPENT IN TOWN (Minutes)																												HRS																													
Troop	%	17.8	140	219	16	145	224	120	70	181	139	109	115	232	207	105	90	227	271	65	9	105	160	11	86	70	15	41	52.87																														
Individuals	%	30.2	150	132	208	162	206	66	213	170	235	318	279	245	45	180	202	230	186	129	57	145	30	123	182	305	102	206	96	497	161	117	89.62																										
Roost:	AM	15	7	18	2	1	28	1	1	1	1	2	5	1	1	29	29	17	29	17	1	2	5	5	1	2	17	1	2	1	12	17	1																										
Roost:	PM	7	18	2	1	28	1	1	1	1	2	5	1	1	29	29	17	29	17	1	2	5	5	1	2	17	1	2	1	12	17	1	1																										
Roost Sites		1	Disa Kloof	2	Leopard Kloof	3	Leopard Kloof Lower	4	Leopard Kloof Upper	5	Sunny Seas	6	Sunny Seas West	7	Sunny Seas East	8	Bass Lake	9	Bass Lake West	10	Bass Lake East	11	Jocks Bay	12	Zigzag	13	Church	14	Kleinmond Lookout	15	Kopje	16	Caltex	17	Waterfall	18	Unknown	19	Harold Porter Gardens	20	Palmeit	21	Kasteel Kop	22	Pimples	23	Isaacs River Kloof	24	Jean's Hill	25	Heuningklip	26	Sandown Peak	27	Three Sisters	28	Mooluitsig	29	Small Waterfall
ID Features of Baboons																																																											
General remarks		Please note that numbers in red indicate non-urban raids or incursions.																																																									

Figure 6.2 The Betty's Bay Troop incident sheet for June 2023.

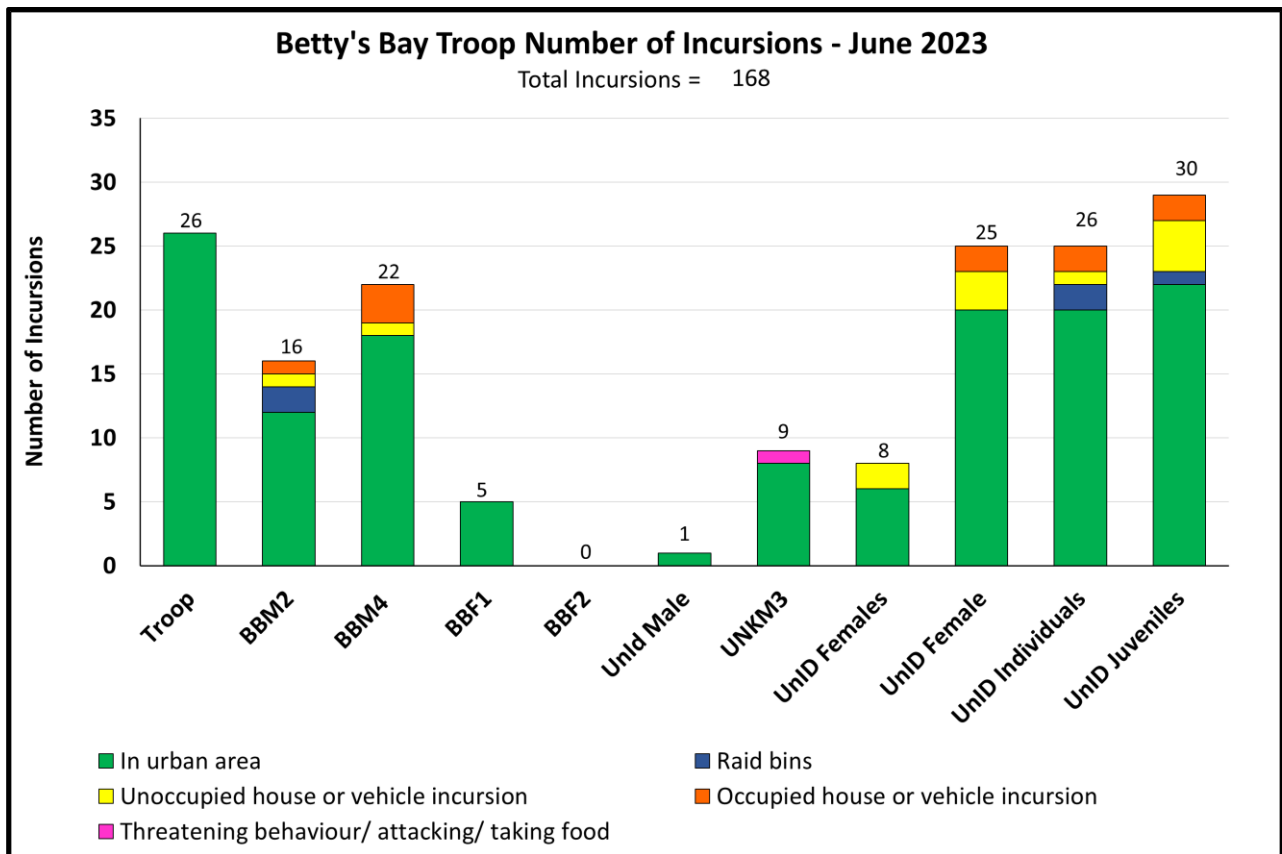


Figure 6.3 Number of incursions by the Betty's Bay Troop and individuals during June 2023.

## BIRTHS, DEATHS & MIGRATIONS

- No births or deaths were recorded in the Western Overstrand during June. Although a dispersing male was observed trying to join the Betty's Bay Troop, he was still considered an outsider to the troop. This male was therefore not recorded as an immigrant into the troop.



## GENERAL COMMENTS – ALL TROOPS

### POPULATION CHARACTERISTICS

No births or deaths were recorded in any managed troop in the Overstrand during June. There were two instances of male baboons associating with troops other than their natal troop, however, neither male spent sufficient time with the other troop to be considered an immigrant. BTM1 spent a total of two days associating with the Hangklip Troop, during which time there was significant intermale conflict. It must be noted that BTM1 was not natal to the Pringle Bay Troop, but rather from the Gordon's Bay Troop at least 12km further north.

Likewise, an unidentified male, most probably from the Rooiels Troop, associated with the Betty's Bay Troop from 24 June until the end of the month. This male is considered most likely to be natal to the Rooiels Troop because taking food directly away from unwilling humans is a very common behaviour for adult males in the Rooiels Troop, but extremely uncommon in the Silversands Troop, the only other troop from which it could have originated.

Troop	October	June	June	June	June 2023			Total observed Births (1 July 2022 to 30 June 2023)	Total observed Deaths (1 July 2022 to 30 June 2023)	Total observed Migrations (1 July 2022 to 30 June 2023)
	2019	2020	2021	2022	Births	Deaths	Emigration / Immigration			
Voëlklip	29	29	27	37	0	0	0	1	1	0
Vogelgat	N/A	22*	29	27	0	0	0	0	2	-1
Onrus	N/A	N/A	25*	24*	0	0	0	0	0	0
Hamilton Russel	N/A	N/A	21*	25	0	0	0	0	0	+2
Pringle Bay	16	16	17	14	0	0	0	3	2	+1
Betty's Bay	N/A	19	20	23	0	0	0	6	7	0
Hangklip	N/A	N/A	30	38	0	0	0	0	1	+1
Silversands	N/A	N/A	43	41*	0	0	0	0	2	0
<b>Total</b>	<b>45</b>	<b>86</b>	<b>212</b>	<b>229</b>	<b>0</b>	<b>0</b>	<b>0</b>	<b>10</b>	<b>15</b>	<b>+3</b>

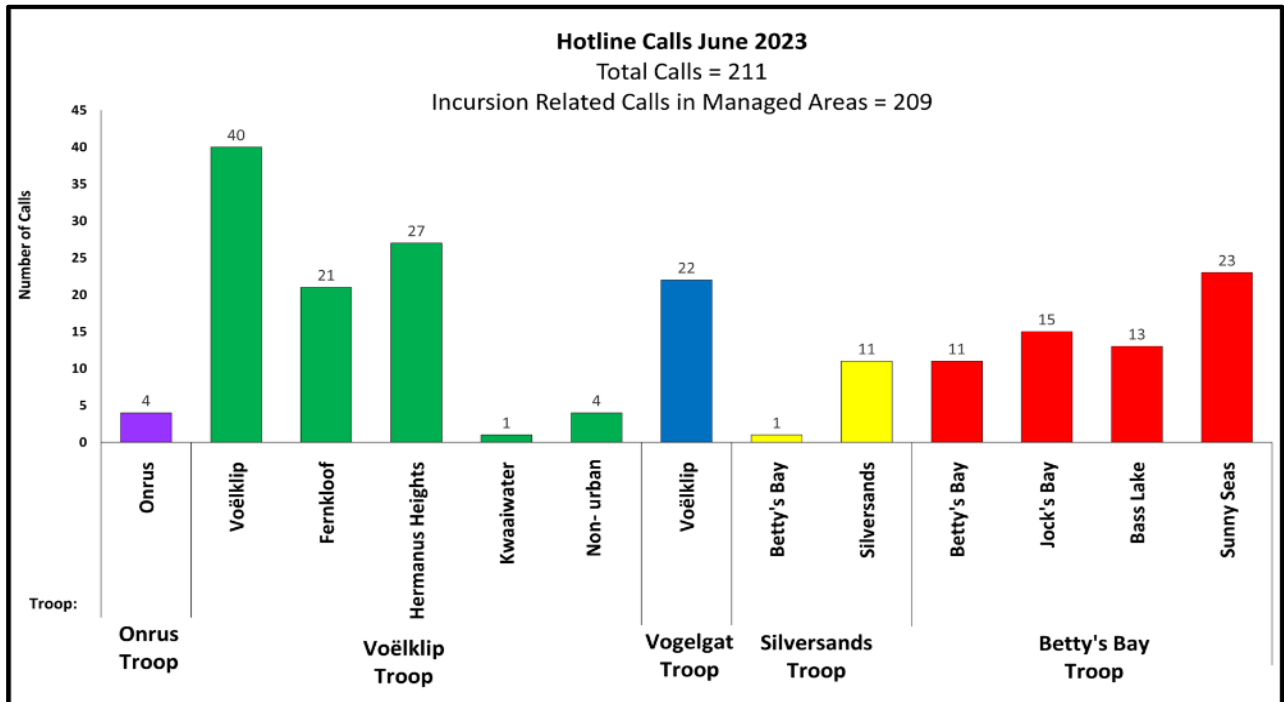
**Table 7.1:** Population data for the managed troops in the Overstrand in June 2023. Emigration /Immigration figures show animal movements between troops. \* Troop sizes were estimated, because they were not seen enough to get accurate counts. Note: Troop numbers are counted once a year in June. Troop numbers are not updated during the year by births and deaths as they are recorded because many instances may occur without being observed by field rangers.

Deaths	2019/20 (October - June)	2020/21 (July - June)	2021/22 (July 2021 - June 2022)	2022/23 (July 2022 - June 2023)	June 2023	TOTAL (since October 2019)
Management	3	0	1	1	0	5
Human Induced (HID)	1	2	9	9	0	21
Direct *	1	2	8	8	0	19
Indirect **	0	0	1	1	0	2
Natural	2	7	7	3	0	19
Unknown	0	0	2	2	0	4
<b>TOTAL DEATHS</b>	<b>6</b>	<b>9</b>	<b>19</b>	<b>15</b>	<b>0</b>	<b>49</b>

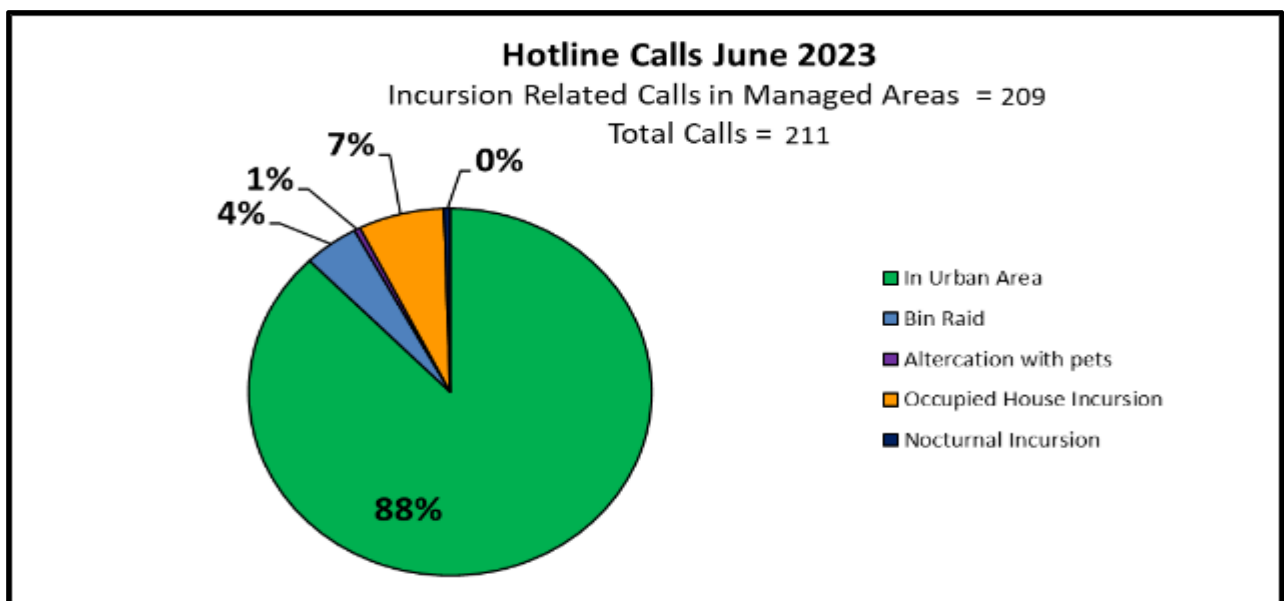
**Table 7.2:** Causes of baboon deaths since October 2019; \*Deaths caused directly by humans, such as motor vehicle accidents, shooting, poisoning and dogs. \*\*Deaths caused indirectly by humans such as electrocutions and fire.

**HOTLINE DATA**

A total of 211 hotline calls was recorded during June, with 209 incursion related calls (**Figure 8.1**). The most calls were received from Voëlklip (n=40) and Hermanus Heights (n=27). The Voëlklip Troop was the subject of 45% of all hotline calls (n=94), followed by the Betty’s Bay (n=62; 30%) and Silversands troops (n=22; 11%). The majority of hotline calls (88%) were made to alert HWS to the presence of baboons in the urban area (**Figure 8.2**). There as an increase in the proportion of calls reporting occupied house incursions, 4% to 7%, whilst the proportion of calls regarding bin raids remained at 4%.



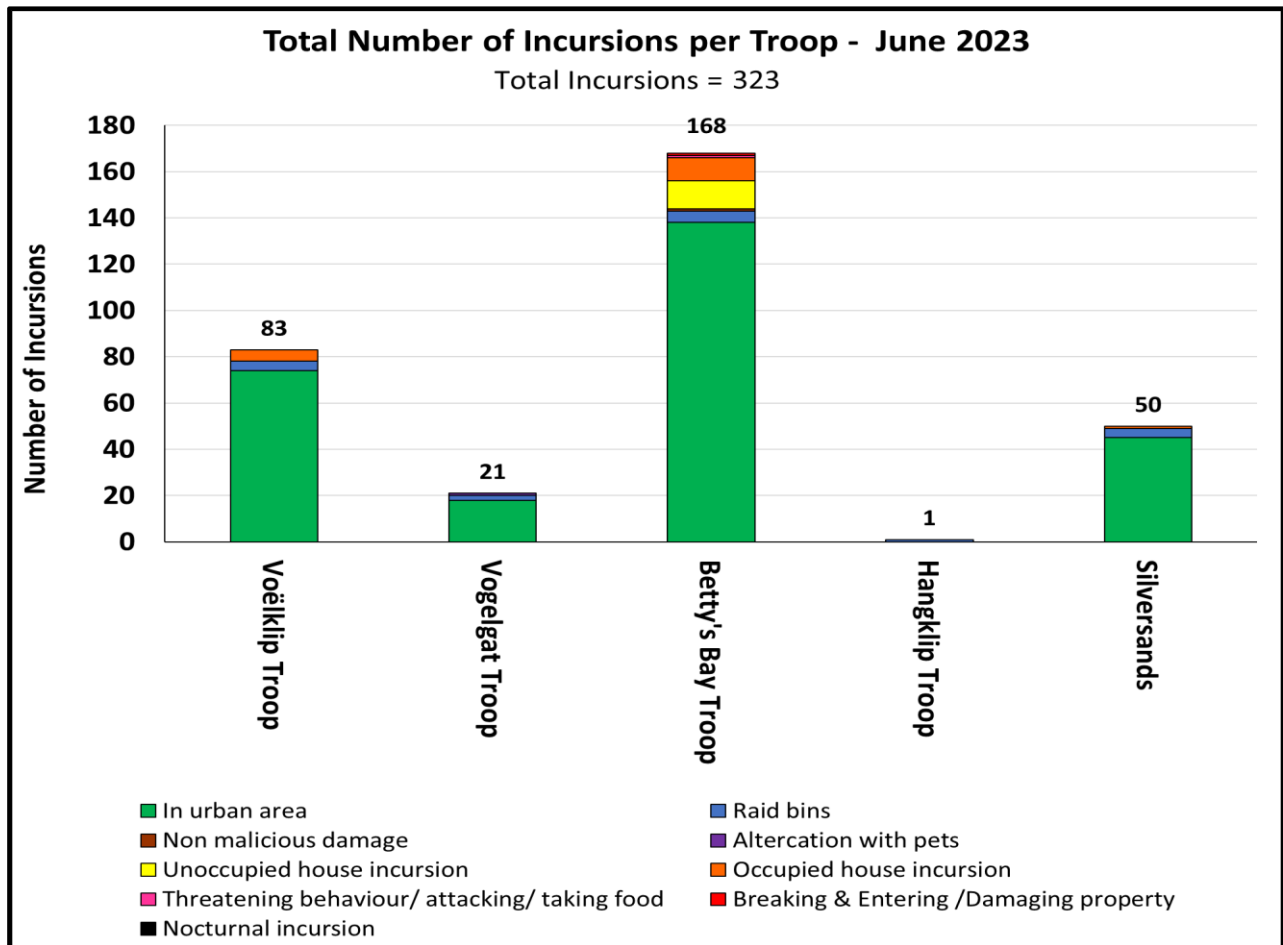
**Figure 8.1:** Hotline calls in baboon affected areas for June 2023. Incursion related hotline calls are calls reporting managed baboons in urban areas. Managed areas are those areas in which baboon troops are known to occur and are actively managed.



**Figure 8.2:** Composition of incursion-related hotline calls during June 2023. **Note:** This chart represents the composition of hotline calls, not the composition of known incursions by baboons.

## RECORDED INCURSIONS

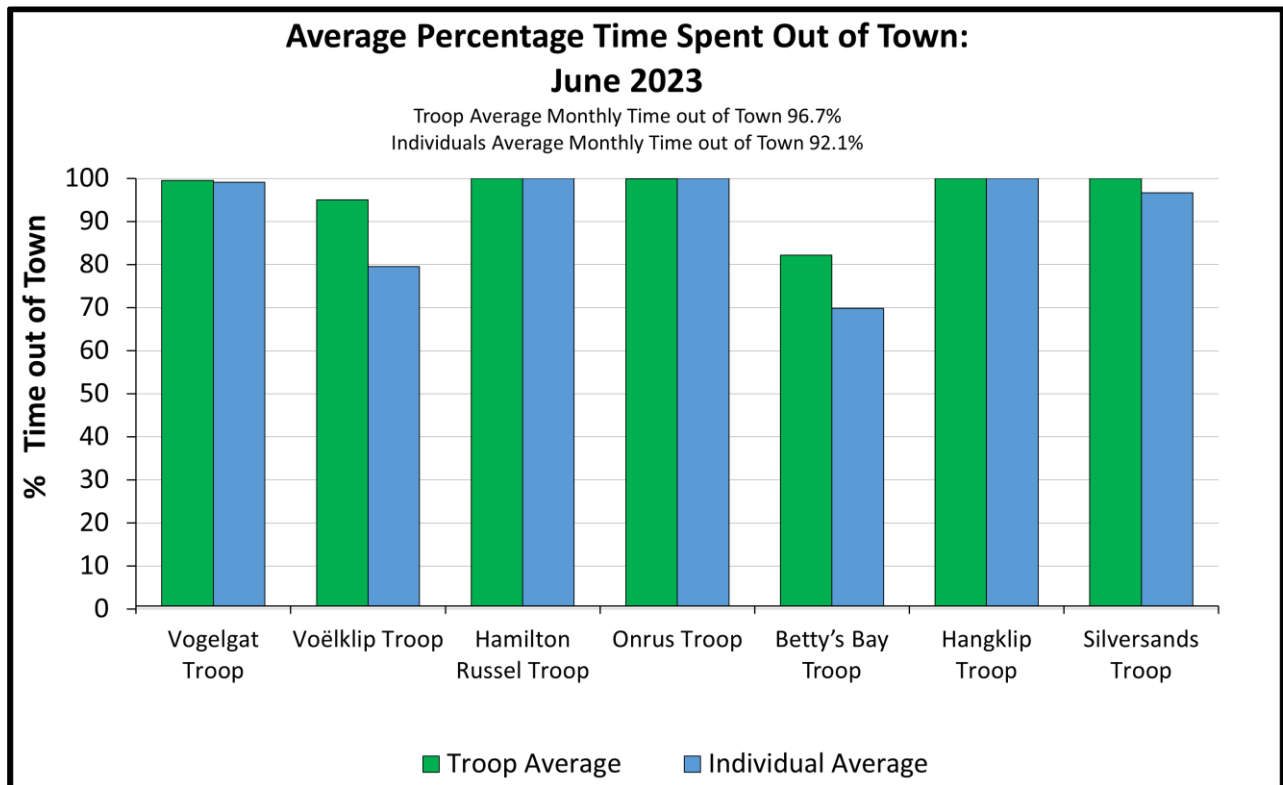
The total number of incursions recorded during June increased by 58%, from 205 in May to 323 in June (**Figure 9.1**). The Betty’s Bay Troops was responsible for the majority of incursions (n=168, 52 %), with the next most documented troop being the Voëlklip Troop (n=83, 26%). The number of bin raids increased from 14 to 16, with five troops responsible for at least one instance (note that the Hangklip Troop’s bin raid was non-urban). A total of 16 occupied house raids were recorded during June, with five recorded in Voëlklip and ten in Betty’s Bay. There was also a significant increase in the number of unoccupied house incursions, increasing from one to 12 during June (all of which occurred in Betty’s Bay).



**Figure 9.1** Total observed incursions per troop during June 2023. **Note:** Observed incursions are not hotline related, but are incursions observed by HWS Field Staff.

## PERCENTAGE TIME OUT OF TOWN

The average time out of town by troops decreased from 98.7% in May to 96.7% in June (**Figure 9.2**), whilst individual time out of town also decreased, from 93.8% to 92.1%. The Betty’s Bay Troop showed a significant decrease in the amount of time spent out of town (- 10%) which contributed strongly to the decrease in the average time spent out of town by all the managed troops. Additionally, individuals from the Voëlklip Troop spent significantly more time in town during June, recording a 9% decrease in time out of town.



**Figure 9.2** Percentage time the managed baboon troops and individuals spent out of town during June 2023.

## **RECOMMENDATIONS**

- **Waste and recycling collection should be prioritised** to take place in the early mornings and starting on the edge of town and working inwards.
- Residents should **not** put out their waste **the night before** collection day.
- **Refuse bags** should not be left lying on the sidewalk and easily available to baboons.
- All bins used in baboon effected areas should be **baboon-proof and locked**.
- **Open vegetable gardens** should be baboon proofed.
- Residents are strongly discouraged from feeding wildlife, including birds. **Bird seed** is a powerful attractant for baboons.
- Residents are encouraged to record and report the **feeding of wildlife** to the municipality, CapeNature, or to the baboon hotline (072 028 0008).

## **CONCLUSION**

June was a month marked by a deterioration in baboon behaviour across several of the managed troops. This decline was most marked in the Voëlklip and Betty's Bay Troops, but was evident in all the managed troops and was most probably a response to the severe winter being experienced this year.

In the eastern Overstrand, the Voëlklip Troop slept one night in the urban area for the first time since May 2020. Furthermore, members of the Voëlklip Troop were responsible for five occupied house incursions. The last time this occurred was March 2021. Whilst it is likely that the unusually cold weather increased the troops' incentive to raid town for human derived foodstuffs (HDF's), the lack of a radio collar on the troop, combined with the poor visibility associated with the winter weather, were additional factors enabling these baboons to break through the management line into town. It is imperative that a collar be fitted as soon as possible in order to mitigate this problem.

Elsewhere in the eastern Overstrand, the Onrus Troop was recorded on the urban edge for the second time in two months. Prior to this, the last time that the troop was observed near town was in March 2021. The presence of the Onrus Troop at the urban edge has coincided with refuse collection days on two days over the last two months. As such, it is vital that refuse collection be optimised to avoid acting as an attractant for these baboons.

The Betty's Bay Troop's raiding behaviour in response to the cold and low visibility weather reflected that displayed by the Voëlklip Troop. The troops time in town increased by 10% over the previous month, and there was also a sudden increase in unoccupied house incursions (n=12). Another significant event, was the arrival of new male, which started following the troop and even copulated with a few females after a few days. There is no clear evidence of where this male came from, however, it is disturbing to note that it did not seem to be shy of humans and even took food from a human on one occasion. Given such behaviour this male is most likely to have come from the Rooiels Troop.

Two potential migration events occurred in the western Overstrand during June. The first, was the arrival of the new male in Betty's Bay mentioned above. Whether this male will join the troop is yet to be determined. In Hangklip, BTM1 was observed interacting with the Hangklip Troop on two days during the month. The nature of these interactions was generally agonistic, with the resident males chasing and fighting with BTM1. It should be noted, however, that BTM1 proved to be an attractive force on the Hangklip Troop, with members of the troop observed following him on several occasions. This behaviour should be monitored in order to prevent members of the Hangklip Troop potentially moving towards the Pringle Bay area.

**HWS Holdings CC**