



Human Wildlife Solutions

Overstrand

Monthly Report

May 2023

TABLE OF CONTENTS:

TABLE OF CONTENTS:	2
INTRODUCTION	3
OVERSTRAND EAST TROOPS	4
1.1 VOËLKLIP TROOP.....	4
1.2 VOGELGAT TROOP	7
1.3 ONRUS TROOP	9
1.4 HAMILTON RUSSEL TROOP	9
1.5 BIRTHS, DEATHS & MIGRATIONS	9
OVERSTRAND WEST TROOPS.....	9
1.6 PRINGLE BAY TROOP	9
1.7 HANGKLIP TROOP	9
1.8 SILVERSANDS TROOP	10
1.9 BETTY'S BAY TROOP	12
1.10 BIRTHS, DEATHS & MIGRATIONS	14
GENERAL COMMENTS – ALL TROOPS	14
1.12 POPULATION CHARACTERISTICS	14
1.13 HOTLINE DATA.....	15
1.14 RECORDED INCURSIONS	16
1.15 PERCENTAGE TIME OUT OF TOWN.....	17
1.16 RECOMMENDATIONS.....	18
CONCLUSION	19

INTRODUCTION

This monthly report covers the period from 1 May to 31 May 2023.

In the Eastern Overstrand, the Vogelgat Troop entered town on one day during May, breaking a seven-month absence from the urban area, whilst individuals from the troop entered town on a total of five days. Despite this increased presence in town, no incidents of house raiding or bin raiding were recorded. The lack of a radio collar has made predicting the movements of the troop particularly challenging, especially when the harsh winter weather makes spotting the troop more difficult through poor visibility.

The Voëklip Troop entered town on four days during May. This is the highest number of incursions by the troop since August 2020. Furthermore, members of the troop were again responsible for occupied house incursions. This deterioration in behaviour is likely due to the prevailing cold, wet weather and the subsequent increased demand for calories required for thermoregulation. Additionally, the GPS collar fitted to VKF7 sustained serious damage, likely due to baboon-on-baboon conflict, and ceased transmission of locations on 15 May.

In the Western Overstrand, the Betty's Bay Troop behaviour exhibited a mixed behavioural picture during May, with the troop spending significantly more time out of the urban area whilst individuals increased the time they spent in town. The number of recorded incursions decreased again, by 11% (133 to 119), and there was a 65% reduction in occupied house incursions (17 to 6). Two capture events occurred in Betty's Bay during May, with one female requiring limited treatment whilst one juvenile female had to be euthanised as the result of injuries likely sustained during attempted infanticide.

In Pringle Bay, HWS continued to withhold its services in the area due to public interference that was preventing HWS from doing its contracted duties.

Both the Hangklip and Silversands Troops were absent from the urban area during May, although individuals from the Silversands Troop were present in town on 17 days during the month. During that time, an adult female from the Silversands Troop was attacked and killed by a dog whilst she was foraging in the urban area. On a more positive note, the Silversands Troop was observed foraging in the area of a prescribed ecological burn on eight days during May. This trend is likely to increase during the spring when the vegetation wakes up from its winter dormancy.

Another potential death has been recorded in the Hangklip Troop. The adult male, HKM3, from this troop has not been seen by HWS staff since 3 April 2023, almost two months ago. HKM3 is the second male from the Hangklip Troop to have gone missing over the past few months. PBM2, a recent immigrant to the troop, has also not been observed for several months.

OVERSTRAND EAST TROOPS

VOËLKLIP TROOP

1.1.1 IN TOWN STATISTICS

- Troop time out of town decreased from 99.2% during April to 98% in May. The troop entered the urban area on four days during May.
- Time out of town for individuals decreased by 6.5% during May, from 95% to 88.5%.

	% Out of Town	% Up or Down from Previous Month	Days Entered	Total Time in Town	Avg Time in Town per day	Max Daily Time in Town	Min Daily Time in Town
Troop	98.0	-1.2	4	6:19	1:34	02:34	00:47
Individuals	88.5	- 6.5	15	36:46	2:27	05:34	00:17

Table 1.1 In Town Statistics for the Voëlkliip Troop for May 2023. Time is expressed in hours and minutes. Average daylength in May was 10 hours and 20 minutes.

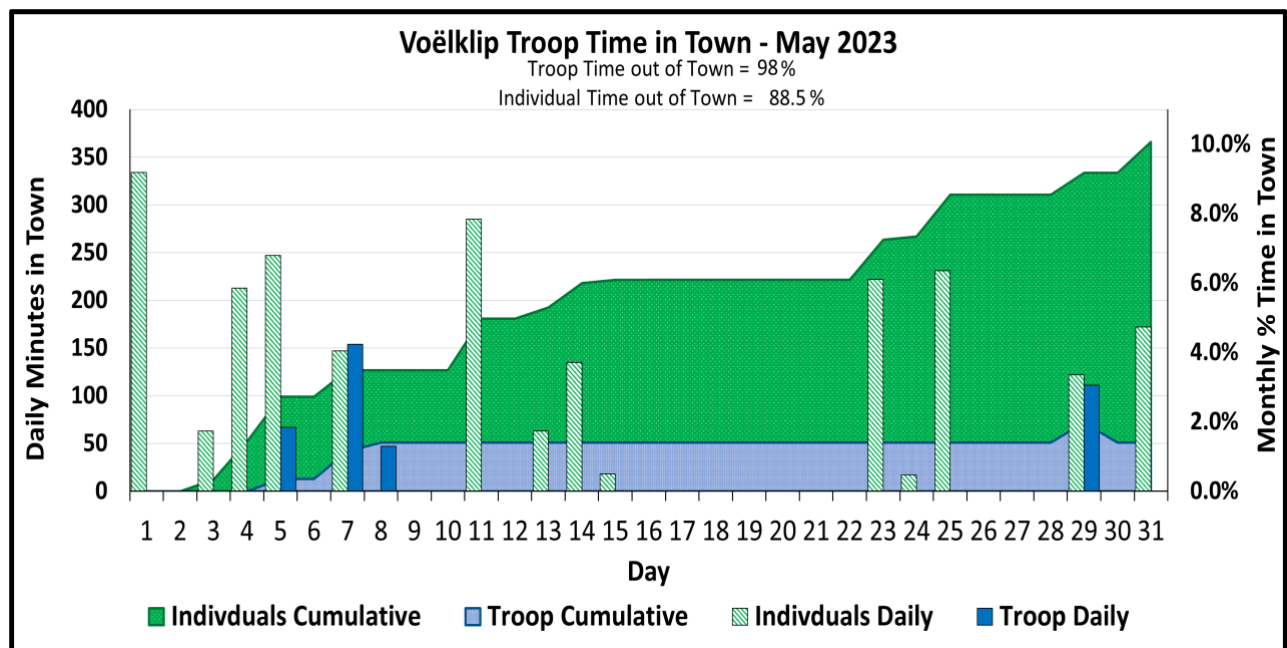


Figure 1.1 Troop and individual daily time (minutes) in town (bars), and monthly (area) percentage Time in Town by the Voëlkliip Troop during May 2023.

1.1.2 NOTEWORTHY INCIDENTS

1.1.2.1 HERMANUS HEIGHTS & GOLF COURSE

- The Voëlkliip Troop entered the the golf course on one day during May (8 May), with members of the Voëlkliip Troop entering Hermanus Heights on three other occasions during the month.

HWS: TROOP MONTHLY REPORT																																			
SECTOR		CLASSES OF BEHAVIOUR																																	
OVERSTRAND		1	2	3	4	5	6	7	8	9	10	11	12	13	14	15	16	17	18	19	20	21	22	23	24	25	26	27	28	29	30	31	TOTAL		
BABOON TROOP: Voëlklip		VOËLKLIP		1 In urban area		4 Attacking pets		7 Threatening behaviour/ attacking/ stealing food																											
MONTH: May		YEAR: 2023		2 Raid bins		5 Raid unoccupied house or vehicle		8 Breaking & Entering/Damaging property																											
				3 Non malicious damage		6 Raid occupied house or vehicle		9 Nocturnal Raiding																											
BABOON ID	Sex	1	2	3	4	5	6	7	8	9	10	11	12	13	14	15	16	17	18	19	20	21	22	23	24	25	26	27	28	29	30	31	TOTAL		
Troop																																			
UNKM1	M	6		1		1		1												1						1					1		1	8	
VKF4 YELLOW TAG	F																																		
VKF5 RED TAG	F			1		1																				2									3
VKF1 GREEN TAG	F																																		
VKF6 ORANGE TAG	F																																		
VKF7 PINK TAG	F																																		
UnID Male	M																																		
UnID Sub-Male		1				1									1					1							6						1	6	
UnID Sub-Males	M				1	1																										1		4	
UnID Males	M																																		
UnID Females	F	1						1				1		1											1		1				1		1	8	
UnID Female	F	6										2				1									1	6								6	
UnID Individuals				1	1																											1		3	
UnID Juveniles		1						1							1																1		1	5	
		TIME SPENT IN TOWN (Minutes)																													HRS				
Troop	2.0					67		154	47																							111	6.32		
Individuals	11.5	334		63	213	247		147				285			135	18				*						222	17	231			122	172	36.77		
Roost:	AM	6	11	8	9.12	9	12	27	12	18	4	18	18	2	3	4	18	2	18	18	18	21	4	18	19	2	18	3	18	18	4	3	18		
Roost:	PM	11	8	9.12	6																														
Roost Sites		1	Golf Course		2	Heights Dam		3	Green Kloof		4	Platte Klip		5	Adder Ladder																				
		6	Lower Dam		7	Middle Dam		8	Upper Dam		9	Dragon's Back		10	Droë Kloof																				
ID Features of Baboons		11	Blaaie Kloof		12	Big Titanic/Cave		13	Small Titanic		14	10th Ave Kloof		15	11th Ave Kloof																				
		16	A-Shape		17	Bos Klip		18	Hermanus Heights		19	Steyn's Kloof		20	In Town																				
General remarks		21	Tallie's Kloof		22	Kanonkop		23	BHB Waterfall		24	Rooiklip		25	ZigZag																				
		26	9th Avenue Kloof		27	Shade Rock		28	BOSKO		29	Groot Uitkyk		?	Unknown																				

Figure 1.2: The Voëlklip Troop incident sheet for May 2023.

1.1.2.2 VOËLKLIP & FERKLOOF

- The troop and members of the troop entered Fernkloof and Voelklip on a total of 10 days during May, six and four days respectively.
- On 25 May, two occupied house incursions were recorded, one by a sub-adult male and one by a an adult female. The two other occupied house raids were recorded during May; one by UNKM1 and one by an unidentified female on 1 May.

1.1.2.3 GENERAL REMARKS

- On 15 May the GPS collar fitted to VKF7 showed that the troop were sleeping at a site above Erica Close. The following morning a GPS reading received at 06h46 showed a collar reading around the same area as the night before however the the troop was sighted above Erica close sleep site, some distance away from the GPS reading received shortly before. Subsequent readings ontinued to indicate VKF7 remained at the sleep site, despite clear visual of the troop moving away from the area. Upon investigating the site of the previous collar readings, the inner tracking part of the collar was found with pieces of collar casing. The following day, 17 May 2023, VKF7 was observed with no visible injuries and the collar belting still attached around her neck.

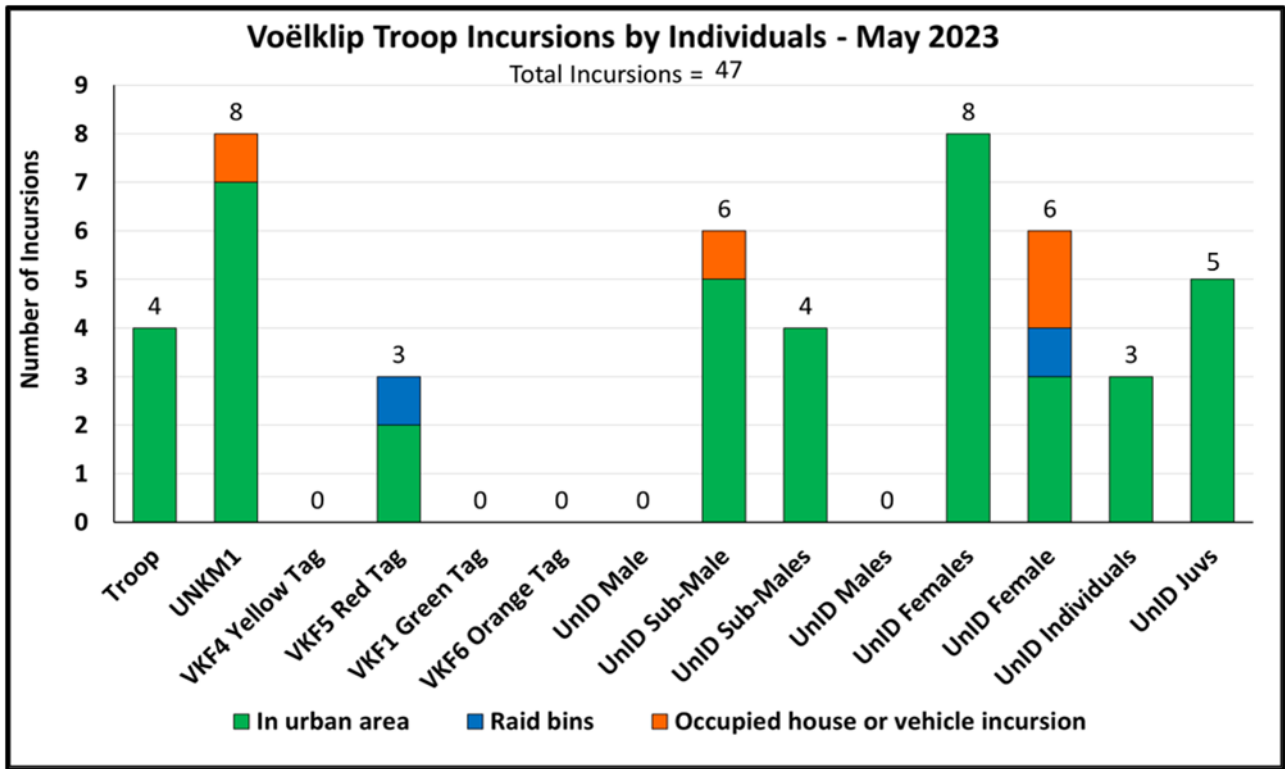


Figure 1.3 Number of incursions for the Voëlklip Troop and individuals during May 2023.

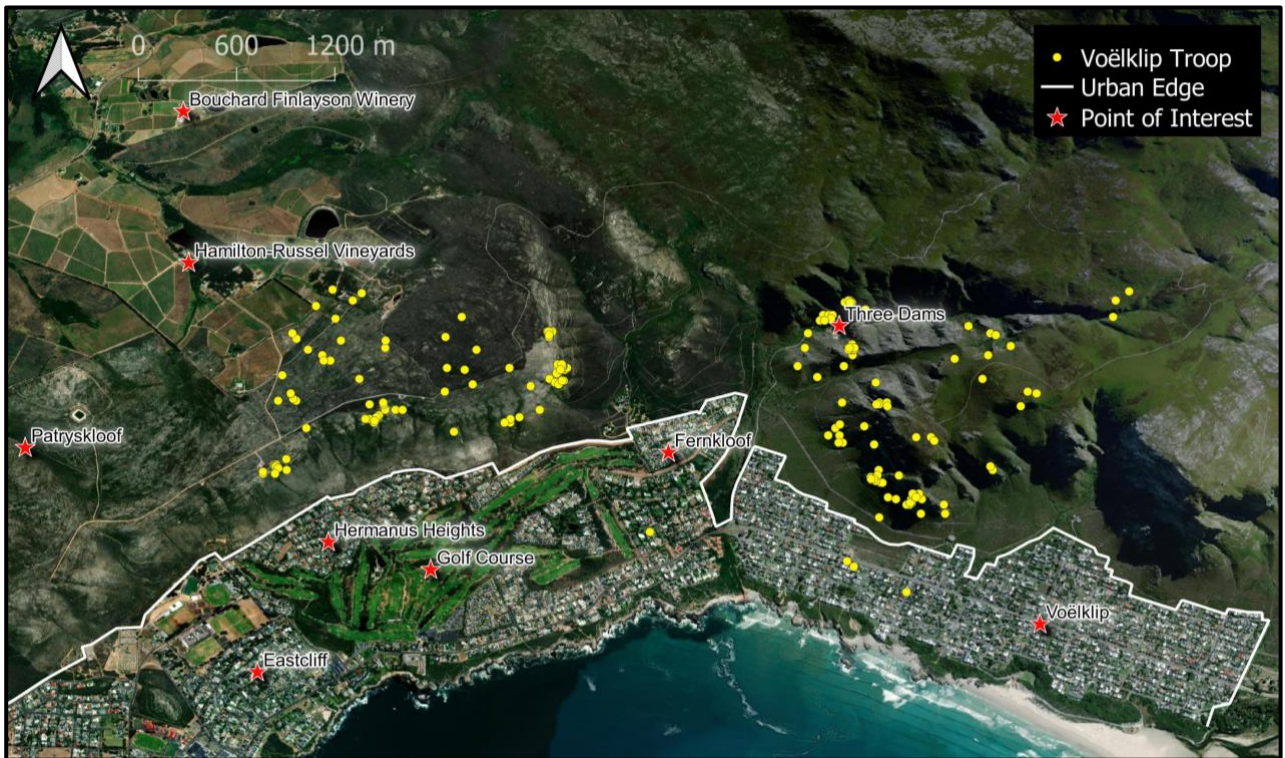


Figure 1.4 Map showing the GPS locations of VKF7 in the Voëlklip Troop during May 2023.

VOGELGAT TROOP

1.1.3 IN TOWN STATISTICS

- Time out of Town for the Troop decreased from 100% during April to 99.9% during May. This is the first time that the Vogelgat Troop has entered the urban area since October 2022.
- Time out of town for individuals decreased from 99.9% in April to 99.2% in May.

	% Out of Town	% Up or Down from Previous Month	Days Entered	Total Time in Town	Avg Time in Town per day	Max Daily Time in Town	Min Daily Time in Town
Troop	99.9	-0.1	1	0:21	0:21	0:21	0:21
Individuals	99.2	-0.7	5	2:27	1:13	1:21	1:06

Table 2.1 In Town Statistics for the Vogelgat Troop for May 2023. Time is expressed in hours and minutes. Average daylength in May was 10 hours and 20 minutes.

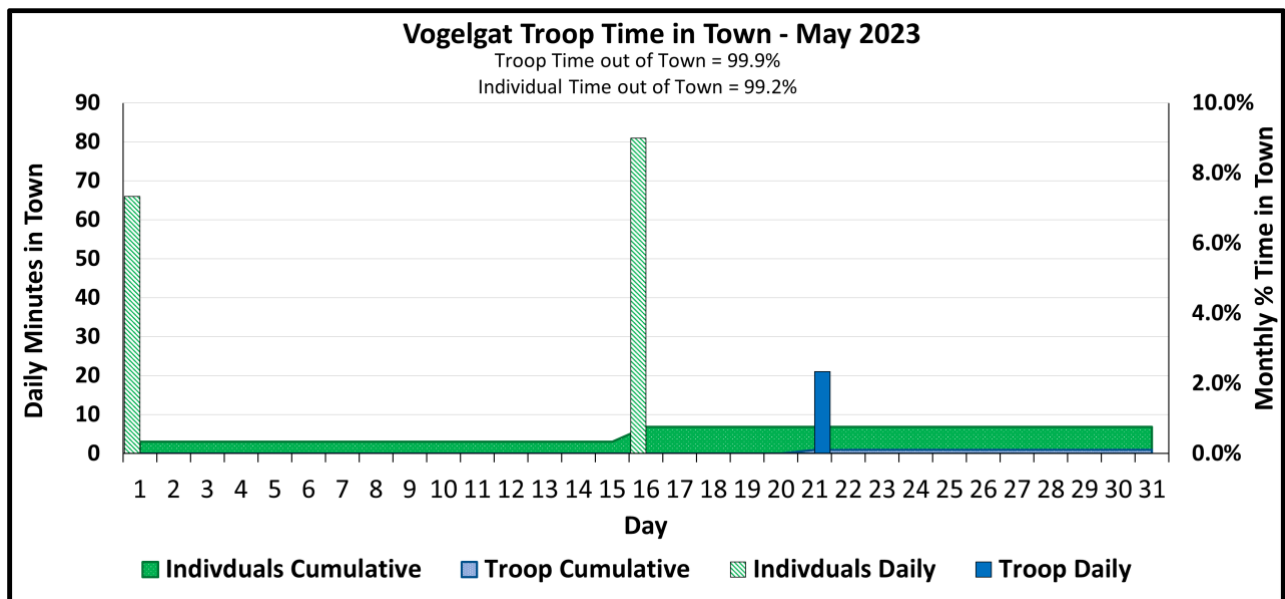


Figure 2.1 Troop and individual daily time (minutes) in town (bars), and monthly (area) percentage Time in Town by the Vogelgat Troop during May 2023.

HWS: TROOP MONTHLY REPORT																																		
SECTOR		CLASSES OF BEHAVIOUR																																
OVERSTRAND		1	In urban area	4	Attacking pets	7	Threatening behaviour/ attacking/ stealing food																											
BABOON TROOP: VOGELGAT		2	Raid bins	5	Raid unoccupied house or vehicle	8	Breaking & Entering/Damaging property																											
MONTH: May YEAR: 2023		3	Non malicious damage	6	Raid occupied house or vehicle	9	Nocturnal Raiding																											
BABOON ID	Sex	1	2	3	4	5	6	7	8	9	10	11	12	13	14	15	16	17	18	19	20	21	22	23	24	25	26	27	28	29	30	31	TOTAL	
Troop																																		1
UnID Male	M	1															1																2	
UnID Males	M																																	
UnID Females	F	1															1					1											3	
UnID Female	F																										1						1	
UnID Individuals																																		
UnID Juvenile		1																															1	
		%	TIME SPENT IN TOWN (Minutes)																													HRS		
Troop		0.1																															0.35	
Individuals		0.8	66														81					*	*										2.45	
Roost:	AM	?	?	?	?	?	?	?	?	?	?	?	?	?	?	?	?	?	?	?	?	?	?	?	?	?	?	?	?	?	?	?	?	
Roost:	PM	?	?	?	?	?	?	?	?	?	?	?	?	?	?	?	?	?	?	?	?	?	?	?	?	?	?	?	?	?	?	?	?	
Roost Sites		1	Baboon Castle	2	18th Ave Kloof	3	11th Ave Kloof	4	10th Ave Kloof	5	Uitkyk Punt																							
		6	Vogelgat Nature Reserve	7	Halfway Ridge	8	Bosklip	9	Groot Uitkyk	10	1st Kloof																							
		11	2nd Kloof	12	3rd Kloof	13	4th Kloof	14	17th Avenue Kloof	15	Waterfall																							
		16	A Shape	17	Bitterbiesie	18	Maanskynkop	19	Stillwaters	20	Maanskynbaai SS																							
		?	Unknown																															
ID Features of Baboons																																		
General remarks		Please note that the numbers in red indicate non-urban raids or incursions.																																

Figure 2.2 The Vogelgat Troop incident sheet for May 2023.

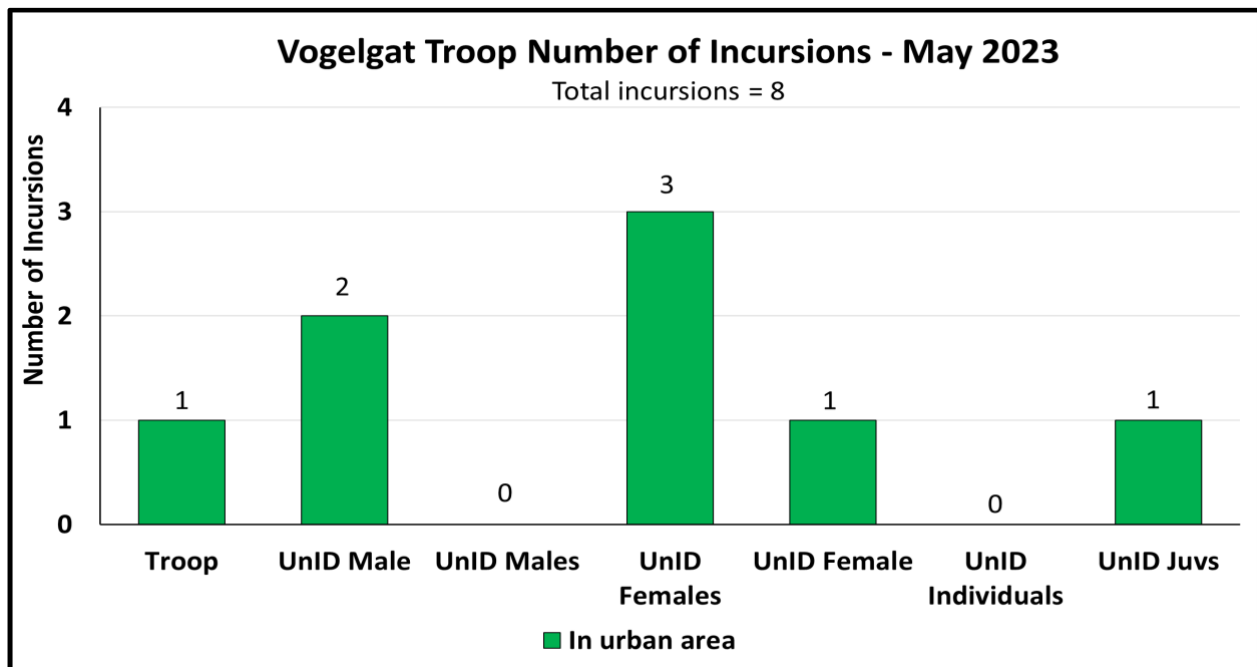


Figure 2.3 Number of incursions for the Vogelgat Troop and individuals during May 2023.

1.1.4 NOTEWORTHY INCIDENTS

- Individuals from the Vogelgat Troop entered the urban area on five days during May.
- The Vogelgat Troop was recorded in town on one day – 21 May.

ONRUS TROOP

- Whereas there were no observations of the Onrus Troop during May by HWS Staff, one hotline call was received informing HWS about baboons in a housing complex in Glenfruin, Sandbaai. When field staff arrived at the location, they were informed by residents at the complex that the baboon had left the area.

HAMILTON RUSSEL TROOP

- There were no observations of the Hamilton-Russel Troop during May by HWS staff. There was, however, one hotline call received informing HWS of the Hamilton-Russell Troop at the school on the Hamilton-Russell Vineyard.

BIRTHS, DEATHS & MIGRATIONS

- No births or deaths were recorded in the Eastern Overstrand during May.

VIRTUAL FENCE

- In the Eastern Overstrand, the Virtual Fence was activated on seven days during May.

OVERSTRAND WEST TROOPS

PRINGLE BAY TROOP

In Pringle Bay, HWS continued to withhold its services regarding the Pringle Bay Troop because of public interference that was preventing HWS from doing its contracted duties. The discontinuation of services was initiated towards the end of March and continued through May.

HANGKLIP TROOP

1.1.5 IN TOWN STATISTICS

- May was the nineteenth consecutive month that no time in town was recorded for the Hangklip Troop.
- Individual time out of town remained at 100% because no individuals from the Hangklip Troop were recorded in the urban area during May.

	% Out of Town	% Up or Down from Previous Month	Days Entered	Total Time in Town	Avg Time in Town per day	Max Daily Time in Town	Min Daily Time in Town
Troop	100.0	0.0	0	0:00	00:00	00:00	00:00
Individuals	100.0	0.0	0	0:00	00:00	00:00	00:00

Table 4.1 In Town Statistics for the Hangklip Troop for May 2023. Time is expressed in hours and minutes. Average daylength in May was 10 hours and 20 minutes.

1.1.6 NOTEWORTHY INCIDENTS

- No incursions were recorded by the Hangklip Troop during May.
- HKM3 has not been observed by HWS staff throughout the month of May. During May a HWS area manager conducted the annual troop census and did not locate HKM3. HKM3 was the only member of the Hangklip Troop to be fitted with a GPS satellite collar, which ceased to function on 28 January 2023 after sustaining damage, presumably during a baboon on baboon conflict. HKM3 was last observed on 3 April.

SILVERSANDS TROOP

1.1.7 IN TOWN STATISTICS

- Troop time out of town remained at 100% during May. This is the fifth month that the Silversands Troop has been absent from the urban area.
- Time out of town by individuals decreased from 97.5% in April to 95% in May.

	% Out of Town	% Up or Down from Previous Month	Days Entered	Total Time in Town	Avg Time in Town per day	Max Daily Time in Town	Min Daily Time in Town
Troop	100.0	0.0	0	0:00	00:00	00:00	00:00
Individuals	95.5	-2.0	17	15:22	0:54	03:44	00:10

Table 5.1 In Town Statistics for the Silversands Troop for May 2023. Time is expressed in hours and minutes. Average daylength in May was 10 hours and 20 minutes.

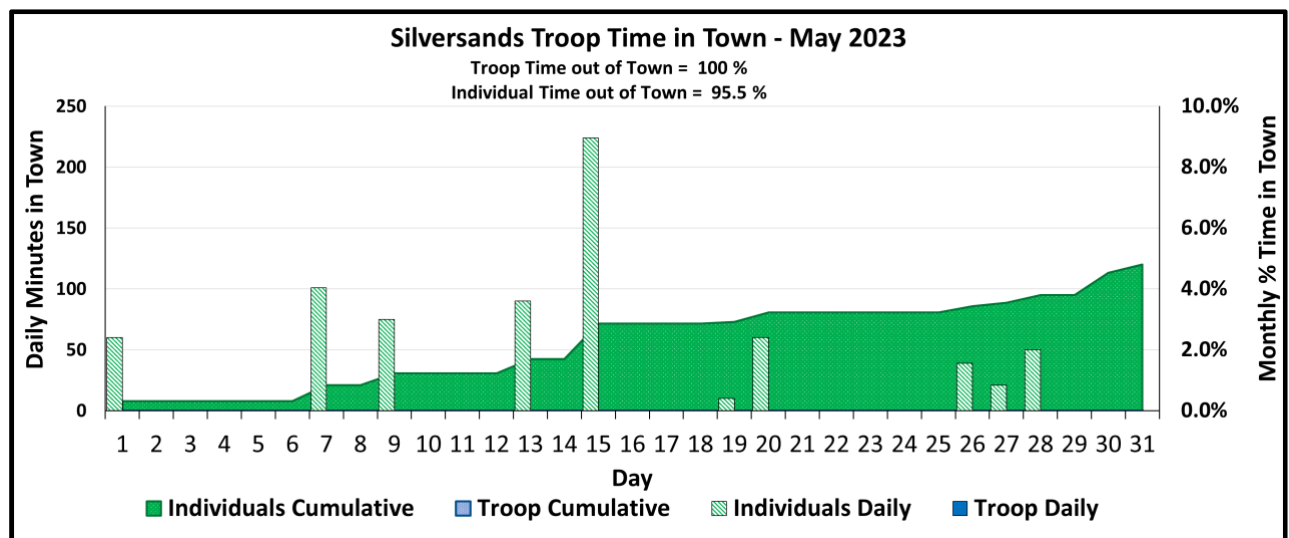


Figure 5.1 Troop and individual daily time (minutes) in town (bars), and monthly (area) percentage Time in Town by the Silversands Troop during May 2023.

1.1.8 NOTEWORTHY INCIDENTS

- Individuals from the Silversands Troop entered the urban area on 17 days during May.
- The Silversands Troop was observed foraging in or nearby the prescribed burn area to the north of Silversands on eight days during the month.

- On 10 May the Silversands Troop was observed foraging on the rocky shoreline in the Seafarm Nature reserve at low tide.
- On 27 May a female from the Silversands Troop was attacked and killed by a dog. HWS received a hotline call during the afternoon regarding a female baboon that was attacked by a dog in a garden in Silversands. The baboon was found deceased when HWS staff arrived at the location. This is the second baboon to be killed by a dog on this property over the course of the past year.

HWS: TROOP MONTHLY REPORT																																				
SECTOR		CLASSES OF BEHAVIOUR																																		
OVERSTRAND		1	In urban area	4	Attacking pets	7	Threatening behaviour/ attacking/ stealing food																													
BABOON TROOP: Silversands		2	Raid bins	5	Unoccupied house or vehicle incursion	8	Breaking & Entering/Damaging property																													
MONTH: May YEAR: 2023		3	Non malicious damage	6	Occupied house or vehicle incursion	9	Nocturnal incursion																													
BABOON ID	Sex	1	2	3	4	5	6	7	8	9	10	11	12	13	14	15	16	17	18	19	20	21	22	23	24	25	26	27	28	29	30	31	TOTAL			
Troop																																				
SSM1 (short tail)		1						6	1	1,2,2						1	1					1	1	1	1			1,2		1			1	16		
SSM2																																				
UnID Males																	1								1									3		
UnID Male		1							1							1					1										1	1	1	7		
UnID Sub-Male													1		1									1										3		
UnID Females																																				
UnID Female																																	1	1		
UnID Individuals														1																				1		
UnID Juveniles																																				
%		TIME SPENT IN TOWN (Minutes)																													HRS					
Troop	0.0																														0.00					
Individuals	4.5	60						101	*	75					90		224	*				10	60	*	*	*			39	21	50		139	53	15.37	
Roost:	AM	?	?	?	?	?	?	?	?	?	?	?	?	?	?	?	?	?	?	?	?	?	?	?	?	?	?	?	?	?	?	?	?	?	?	
Roost:	PM	?	?	?	?	?	?	?	?	?	?	?	?	?	?	?	?	?	?	?	?	?	?	?	?	?	?	?	?	?	?	?	?	?	?	
Roost Sites		?	Unknown											?	?	?	?	?	?	?	?	?	?	?	?	?	?	?	?	?	?	?	?			
		6																																		
		11																																		
		16																																		
		21																																		
		26																																		
		27																																		
ID Features of Baboons																																				
General remarks		Please note that numbers in red indicate non-urban raids or incursions. * indicates individuals were seen in town but were not seen entering and/or leaving. These data were therefore estimated.																																		

Figure 5.2 The Silversands Troop incident sheet for May 2023.

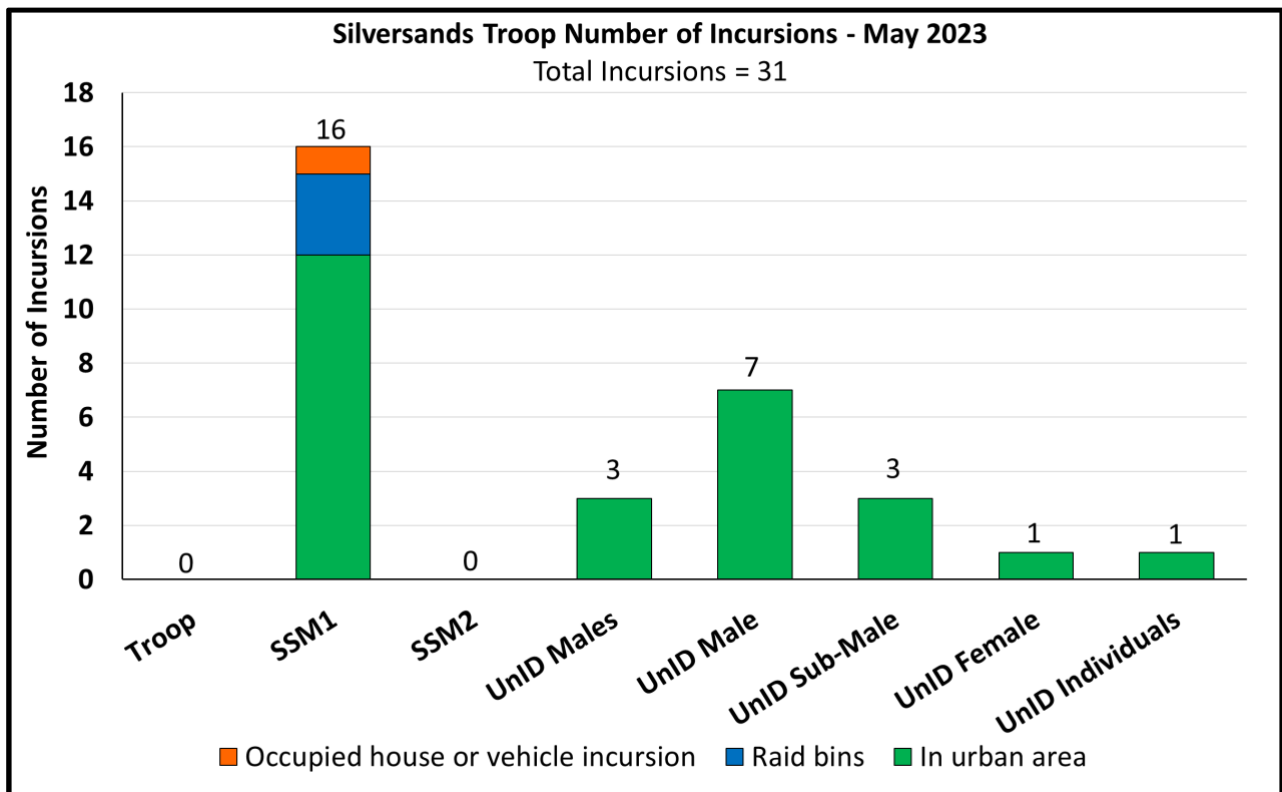


Figure 5.3 Number of incursions by the Silversands Troop and individuals during May 2023.

BETTY’S BAY TROOP

1.1.9 IN TOWN STATISTICS

- Troop time out of town increased significantly from 82.3% in April to 93% in May.
- Individual baboons time out of town decreased during May, from 75.9% to 73.5%.

	% Out of Town	% Up or Down from Previous Month	Days Entered	Total Time in Town	Avg Time in Town per day	Max Daily Time in Town	Min Daily Time in Town
Troop	93.0	+ 10.7	13	22:30	1:43	4:32	0:10
Individuals	73.5	-2.4	26	84:55	3:15	7:55	0:35

Table 6.1: In Town Statistics for the Betty’s Bay Troop for May 2023. Time is expressed in hours and minutes. Average daylength in May was 10 hours and 20 minutes.

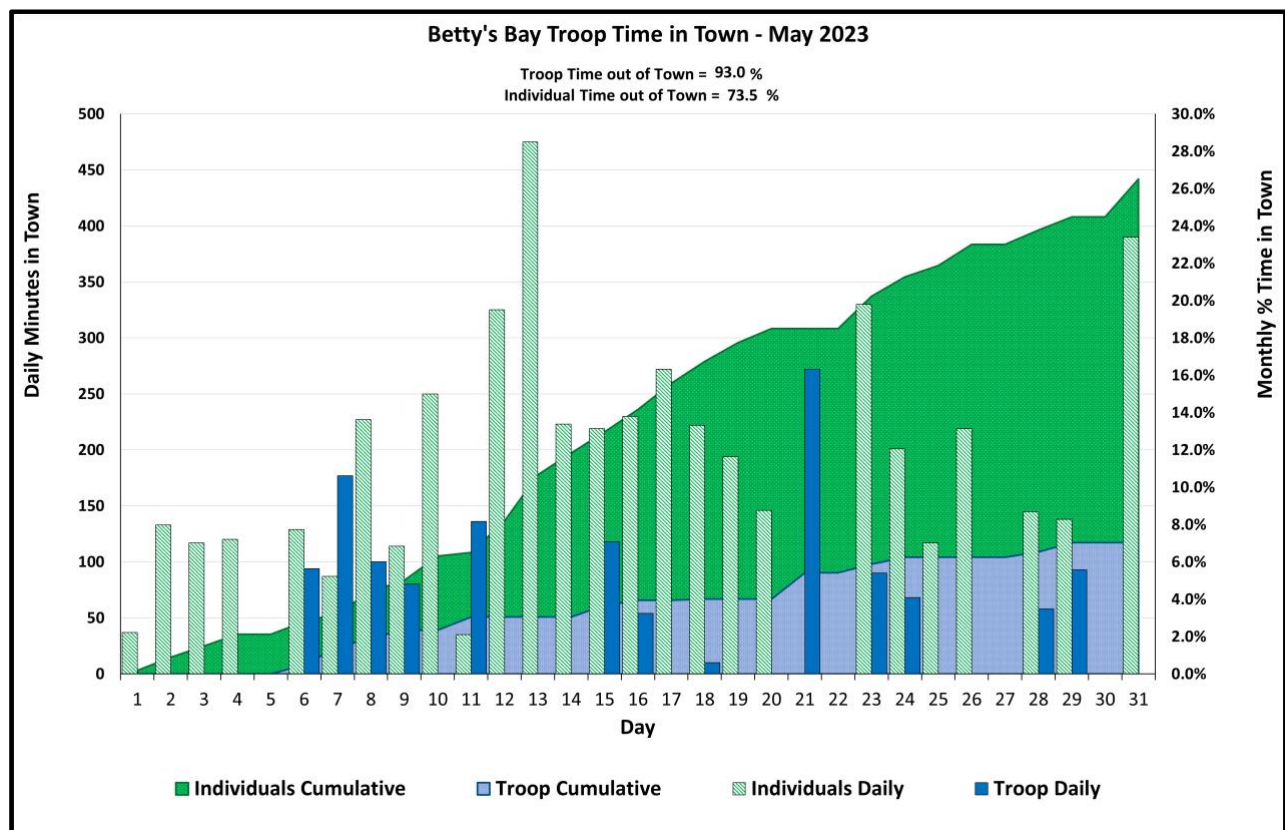


Figure 6.1 Troop and individual daily time (minutes) in town (bars), and monthly (area) percentage Time in Town by the Betty’s Bay Troop during May 2023.

1.1.10 NOTEWORTHY INCIDENTS

- On 1 May rangers reported hearing a gunshot in the afternoon in the vicinity of Pearl Road, Sunny Seas. This was corroborated by a hotline call received shortly after the incident. BBM2 and several juveniles were in the area of the gunshot as they were being moved back to the mountainside.
- Several houses continue to provision birdseed for wildlife, and hence attracting members of the Betty’s Bay Troop into the urban area.

- On 15 May HWS noted a young juvenile female baboon was afflicted with an injury to the left forelimb. On 17 May the injured juvenile baboon was captured for a veterinary assessment. The assessment revealed that the juvenile had suffered a fractured ulna and dislocation of the elbow. Due to the severity of the injury the juvenile was euthanised. The results of the post-mortem indicated that the cause of the injury was most likely attempted infanticide.
- On May 16, during the incident with the injured juvenile female, members of the Betty’s Bay Baboon Action Group (BBBAG) prevented the injured baboon and several other members of the troop from crossing the R44 towards the mountain. Members of BBBAG filmed and photographed the injured animal at very close range and did not leave the vicinity until escorted by Law Enforcement.
- On 19 May a female baboon was reported to HWS as suffering from excessive salivation. The female was observed moving normally and showing no signs of distress through Harold Porter Gardens. During the afternoon of the same day, members of BBBAG suspected that the female had been poisoned and requested permission to administer activated charcoal tablets to the baboon. The request was denied as it did not follow standard operating procedures. Later in the afternoon the baboon was still showing minor signs of salivation, so it was captured by the HWS capture team and taken to a veterinary practice for treatment. The following morning the female baboon was released near the troop, which she readily rejoined. It was suspected that the baboon may have attempted to eat a frog because she had been foraging close to the Disa River when the first symptoms of salivation had been observed.

HWS: TROOP MONTHLY REPORT																																	
SECTOR		CLASSES OF BEHAVIOUR																															
OVERSTRAND		1	2	3	4	5	6	7	8	9	10	11	12	13	14	15	16	17	18	19	20	21	22	23	24	25	26	27	28	29	30	31	TOTAL
BABOON TROOP:	BETTY'S BAY	4	5	6	7	8	9	10	11	12	13	14	15	16	17	18	19	20	21	22	23	24	25	26	27	28	29	30	31				
MONTH: May	YEAR: 2023	In urban area	Raid bins	Non malicious damage	Altercation with pets	Unoccupied house or vehicle incursion	Occupied house or vehicle incursion	Threatening behaviour/ attacking/ stealing food	Breaking & Entering/Damaging property	Nocturnal incursion																							
BABOON ID	Sex	1	2	3	4	5	6	7	8	9	10	11	12	13	14	15	16	17	18	19	20	21	22	23	24	25	26	27	28	29	30	31	TOTAL
Troop							1	1	1	1	1	1	1	1	1	1	1	1	1	1	1	1	1	1	1	1	1	1	1	1	1	1	13
BBM2	M	1	1					1	1	1	1	1	1	1	1	1	1	1	1	1	1	1	1	1	1	1	1	1	1	1	1	11	
BBM4	M	1		1	1.7		1	1	1		1	1	1	1	1	1	1	1.2	1	1	1	2.2								1	1	22	
BBF1	F		1								1	1								1		1									6		
BBF2	F																																
Unid Male	M																																
Unid Females	F	1						1	1		1			1		1	1	1								1	1				1	11	
Unid Female	F		1	1	1	1		1		1	1			1				1	6		1		2							1	12		
Unid Individuals							1.2		1		1	1	1	1	1	1.6				1	1	6		1	1	1	1		1.6	1	1	18	
Unid Juveniles		1	1				1	1	1	1			1	1	1.2	1	1	1	1	1	1	1	1	1	1	1	1	1	1	1	24		
	%	TIME SPENT IN TOWN (Minutes)																													HRS		
Troop	7.0																														22.50		
Individuals	26.5	37	133	117	120		129	87	227	114	250	35	325	475	223	219	230	272	222	194	146			330	201	117	219		145	138	390	84.92	
Roost:	AM	5	5	11	2	18	18	5	1	17	1	2	1	1	2	2	5	5	7	15	1	1	29	28	17	1	1	2	18	7	2	2	
Roost:	PM	5	11	2	2	18	18	5	1	17	1	2	1	1	2	2	5	5	7	15	1	1	29	28	17	1	1	2	18	7	2	2	
Roost Sites		1	2	3	4	5	6	7	8	9	10	11	12	13	14	15	16	17	18	19	20	21	22	23	24	25	26	27	28	29	30	31	
		1	2	3	4	5	6	7	8	9	10	11	12	13	14	15	16	17	18	19	20	21	22	23	24	25	26	27	28	29	30	31	
		1	2	3	4	5	6	7	8	9	10	11	12	13	14	15	16	17	18	19	20	21	22	23	24	25	26	27	28	29	30	31	
		1	2	3	4	5	6	7	8	9	10	11	12	13	14	15	16	17	18	19	20	21	22	23	24	25	26	27	28	29	30	31	
		1	2	3	4	5	6	7	8	9	10	11	12	13	14	15	16	17	18	19	20	21	22	23	24	25	26	27	28	29	30	31	
		1	2	3	4	5	6	7	8	9	10	11	12	13	14	15	16	17	18	19	20	21	22	23	24	25	26	27	28	29	30	31	
		1	2	3	4	5	6	7	8	9	10	11	12	13	14	15	16	17	18	19	20	21	22	23	24	25	26	27	28	29	30	31	
ID Features of Baboons																																	
General remarks		Please note that numbers in red indicate non-urban raids or incursions.																															

Figure 6.2 The Betty’s Bay Troop incident sheet for May 2023.

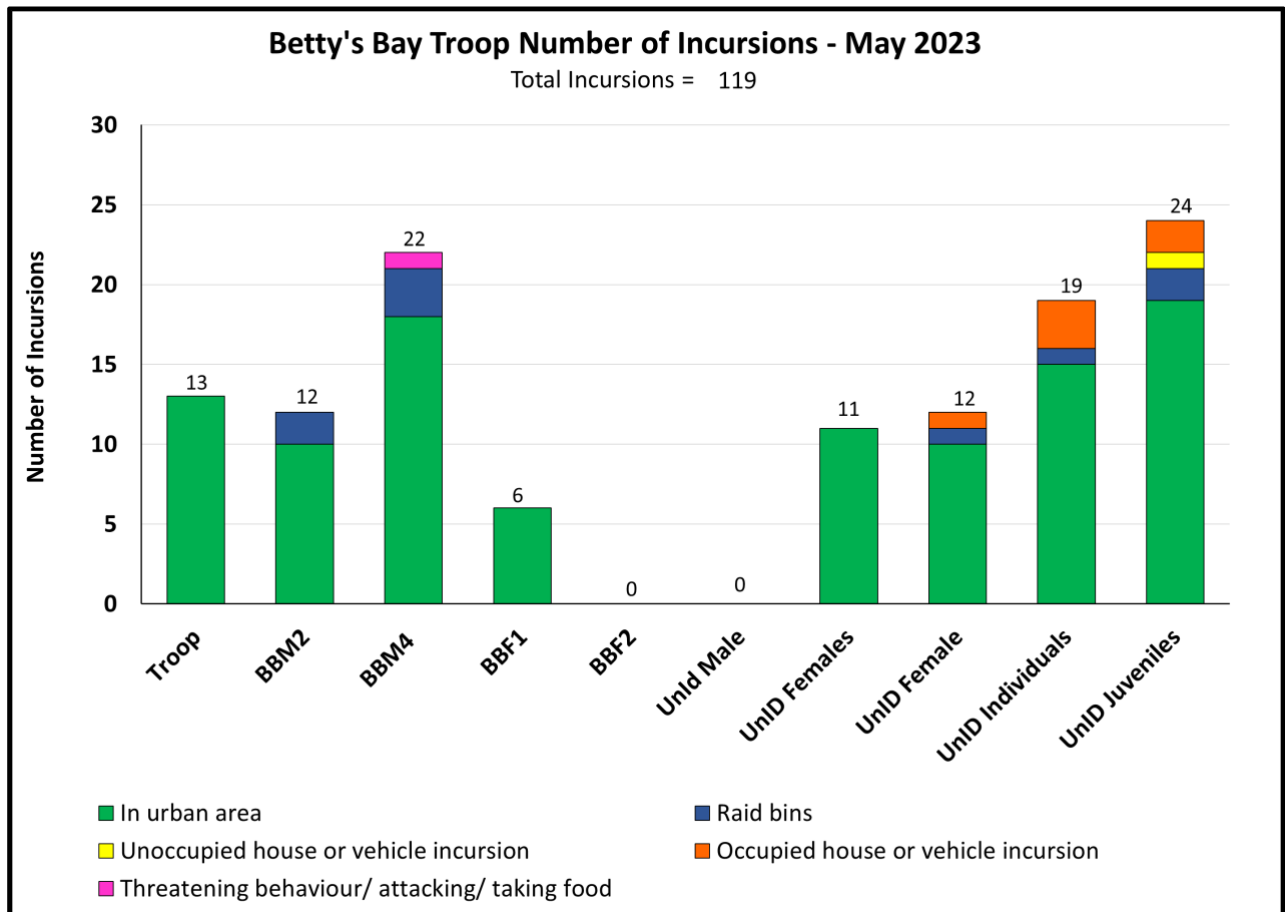


Figure 6.3 Number of incursions by the Betty’s Bay Troop and individuals during May 2023.

BIRTHS, DEATHS & MIGRATIONS

- No births were recorded in the Western Overstrand during May. Two deaths were recorded in the Overstrand West. One death occurred in Silversands as the result of a dog attack on a female baboon in the dog’s garden. The other death occurred when a severely injured juvenile baboon from the Betty’s Bay Troop had suffered attempted infanticide and was therefore euthanized.

GENERAL COMMENTS – ALL TROOPS

POPULATION CHARACTERISTICS

Two demographic changes were recorded in May. No births were recorded in any managed troops across the Overstrand. One death was recorded in Silversands, where an adult female baboon was attacked by a dog that was confined to a garden. This is the third baboon to die as the result of a dog attack in Silversands since management was initiated. One female juvenile baboon was euthanised due to a severe injury during attempted infanticide.

Troop	October	June	June	June	May 2023			Total observed Births (1 July 2022 to 31 May 2023)	Total observed Deaths (1 July 2022 to 31 May 2023)	Total observed Migrations (1 July 2022 to 31 May 2023)
	2019	2020	2021	2022	Births	Deaths	Emigration / Immigration			
Voëlklip	29	29	27	37	0	0	0	1	1	0
Vogelgat	N/A	22*	29	27	0	0	0	0	2	-1
Onrus	N/A	N/A	25*	24*	0	0	0	0	0	0
Hamilton Russel	N/A	N/A	21*	25	0	0	0	0	0	+2
Pringle Bay	16	16	17	14	0	0	0	3	2	+1
Betty's Bay	N/A	19	20	23	0	1	0	6	7	0
Hangklip	N/A	N/A	30	38	0	0	0	0	1	+1
Silversands	N/A	N/A	43	41*	0	1	0	0	2	0
Total	45	86	212	229	0	2	0	10	15	+3

Table 7.1: Population data for the managed troops in the Overstrand in May 2023. Emigration /Immigration figures show animal movements between troops. * Troop sizes were estimated, because they were not seen enough to get accurate counts. Note: Troop numbers are counted once a year in June. Troop numbers are not updated during the year by just counting births and deaths, because these may occur without being observed by field rangers.

Deaths	2019/20 (October - June)	2020/21 (July - June)	2021/22 (July 2021 - June 2022)	2022/23 (July 2022 - May 2023)	May 2023	TOTAL (since October 2019)
Management	3	0	1	1	1	5
Human Induced (HID)	1	2	9	9	1	21
Direct *	1	2	8	8	1	19
Indirect **	0	0	1	1	0	2
Natural	2	7	7	3	0	19
Unknown	0	0	2	2	0	4
TOTAL DEATHS	6	9	19	15	2	49

Table 7.2: Causes of baboon deaths since October 2019; *Deaths caused directly by humans, such as motor vehicle accidents, shooting, poisoning and dogs. **Deaths caused indirectly by humans such as electrocutions and fire.

HOTLINE DATA

A total of 149 hotline calls were received during May, with 142 incursion related calls (**Figure 8.1**). The majority of calls were received from Voëlklip (n = 43) and Hermanus Heights (n = 32). The Voëlklip Troop was the subject of 59.8% of all hotline calls (n = 85), representing a 136% increase from the previous month. The majority of hotline calls (92%) were made to alert HWS to the presence of baboons in the urban area (**Figure 8.2**), and the remaining calls were made to report occupied house incursions or bin raids (each 4%).




Figure 8.1: Hotline calls in baboon affected areas for May 2023. Incursion related hotline calls are calls reporting managed baboons in urban areas. Managed areas are those areas in which baboon troops are known to occur and are actively managed.

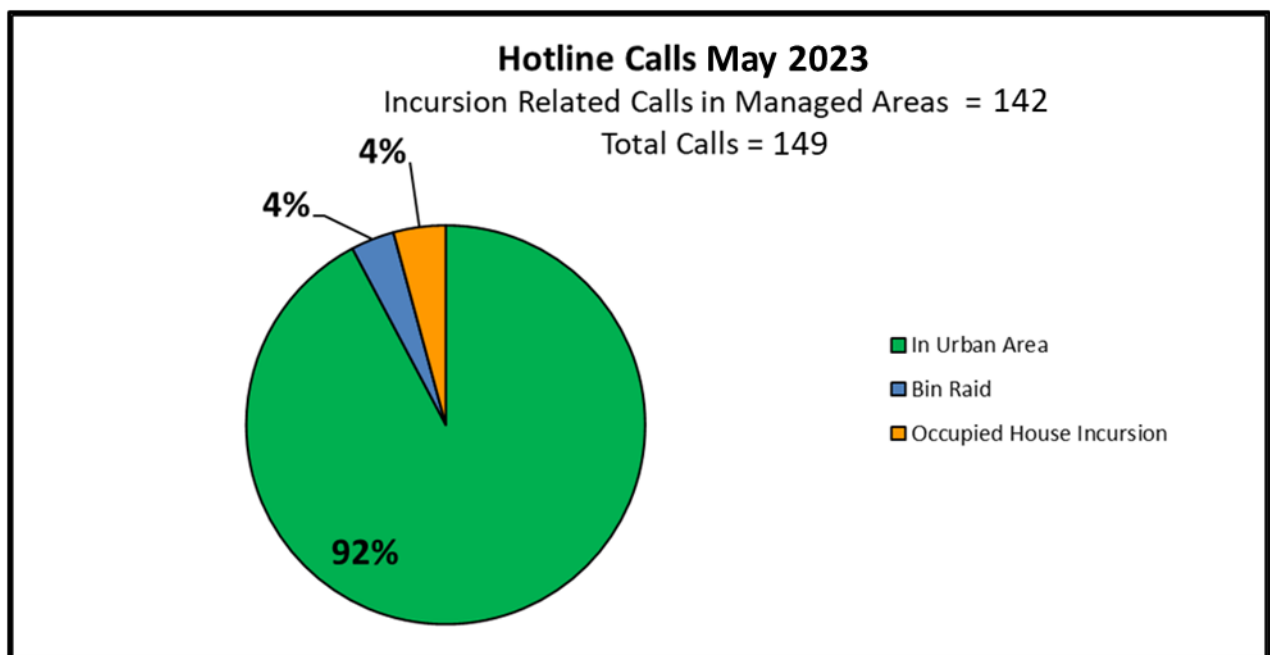


Figure 8.2: Composition of incursion-related hotline calls during May 2023. **Note:** This chart represents the composition of hotline calls, not the composition of known incursions by baboons.

RECORDED INCURSIONS

The total number of incursions recorded during May increased, from 174 in April to 205 in May (Figure 9.1). The Betty's Bay Troops was responsible for the majority of incursions (n = 119, 58%),

with the next most documented troop being the Voëlklip Troop (n = 47, 23%). The number of threatening and stealing instances decreased again during May, with only one such incident recorded in Betty’s Bay. A relatively large number of bin raids were recorded this month (n = 14), and again the majority (n = 9) were recorded in the Betty’s Bay area. A total of eleven occupied house raids were recorded during May. Four of these were attributed to the Voëlklip Troop.

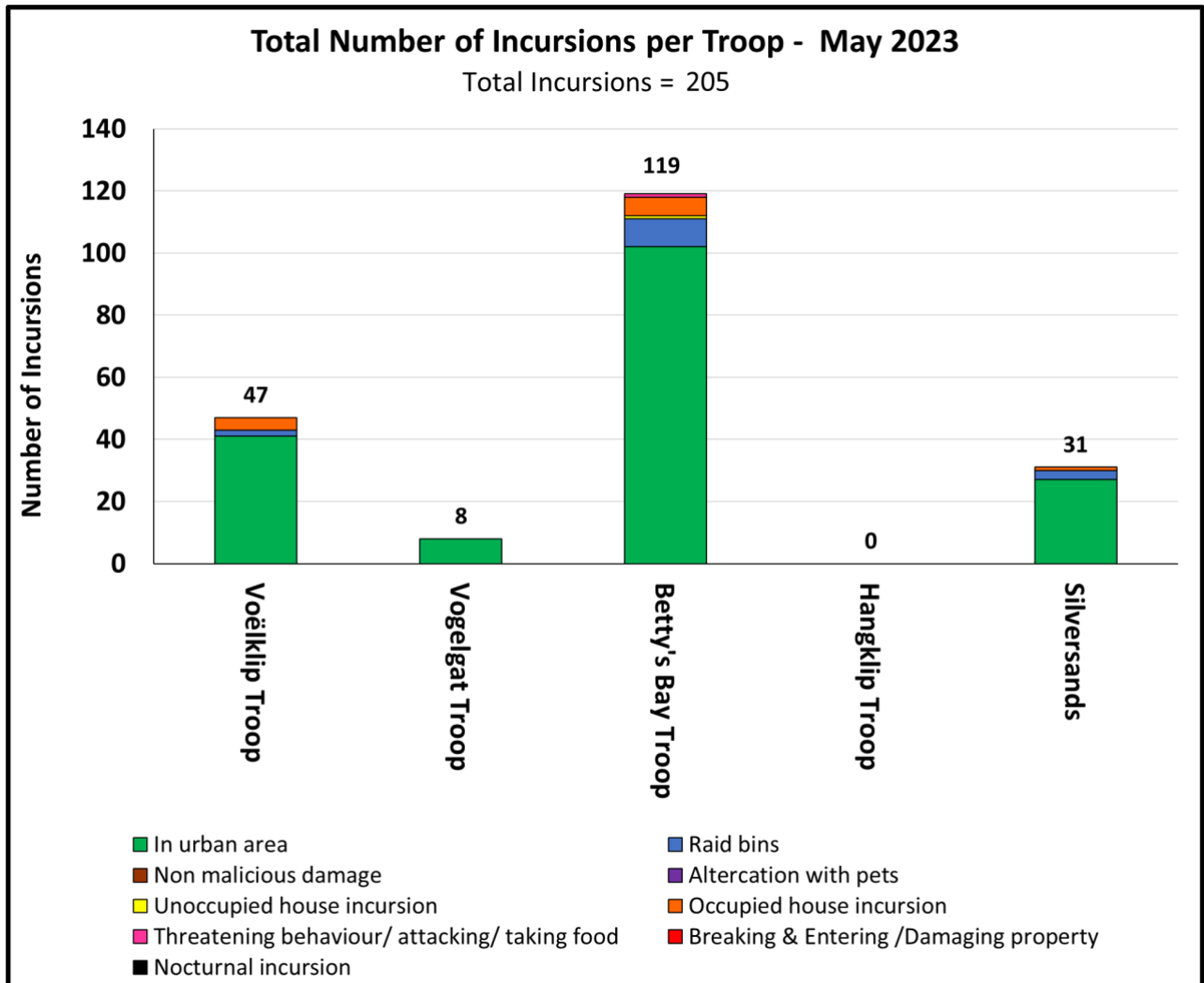


Figure 9.1 Total observed incursions per troop during May 2023. Note: Observed incursions are not hotline related, but are incursions observed by HWS Field Staff.

PERCENTAGE TIME OUT OF TOWN

The average time out of town by troops increased from 97.5% in April to 98.7% in May (**Figure 9.2**), whilst individual time out of town decreased from 95.5% to 93.8%. Betty’s Bay Troop showed a significant increase in the amount of time spent out of town (+10%) which contributed to the increase in the average time spent in town by all the managed troops. Conversely, the increased time spent in town by individuals of the Betty’s Bay and Voëlklip Troops contributed to the 1.7% decrease in individual time out of town.

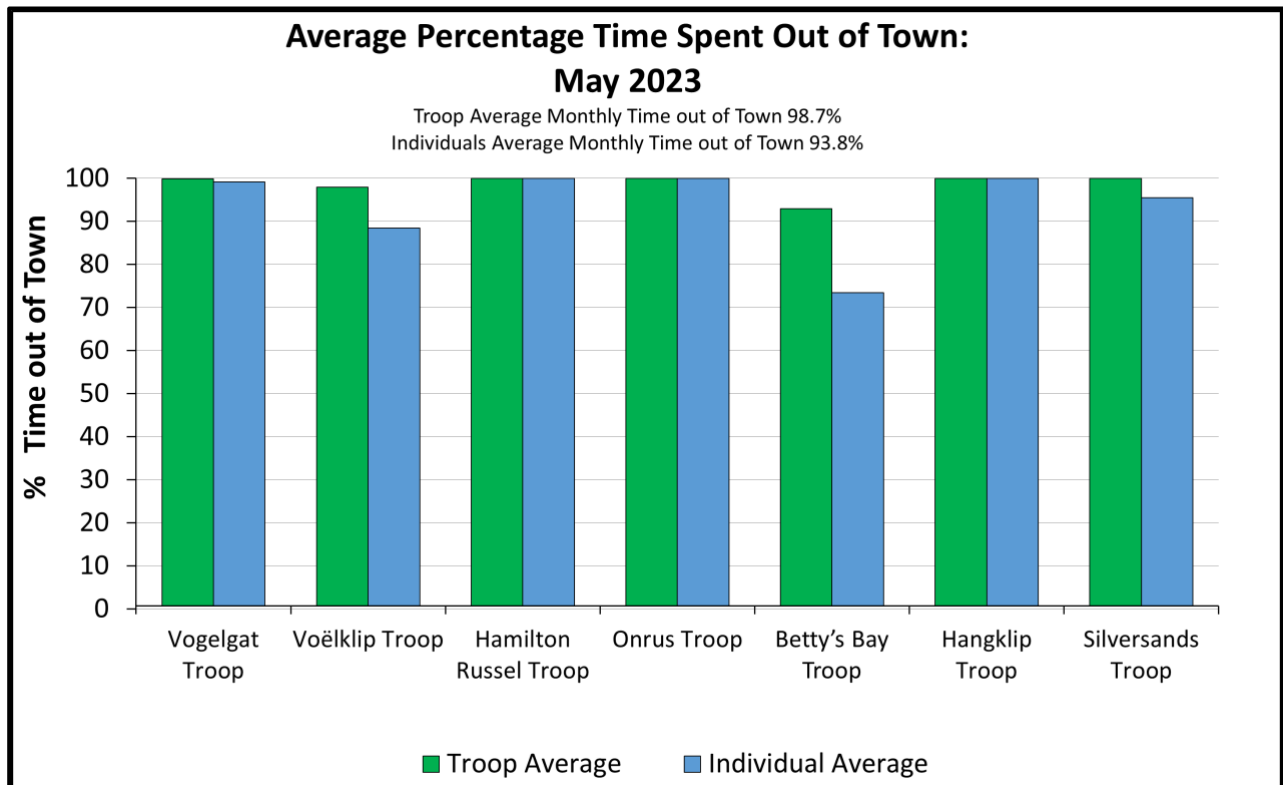


Figure 9.2 Percentage time the managed baboon troops and individuals spent out of town during May 2023.

RECOMMENDATIONS

- **Waste and recycling collection should be prioritised** to take place in the early mornings and starting on the edge of town and working inwards.
- Residents should **not** put out their waste **the night before** collection day.
- **Refuse bags** should not be left lying open on the sidewalk and easily available to baboons.
- All bins used in baboon effected areas should be **baboon-proof and locked**.
- **Open vegetable gardens** should be baboon proofed.
- Residents are strongly discouraged from feeding wildlife, including birds. Bird seed is a powerful attractant for baboons.
- Residents are encouraged to record and report the feeding of wildlife to the municipality, CapeNature, or to the baboon hotline (072 028 0008).

CONCLUSION

In the Eastern Overstrand the overall behaviour of both the Vogelgat and Voëlklip Troops showed signs of deterioration during May. The Vogelgat Troop was recorded in the urban area on one day during May, breaking a seven-month absence from town. Whilst the troop was only in the urban area for approximately 20 minutes, it is very important that this behaviour be curbed as soon as possible to prevent the return of this type of behaviour. On a positive note, despite members of the Vogelgat Troop being present in town on five days during May, no house incursions or bin raids were recorded. Radio collaring this troop again, should also enable management to prevent the Vogelgat Troop from raiding the urban area.

Regarding the Voëlklip Troop, May 2023 is the first month since August 2020 that the troop has been in town on four days of the month. Additionally, members of the Voëlklip Troop were responsible for four occupied house incursions for the second month in a row. Whilst the lack of a functioning radio collar on VKF7, likely damaged during baboon-on-baboon conflict, has confounded efforts to predict the troop's movements, it is likely that the winter weather experienced during May also increased the baboons desire for high energy human derived foodstuffs. The wet weather further complicated management practices due to poor visibility, which combined with the lack of a collar, made locating and tracking the troop much more difficult.

Managed troops in the Western Overstrand recorded two deaths during May. In Silversands, an adult female baboon was killed by a dog whilst foraging within a fenced garden in the urban area. This is the third such death since March 2022, once again highlighting the risks posed to baboons in human inhabited areas. In Betty's Bay, a juvenile female baboon had to be euthanised due to a severe injury to its left forelimb, likely the result of attempted infanticide by an adult male. This is the second young juvenile baboon in Betty's Bay to be euthanised this year as the result of presumed infanticide.

In Betty's Bay, management practices were periodically disrupted by residents both directly and indirectly during May. Many residences in the village continued to provision bird seed and other food items for wildlife, thereby attracting baboons into the urban area. Furthermore, disruption by activists on occasion prevented individuals of the Betty's Bay Troop from leaving the urban area to go up the mountain. The most notable occasion was on 16 May when members of the public kept individuals on either side of the R44.

In Hangklip, HKM3 has not been observed for almost two months. The last confirmed sighting of HKM3 by HWS field staff was on 3 April, 2023. This is the second adult male to go missing from the Hangklip Troop this year. PBM2, a young male which emigrated to the Hangklip Troop in January 2023, has also been missing for three months. It is unclear as to what has happened to these two males.

HWS Holdings CC