



© Human Wildlife Solutions

# **Human Wildlife Solutions**

## **Overstrand**

### **Monthly Report**

**January 2023**

## **TABLE OF CONTENTS:**

<b>TABLE OF CONTENTS:</b> .....	<b>2</b>
<b>INTRODUCTION</b> .....	<b>3</b>
<b>OVERSTRAND EAST TROOPS</b> .....	<b>4</b>
<b>1.1 VOËLKLIP TROOP</b> .....	<b>4</b>
<b>1.2 VOGELGAT TROOP</b> .....	<b>6</b>
<b>1.3 ONRUS TROOP</b> .....	<b>9</b>
<b>1.4 HAMILTON RUSSEL TROOP</b> .....	<b>9</b>
<b>1.5 BIRTHS, DEATHS &amp; MIGRATIONS</b> .....	<b>9</b>
<b>OVERSTRAND WEST TROOPS</b> .....	<b>9</b>
<b>1.6 PRINGLE BAY TROOP</b> .....	<b>9</b>
<b>1.7 HANGKLIP TROOP</b> .....	<b>12</b>
<b>1.8 SILVERSANDS TROOP</b> .....	<b>13</b>
<b>1.9 BETTY’S BAY TROOP</b> .....	<b>15</b>
<b>1.10 BIRTHS, DEATHS &amp; MIGRATIONS</b> .....	<b>17</b>
<b>GENERAL COMMENTS – ALL TROOPS</b> .....	<b>17</b>
<b>1.12 POPULATION CHARACTERISTICS</b> .....	<b>17</b>
<b>1.13 HOTLINE DATA</b> .....	<b>18</b>
<b>1.14 RECORDED INCURSIONS</b> .....	<b>20</b>
<b>1.15 PERCENTAGE TIME OUT OF TOWN</b> .....	<b>20</b>
<b>1.16 RECOMMENDATIONS</b> .....	<b>21</b>
<b>CONCLUSION</b> .....	<b>22</b>

## **INTRODUCTION**

This monthly report covers the period from 1 January to 31 January 2022.

In the Eastern Overstrand, there was a significant improvement in the behaviour of the Voëlklip Troop. There was a substantial reduction in the amount of time spent in town, with individuals from the Voëlklip Troop only present in the urban area on one day during January. Only three incursions were recorded by members of the troop. Further east, the Vogelgat Troop itself remained outside the urban area, although a few individuals did manage to enter Voëlklip suburb on two days towards the end of January.

In the Western Overstrand there was a general decline in behaviour, with time out of town for the Betty's Bay Troop and Pringle Bay Troop both decreasing during January. Likewise, the increased time spent in town led to a number of highly assertive behaviours, such as threatening and stealing behaviour, increased in both troops. Additionally, several cases of overt feeding of baboons were observed, with the majority of cases occurring in Pringle Bay. The feeding of baboons is highly detrimental to management efforts and undermines any progress made in encouraging the baboons to remain in their natural habitat.

Further south, on the Hangklip Peninsula, the Hangklip Troop interacted with the Pringle Bay Troop on several occasions during the month. PBM2 was later seen in close association with a female belonging to the Hangklip Troop and after 13 January was no longer seen in Pringle Bay. However, as reported on the baboon hotline, PBM2 continued to enter occupied buildings in the Hangklip area. The potential teaching of this behaviour by PBM2 to the Hangklip Troop is of great concern because it could create another troop that regularly raids human establishments for food. This would undermine the successful management results achieved with the Hangklip Troop over the past 18 months.

In Silversands, the troop did not enter the urban area during January and in general there was an improvement in behaviour by members of the troop. As with previous months, SSM1 continued to be responsible for the majority of the incursions recorded in the Silversands area. It is therefore recommended that SM1 be collared as soon as possible to mitigate potential incursion behaviour.

## OVERSTRAND EAST TROOPS

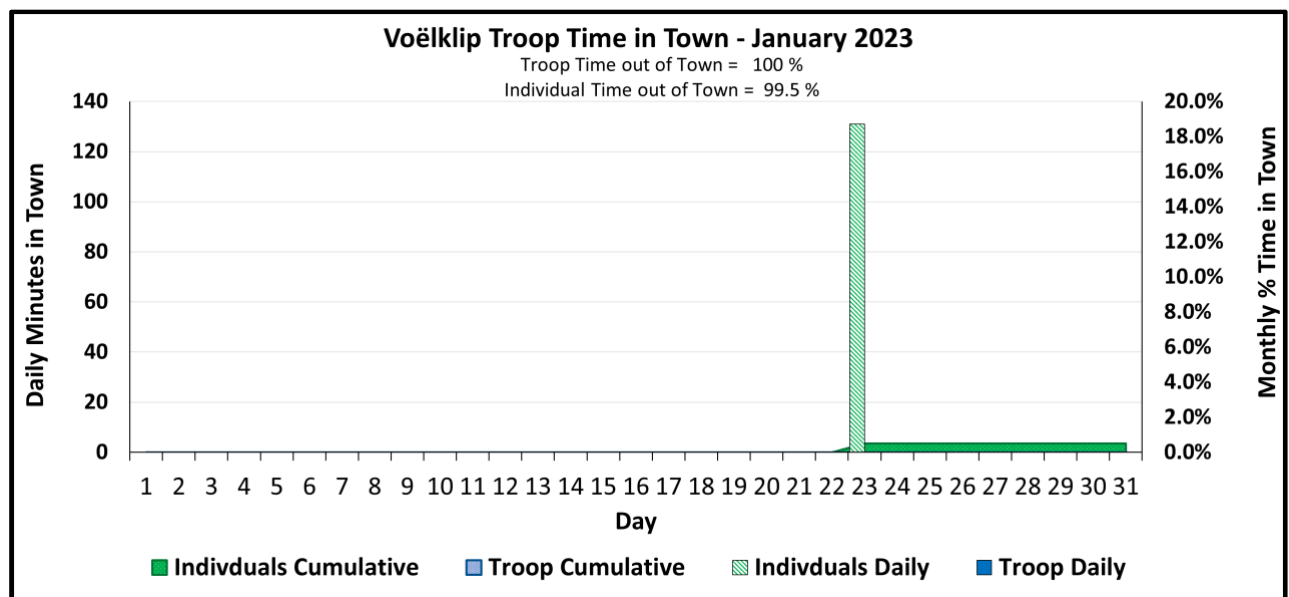
### VOËLKLIP TROOP

#### 1.1.1 IN TOWN STATISTICS

- Troop time out of town increased by 1.4% during January, with the troop spending no time in town during the month.
- Time out of town for individuals increased significantly by 11.2% in January.

	% Out of Town	% Up or Down from Previous Month	Days Entered	Total Time in Town	Avg Time in Town per day	Max Daily Time in Town	Min Daily Time in Town
<b>Troop</b>	100.0	+ 1.4	0	0:00	00:00	00:00	00:00
<b>Individuals</b>	99.5	+ 11.2	1	2:11	2:11	02:11	02:11

**Table 1.1** In Town Statistics for the Voëlkliip Troop for January 2023. Time is expressed in hours and minutes. Average daylength in January was 14 hours and 9 minutes.



**Figure 1.1** Troop and individual daily time (minutes) in town (bars), and monthly (area) percentage Time in Town by the Voëlkliip Troop during January 2023.

#### 1.1.2 NOTEWORTHY INCIDENTS

##### 1.1.2.1 HERMANUS HEIGHTS & GOLF COURSE

- On 16 January two male baboons were reported on Raed-Na-Gael Street at 19h28. When field staff investigated they found no sign of the two baboons.



HWS: TROOP MONTHLY REPORT																																	
SECTOR		CLASSES OF BEHAVIOUR																															
OVERSTRAND		1	In urban area	4	Attacking pets	7	Threatening behaviour/ attacking/ stealing food																										
BABOON TROOP: Voëlklip		2	Raid bins	5	Raid unoccupied house or vehicle	8	Breaking & Entering/Damaging property																										
MONTH: January		3	Non malicious damage	6	Raid occupied house or vehicle	9	Nocturnal Raiding																										
YEAR: 2023																																	
BABOON ID	Sex	1	2	3	4	5	6	7	8	9	10	11	12	13	14	15	16	17	18	19	20	21	22	23	24	25	26	27	28	29	30	31	TOTAL
Troop																																	
VGM1 BLUE TAG	M																																
UNKM1	M																																
VKF4 YELLOW TAG	F																																
VKF5 RED TAG	F																																
VKF1 GREEN TAG	F																																
VKF6 ORANGE TAG	F																																
VKF7 PINK TAG	F																																
UnID Male	M																																
UnID Males	M																																
UnID Females	F																																
UnID Female	F																																
UnID Individuals																																	
UnID Juveniles																																	
		TIME SPENT IN TOWN (Minutes)																													HRS		
Troop	%																														0.00		
Individuals	%																														2.18		
Roost:	AM	9	3	2	4	18	3	3	18	2	3	4	5	18	23	2	3	3	2	2	2	4	2	11	12	3	2	4	3	3	21	2	
Roost:	PM	4	2	4	18	3	22	18	2	3	19	23	23	23	2	3	3	2	2	2	4	2	8	12	12	3	2	3	4	5	23	2	3
Roost Sites		1	Golf Course	2	Heights Dam	3	Green Kloof	4	Platte Klip	5	Adder Ladder																						
ID Features of Baboons		6	Lower Dam	7	Middle Dam	8	Upper Dam	9	Dragon's Back	10	Droë Kloof																						
General remarks		11	Blaaie Kloof	12	Big Titanic/Cave	13	Small Titanic	14	10th Ave Kloof	15	11th Ave Kloof																						
		16	A-Shape	17	Bos Klip	18	Hermanus Heights	19	Steyn's Kloof	20	In Town																						
		21	Taille's Kloof	22	Kanonkop	23	BHB Waterfall	24	Rooiklip	25	ZigZag																						
		26	9th Avenue Kloof	27	Shade Rock	28	BOSKO	29	Groot Uitkyk	?	Unknown																						

Figure 1.2: The Voëlklip Troop incident sheet for January 2023.

1.1.2.2 VOËLKLIP & FERNKLOOF

- Individuals were recorded in Voëlklip on one day during January. UNKM1 and several females entered town to access fruit trees on several properties.
- Voëlklip Troop was not present in Voëlklip at all during January.

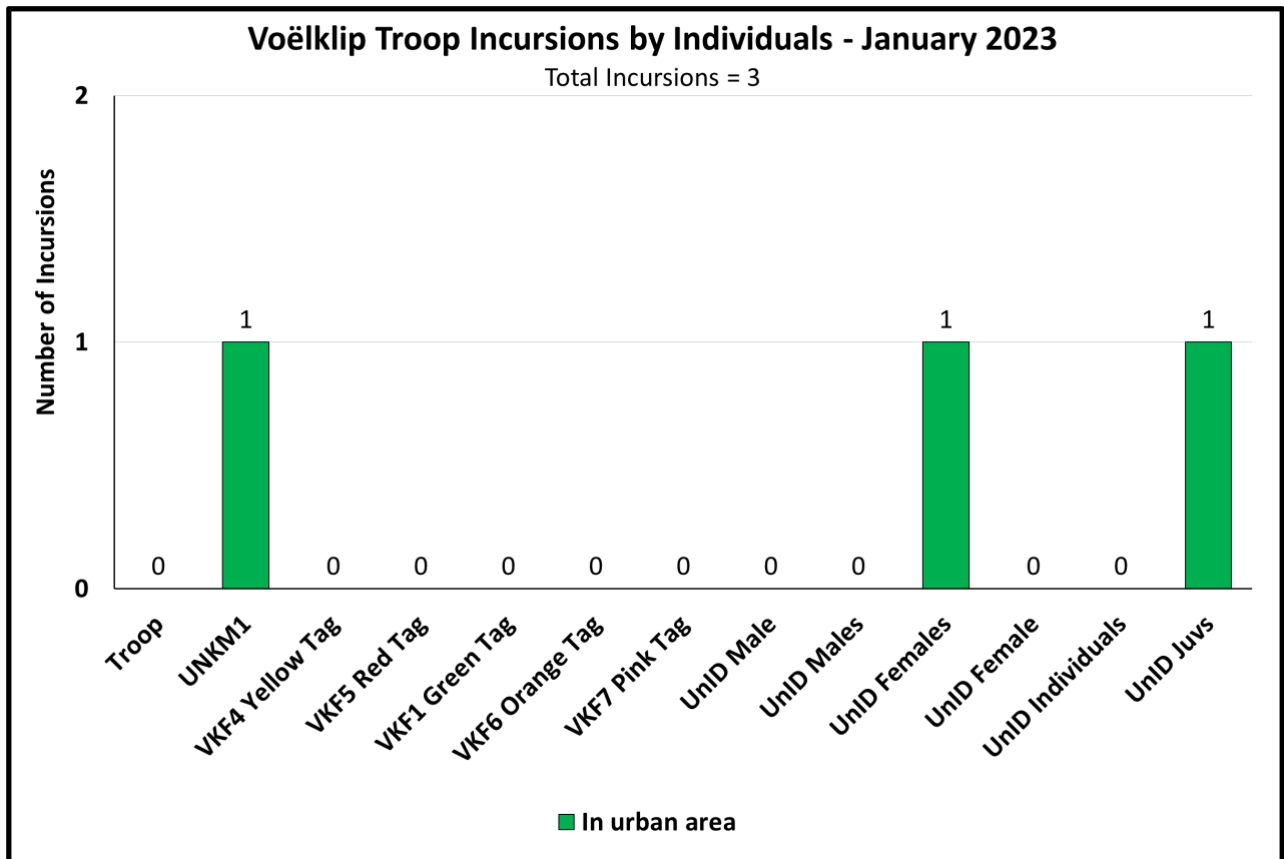


Figure 1.3 Number of incursions for the Voëlklip Troop and individuals during January 2023.

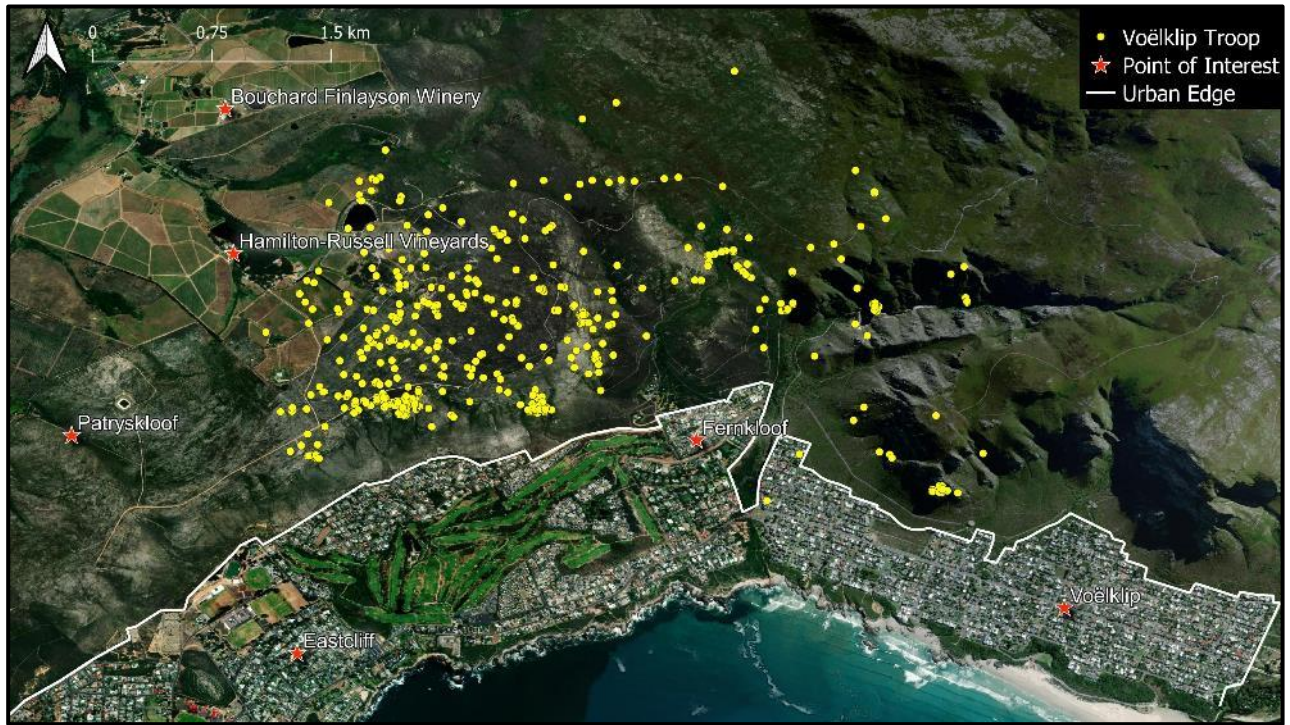


Figure 1.4 Map showing the GPS locations of VKF7 in the Voëlkliip Troop during January 2023.

## VOGELGAT TROOP

### 1.1.3 IN TOWN STATISTICS

- Time out of Town for the Troop remained at 100% during January. January is the fourth consecutive month that the Vogelgat Troop has been absent from the urban area.
- Time out of town for individuals decreased from 100% during December to 99.6% in January.

	% Out of Town	% Up or Down from Previous Month	Days Entered	Total Time in Town	Avg Time in Town per day	Max Daily Time in Town	Min Daily Time in Town
<b>Troop</b>	100.0	0.0	0	0:00	0:00	0:00	0:00
<b>Individuals</b>	99.6	- 0.4	2	1:44	0:52	1:31	0:13

Table 2.1 In Town Statistics for the Vogelgat Troop for January 2023. Time is expressed in hours and minutes. Average daylength in January was 14 hours and 9 minutes.

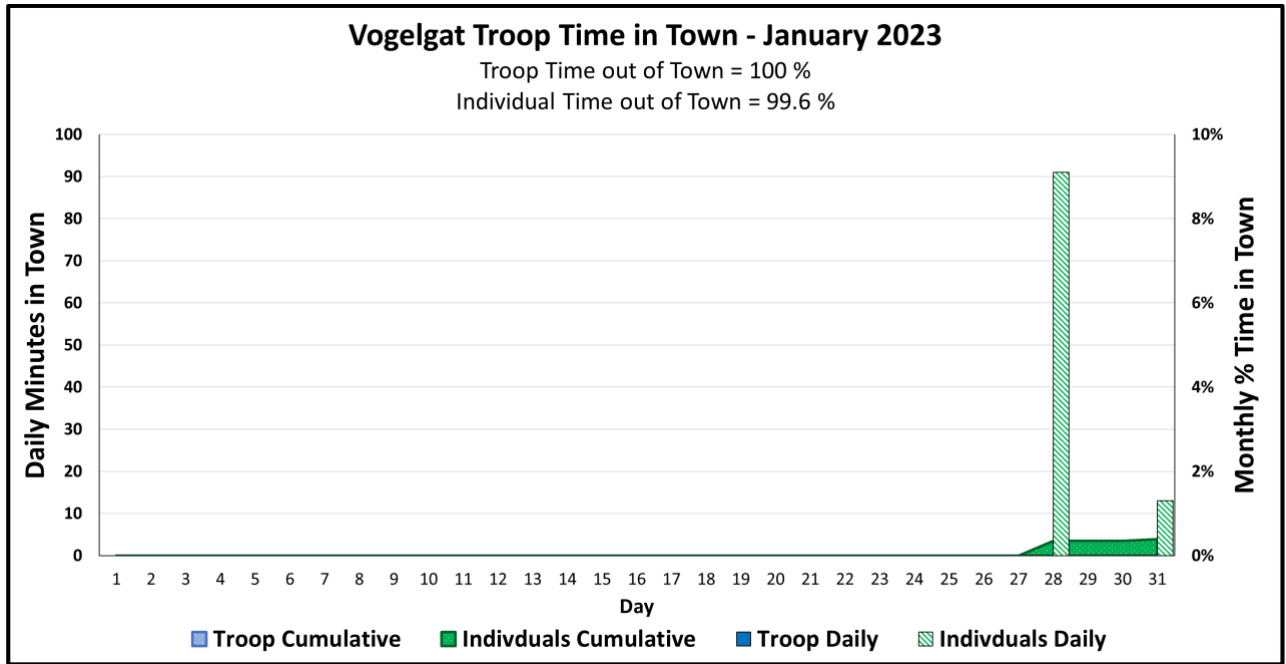


Figure 2.1 Troop and individual daily time (minutes) in town (bars), and monthly (area) percentage Time in Town by the Vogelgat Troop during January 2023.

HWS: TROOP MONTHLY REPORT																																										
SECTOR		CLASSES OF BEHAVIOUR																																								
OVERSTRAND		1 In urban area	4 Attacking pets	7 Threatening behaviour/ attacking/ stealing food																																						
BABOON TROOP:	VOGELGAT	2 Raid bins	5 Raid unoccupied house or vehicle	8 Breaking & Entering/Damaging property																																						
MONTH: January	YEAR: 2023	3 Non malicious damage	6 Raid occupied house or vehicle	9 Nocturnal Raiding																																						
BABOON ID	Sex	1	2	3	4	5	6	7	8	9	10	11	12	13	14	15	16	17	18	19	20	21	22	23	24	25	26	27	28	29	30	31	TOTAL									
Troop																																										
VGM3	M																																									
UnID Male	M																																	1	1							
UnID Males	M																																		1	1						
UnID Females	F																																			1	1					
UnID Female	F																																				1	1				
UnID Individuals																																					1	1				
UnID Juvs																																										
	%	TIME SPENT IN TOWN (Minutes)																													HRS											
Troop	0.0																																				0.00					
Individuals	0.4																																		91*	13*	1.73					
Roost:	AM	?	?	?	?	?	?	?	?	?	?	?	?	?	?	?	?	?	?	?	?	?	?	?	?	?	?	?	?	?	?	?	?	?	?	?	?					
Roost:	PM	?	?	?	?	?	?	?	?	?	?	?	?	?	?	?	?	?	?	?	?	?	?	?	?	?	?	?	?	?	?	?	?	?	?	?	?					
Roost Sites	1	Baboon Castle											2	18th Ave Kloof						3	11th Ave Kloof						4	10th Ave Kloof						5	Uitkyk Punt							
	6	Vogelgat Nature Reserve											7	Halfway Ridge						8	Bosklip						9	Groot Uitkyk						10	1st Kloof							
	11	2nd Kloof											12	3rd Kloof						13	4th Kloof						14	17th Avenue Kloof						15	Waterfall							
	16	A Shape											17	Bitterbiesie						18	Maanskynkop						19	Stillwaters						20	Maanskynbaai SS							
	21	Picnic Site											?	Unknown																												
	ID Features of Baboons																																									
General remarks		Please note that the numbers in red indicate non-urban raids or incursions.																																								

Figure 2.2 The Vogelgat Troop incident sheet for January 2023.



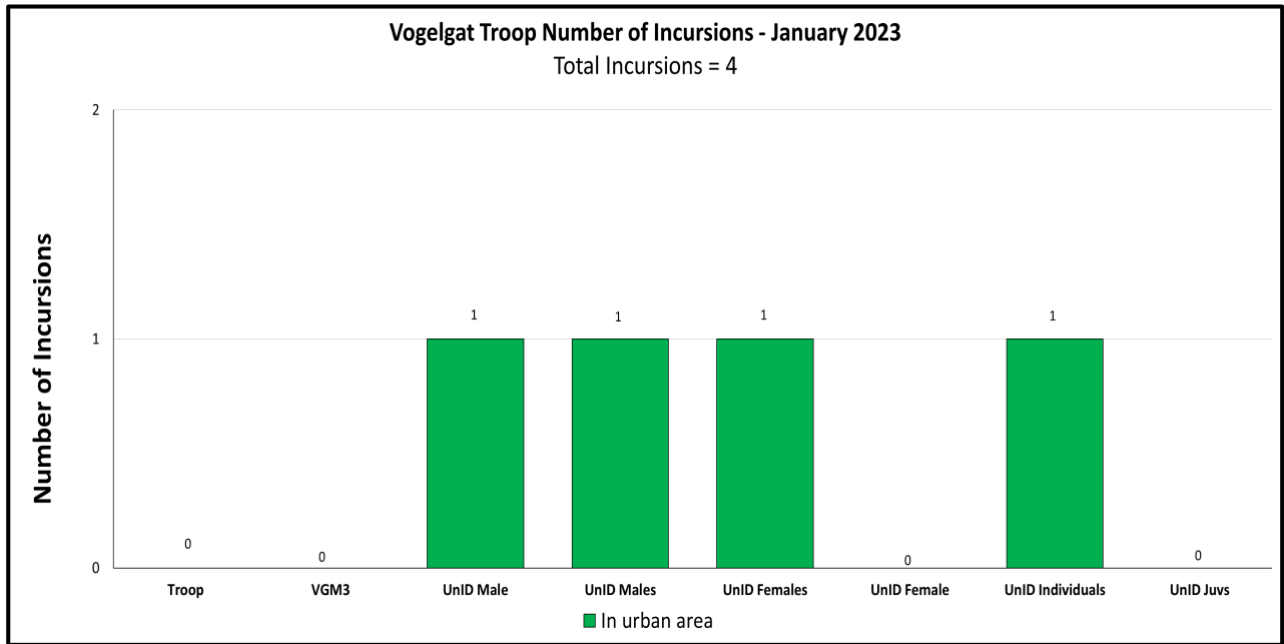


Figure 2.3 Number of incursions for the Vogelgat Troop and individuals during January 2023.

### 1.1.4 NOTEWORTHY INCIDENTS

- Individuals from the Vogelgat Troop entered the urban area on two days during January.
- On the 27 January Human Wildlife Solutions (HWS) received a hotline message reporting a dead baboon on the R43. The baboon was reported to be roughly 500 meters from De Vette Mossel. Upon arrival the HWS Field Manager could not find the dead baboon but found extensive evidence of a baboon being hit by a car. The HWS Field Manager searched the surrounding area extensively for the body but was unsuccessful. It is unclear what happened to the baboon carcass.

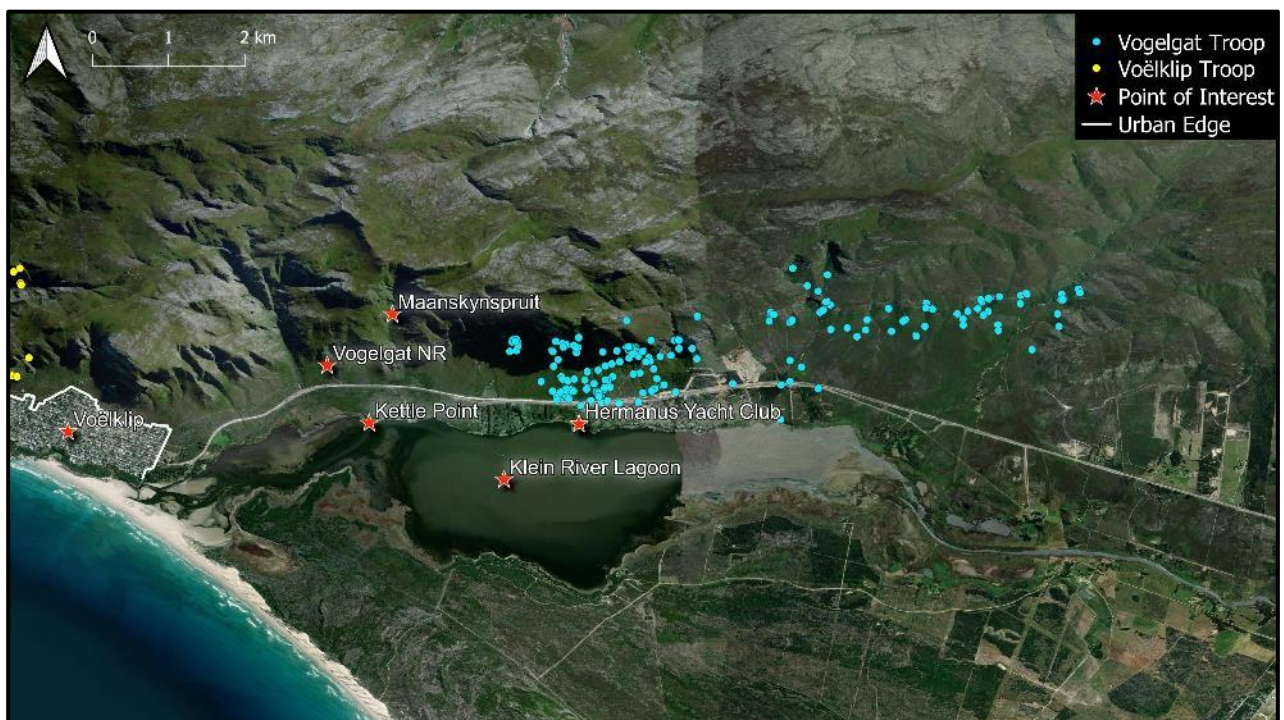


Figure 2.4 Map showing the location of VGM3 from the Vogelgat Troop (Cyan) and VKF7 from the Voëlklip Troop during January 2023.



**ONRUS TROOP**

- There were no observations of the Onrus Troop during December.

**HAMILTON RUSSEL TROOP**

- Vocalisations from an unknown troop in the vicinity of Ashbourne Dam on 8 January were attributed to the Hamilton-Russel Troop.

**BIRTHS, DEATHS & MIGRATIONS**

- One death and no births were recorded in the Eastern Overstrand during January.

**VIRTUAL FENCE**

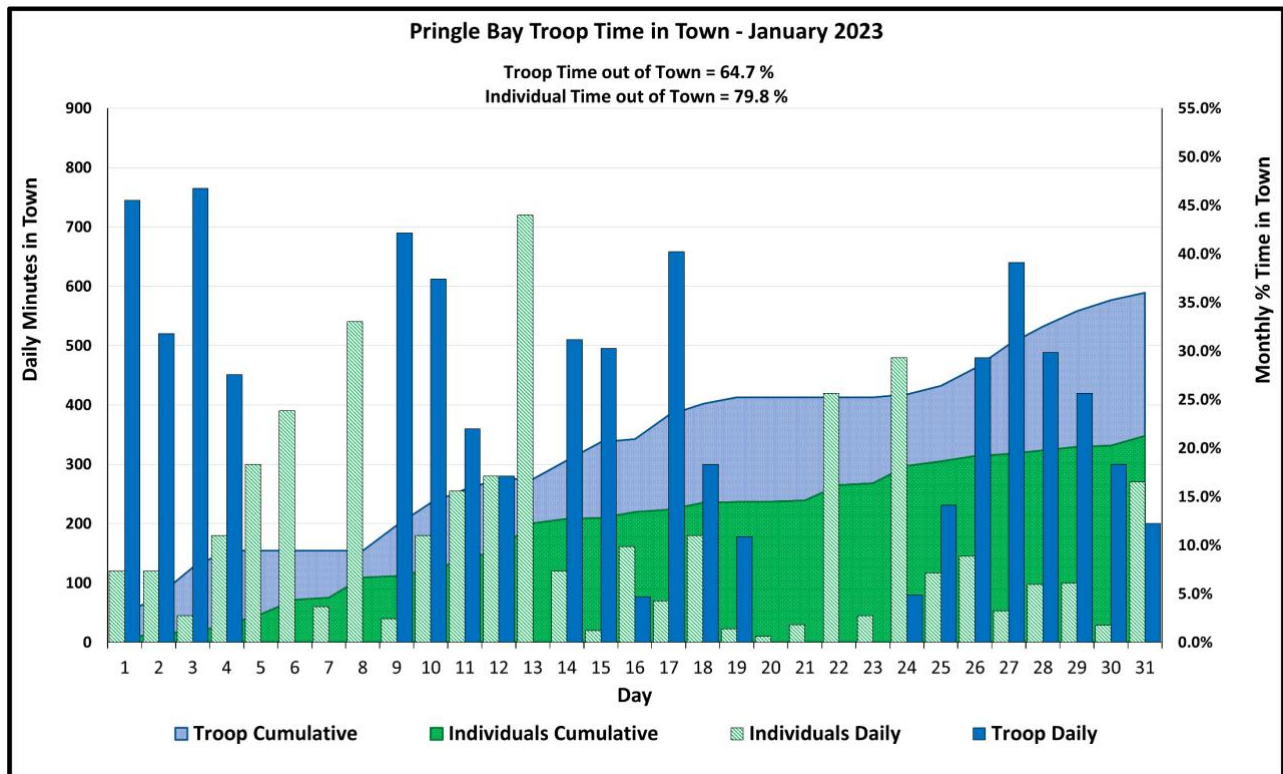
- In the Eastern Overstrand, the Virtual Fence was activated on six days during January.

**OVERSTRAND WEST TROOPS****PRINGLE BAY TROOP****1.1.5 IN TOWN STATISTICS**

- The time spent out of town by the Pringle Bay Troop decreased very significantly during January, from 77% in December to 64.7% in January.
- Time out of town by Pringle Bay Troop individuals increased from 73.9% during December to 79.8% in January. It should be noted that this increase is likely a function of the increased time spent in town by the troop.

	<b>% Out of Town</b>	<b>% Up or Down from Previous Month</b>	<b>Days Entered</b>	<b>Total Time in Town</b>	<b>Avg Time in Town per day</b>	<b>Max Daily Time in Town</b>	<b>Min Daily Time in Town</b>
<b>Troop</b>	64.7	-12.3	22	158:00	7:10	12:45	1:17
<b>Individuals</b>	79.8	+ 5.8	31	93:21	3:00	12:00	0:10

**Table 3.1** In Town Statistics for the Pringle Bay Troop for January 2023. Time is expressed in hours and minutes. Average daylength in January was 14 hours and 9 minutes.

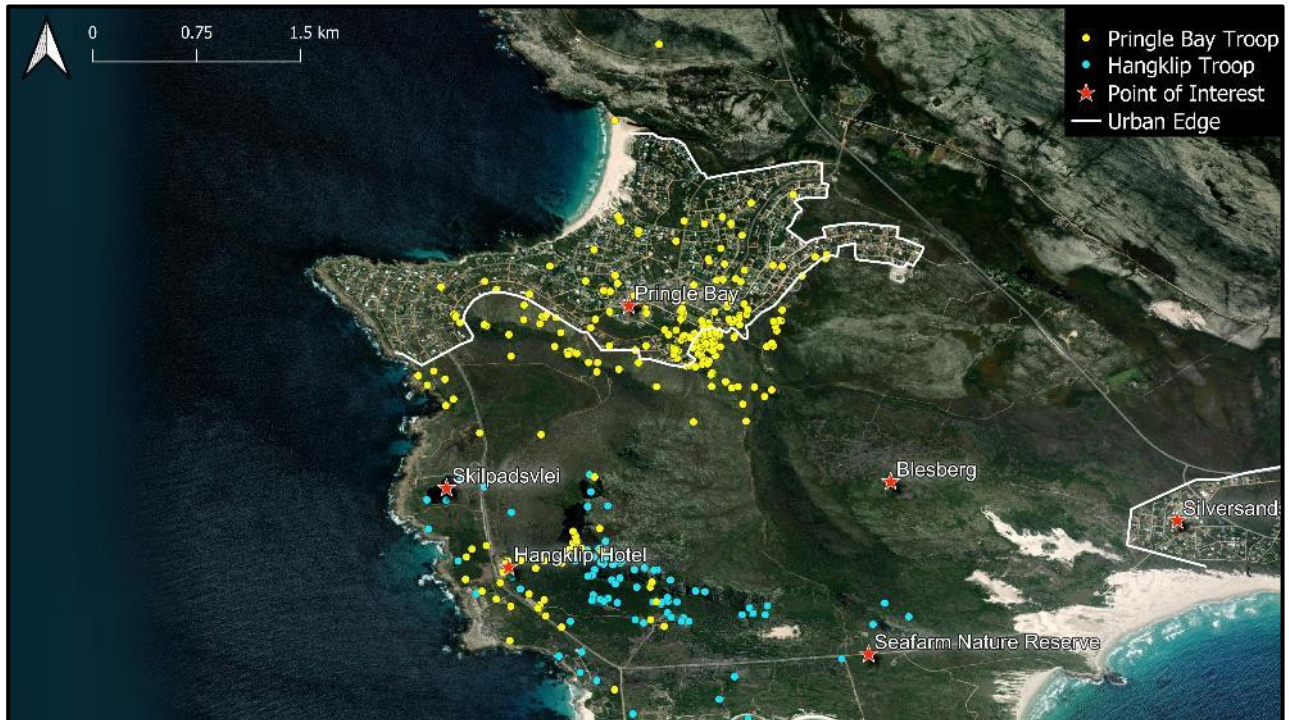


**Figure 3.1** Troop and individual daily time (minutes) in town (bars), and monthly (area) percentage Time in Town by the Pringle Bay Troop during January 2023.

### 1.1.6 NOTEWORTHY INCIDENTS

- On 13 January PBF5 was observed carrying her deceased infant. The death of the infant was not directly observed, but the cause was almost certainly infanticide. HWS staff observed a huge fighting commotion occurring in the area behind Lemoenkop on the afternoon of 12 January. The following morning the infant was observed dead and its mother, PBF5, had visible injuries on her right hand and left upper forelimb which she most probably sustained while trying to protect her infant. It is therefore most likely that the infant died as the result of infanticide.
- On 13 January, PBM2 began to associate with a female from the Hangklip Troop whilst the two troops were interacting. After 13 January PBM2 remained with the Hangklip Troop. He was last seen associating with the Pringle Bay Troop on 21 January when the Pringle Bay and Hangklip Troops interacted near the Hangklip Hotel.
- Several instances of feeding by residents were observed during January, including the provisioning of a whole watermelon by a resident of Pringle Bay.
- A resident was observed discharging a paintball marker at several juveniles.
- BTM1 was responsible for five snatching incidents during the month. BTM1 often hid in vegetation close to the CBD in order to access food being carried by residents.





**Figure 3.4** Map showing the GPS locations of PBF1 in the Pringle Bay Troop (Yellow) and of HKM3 in the Hangklip Troop (Cyan) during January 2023.

## HANGKLIP TROOP

### 1.1.7 IN TOWN STATISTICS

- December was the fifteenth consecutive month that no time in town was recorded for the Hangklip Troop.
- Individual time out of town remained at 100% because no individuals from the Hangklip Troop were recorded in the urban area during January.

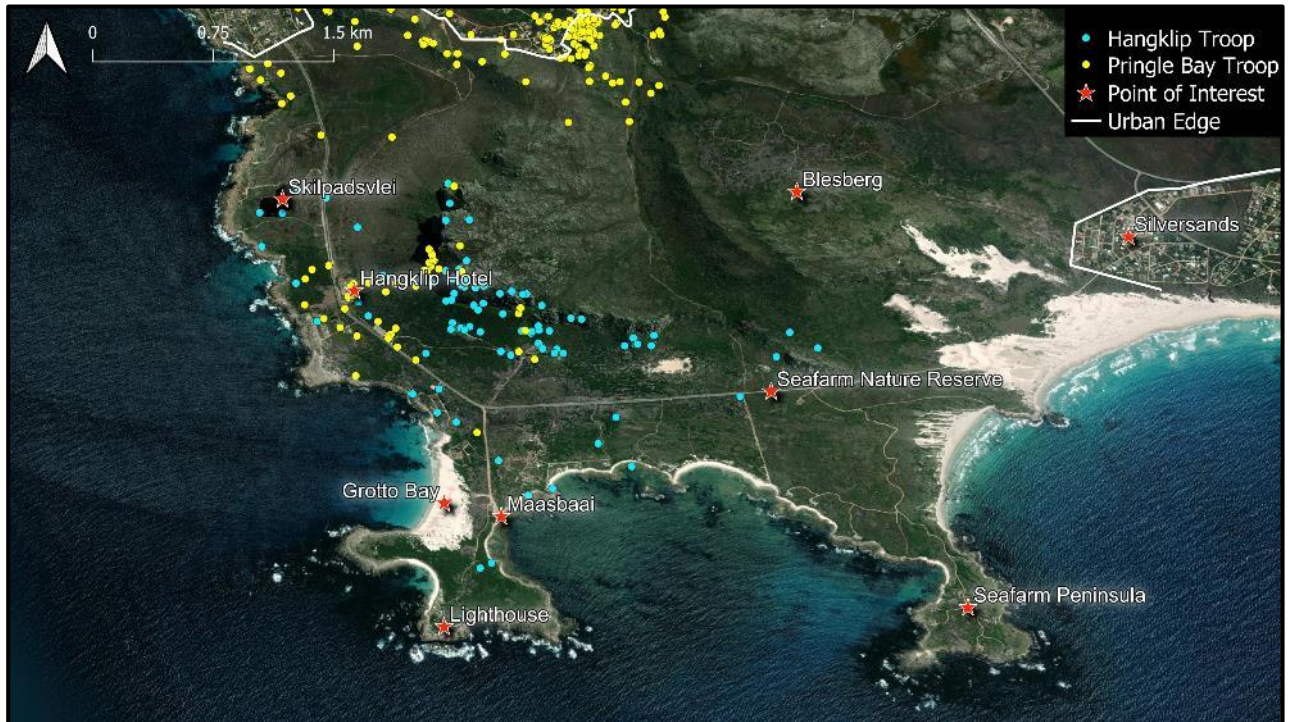
	% Out of Town	% Up or Down from Previous Month	Days Entered	Total Time in Town	Avg Time in Town per day	Max Daily Time in Town	Min Daily Time in Town
<b>Troop</b>	100.0	0.0	0	0:00	00:00	00:00	00:00
<b>Individuals</b>	100.0	0.0	0	0:00	00:00	00:00	00:00

**Table 4.1** In Town Statistics for the Hangklip Troop for January 2023. Time is expressed in hours and minutes. Average daylength in January was 14 hours and 9 minutes.

### 1.1.8 NOTEWORTHY INCIDENTS

- No incursions were recorded by the Hangklip Troop during December.
- On 14 January PBM2 was observed associating with the Hangklip Troop and was in the company of an adult female.
- On 19 January a car was observed feeding the baboons near the Hangklip Hotel.





**Figure 4.1** GPS locations of HKM3 in the Hangklip Troop (Cyan) and PBF1 in the Pringle Bay Troop (Yellow) as determined by their GPS collars during January 2023.

## SILVERSANDS TROOP

### 1.1.9 IN TOWN STATISTICS

- Troop time out of town increased from 99.7% in December to 100% during January.
- Time out of town by individuals increased from 97.8% in December to 98.1% in January.

	% Out of Town	% Up or Down from Previous Month	Days Entered	Total Time in Town	Avg Time in Town per day	Max Daily Time in Town	Min Daily Time in Town
<b>Troop</b>	100.0	+ 0.3	0	0:00	00:00	00:00	00:00
<b>Individuals</b>	98.1	+ 0.3	13	8:25	0:38	02:00	00:10

**Table 5.1** In Town Statistics for the Silversands Troop for January 2023. Time is expressed in hours and minutes. Average daylength in January was 14 hours and 9 minutes.

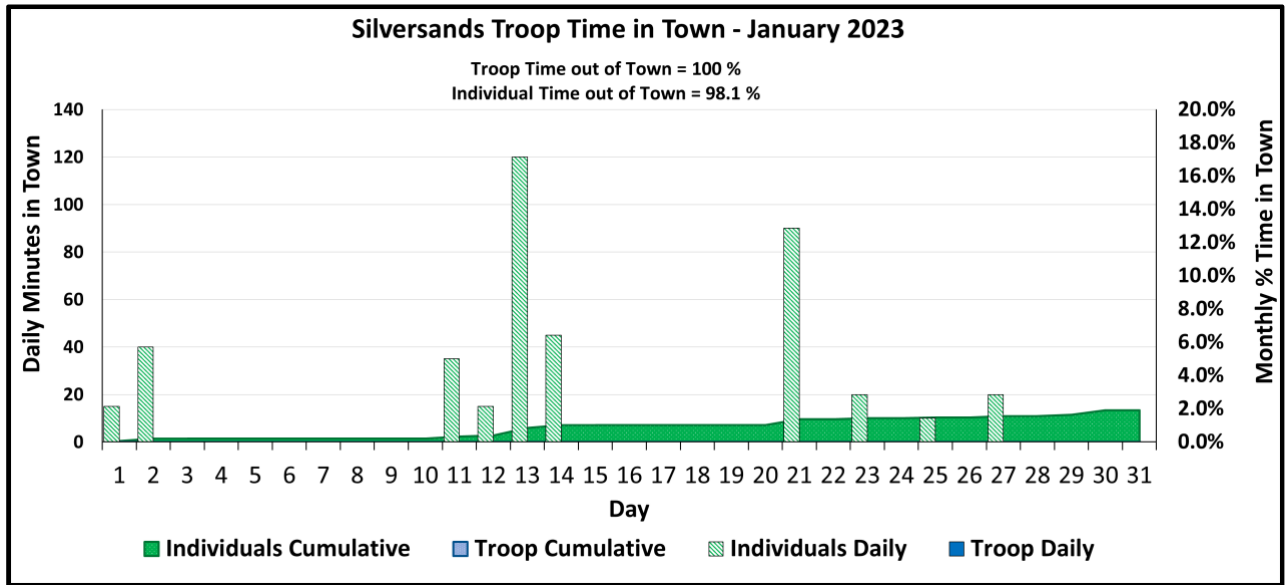


Figure 5.1 Troop and individual daily time (minutes) in town (bars), and monthly (area) percentage Time in Town by the Silversands Troop during January 2023.

### 1.1.10 NOTEWORTHY INCIDENTS

- Individuals from the Silversands Troop entered the urban area on 13 days during December.
- Two unoccupied house raids occurred during January, one committed by SSM1 and one by an unidentified male.

HWS: TROOP MONTHLY REPORT																																									
SECTOR		CLASSES OF BEHAVIOUR																																							
OVERSTRAND		1	2	3	4	5	6	7	8	9	10	11	12	13	14	15	16	17	18	19	20	21	22	23	24	25	26	27	28	29	30	31	TOTAL								
BABOON TROOP:	Silversands	1	2	3	4	5	6	7	8	9	10	11	12	13	14	15	16	17	18	19	20	21	22	23	24	25	26	27	28	29	30	31	TOTAL								
MONTH: January	YEAR: 2023	1	2	3	4	5	6	7	8	9	10	11	12	13	14	15	16	17	18	19	20	21	22	23	24	25	26	27	28	29	30	31	TOTAL								
BABOON ID		1	2	3	4	5	6	7	8	9	10	11	12	13	14	15	16	17	18	19	20	21	22	23	24	25	26	27	28	29	30	31	TOTAL								
Troop																																									
SSM1 (short tail)			1	1									1	1	1,2							1,5		1		1		1													
SSM2																																									
UnID Males																																									
UnID Male													1,5	1																											
UnID Sub-Male																																									
UnID Females																																									
UnID Female																																									
UnID Individuals			1								1		1																												
UnID Juveniles																																									
%																																									
TIME SPENT IN TOWN (Minutes)																																									
Troop		0																																							
Individuals		1,918329	15	40							*	35	15	120	45																										
Roost:		AM	?	?	?	?	?	?	?	?	?	?	?	?	?	?	?	?	?	?	?	?	?	?	?	?	?	?	?	?	?	?	?	?	?	?	?	?	?	?	
Roost:		PM	?	?	?	?	?	?	?	?	?	?	?	?	?	?	?	?	?	?	?	?	?	?	?	?	?	?	?	?	?	?	?	?	?	?	?	?	?	?	
Roost Sites		7	Unknown										2	Facebrick house above koppie										3						4						5					
		6											7											8						9						10					
		11											12											13						14						15					
		16											17											18						19						20					
		21											22											23						24						25					
		26											27											28																	
ID Features of Baboons																																									
General remarks		Please note that numbers in red indicate non-urban raids or incursions. * indicates individuals were seen in town but were not seen entering and/or leaving. These data were therefore estimated.																																							

Figure 5.2 The Silversands Troop incident sheet for January 2023.

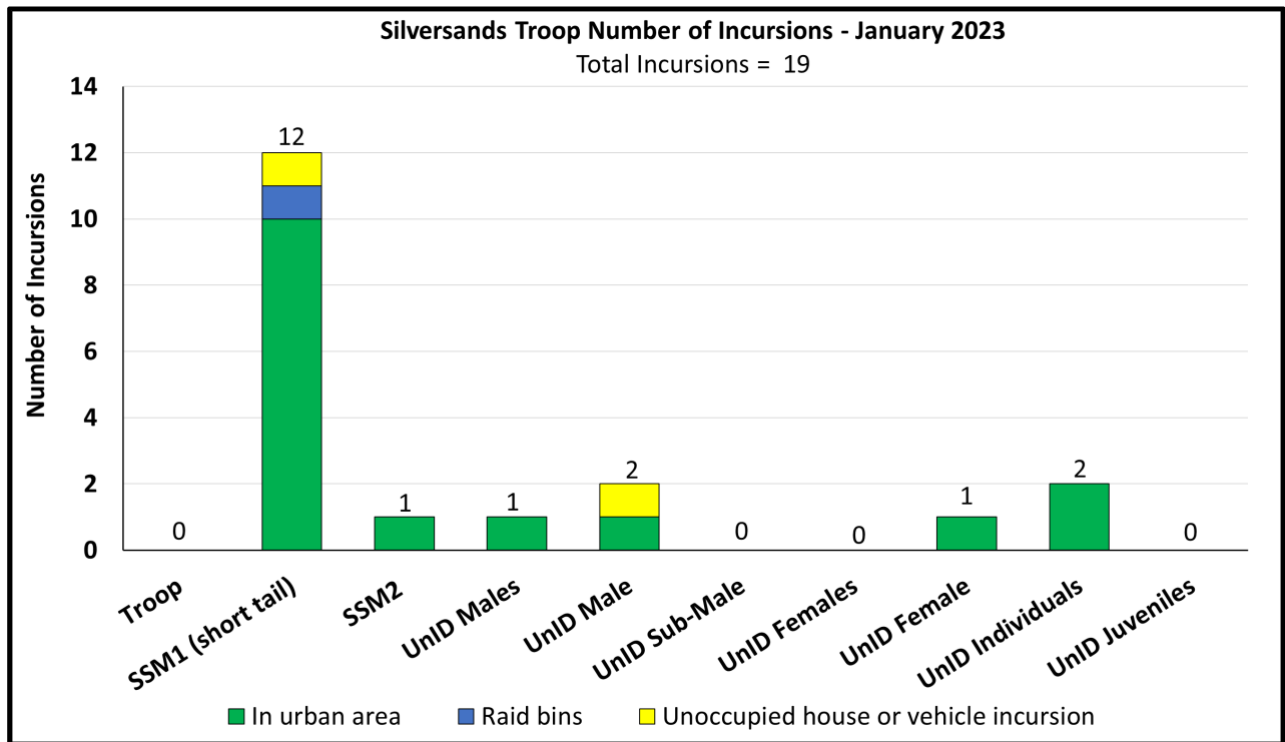


Figure 5.3 Number of incursions by the Silversands Troop and individuals during January 2023.

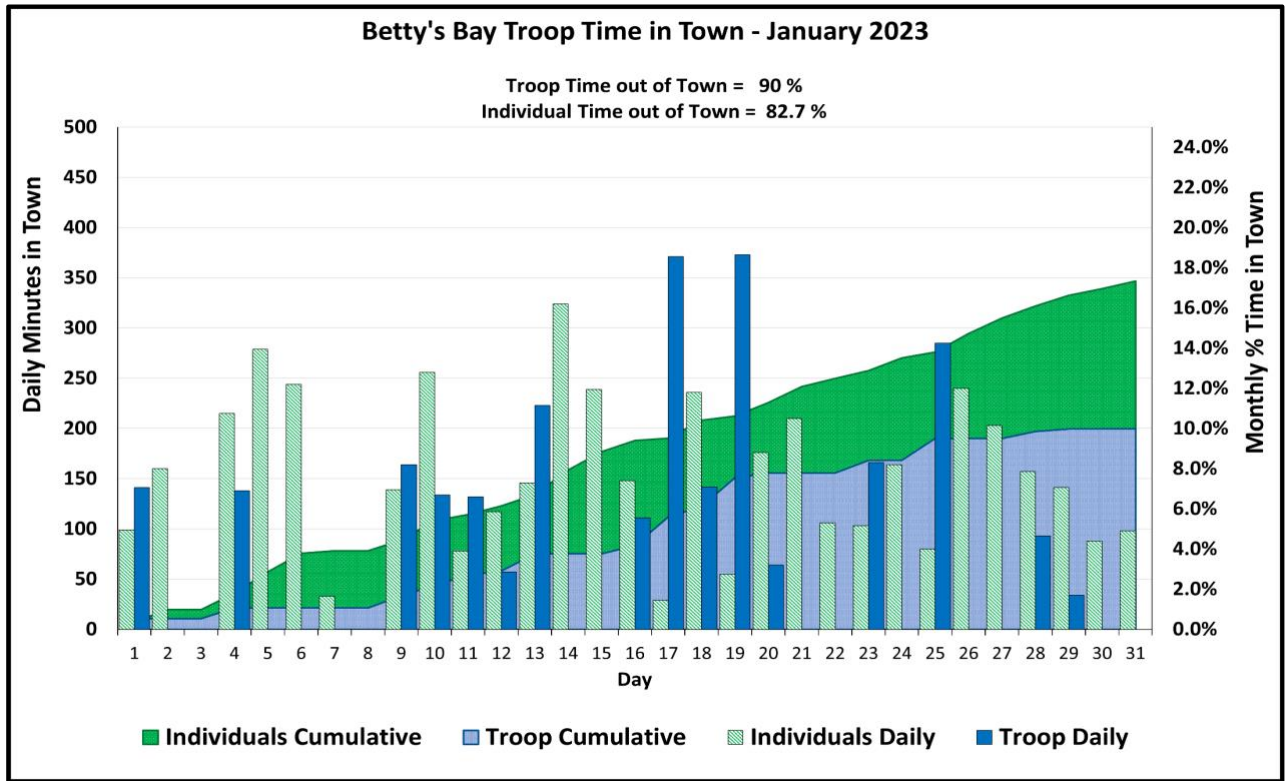
## BETTY'S BAY TROOP

### 1.1.11 IN TOWN STATISTICS

- Troop time out of town decreased from 94.3 % during December to 90 % in January.
- Individual baboons time out of town decreased during January, from 86.8 % in December to 82.7 %.

	% Out of Town	% Up or Down from Previous Month	Days Entered	Total Time in Town	Avg Time in Town per day	Max Daily Time in Town	Min Daily Time in Town
<b>Troop</b>	90.0	- 4.3	18	43:48	2:44	6:13	0:34
<b>Individuals</b>	82.7	- 4.1	29	76:03	2:37	5:24	0:29

Table 6.1: In Town Statistics for the Betty's Bay Troop for January 2023. Time is expressed in hours and minutes. Average daylength in January was 14 hours and 9 minutes.



**Figure 6.1** Troop and individual daily time (minutes) in town (bars), and monthly (area) percentage Time in Town by the Betty’s Bay Troop during January 2023.

### 1.1.12 NOTEWORTHY INCIDENTS

- On 7 January the Oudebosch Troop was observed on the plateau north of the Zigzag Trail. At the time of this observation, the Betty’s Bay Troop was in the burnt trees inside Leopards Kloof.
- Six separate incidents involving snatching or stealing food were recorded during January (two by BBF2 and four by BBM4). The majority of these incidents occurred in Harold Porter Botanical Gardens.

HWS: TROOP MONTHLY REPORT																																				
SECTOR		CLASSES OF BEHAVIOUR																																		
OVERSTRAND		1	2	3	4	5	6	7	8	9	10	11	12	13	14	15	16	17	18	19	20	21	22	23	24	25	26	27	28	29	30	31	TOTAL			
BABOON TROOP:	BETTY'S BAY	1	2	3	4	5	6	7	8	9	10	11	12	13	14	15	16	17	18	19	20	21	22	23	24	25	26	27	28	29	30	31	TOTAL			
MONTH: January	YEAR: 2023	1	2	3	4	5	6	7	8	9	10	11	12	13	14	15	16	17	18	19	20	21	22	23	24	25	26	27	28	29	30	31	TOTAL			
Troop		1			1					1	1	1	1	1	1	1	1	1	1	1	1	1	1	1	1	1	1	1	1	1	1	1	18			
BBM2	M	1,6	1		1	1		1		1	1	1	1	1,6	1	1,2								1,6	1	1	1	1,6				1	28			
BBM4	M	1			1					7	1	1	1	1,6	1,7	1						7		1	1,6	1	1	1,6	1,6	1,6	1,7	1,6	1,6	30		
BBF1	F												1								1	1	1										7			
BBF2	F		6							7													7										4			
Unid Male	M																																			
Unid Females	F					1	1					1	1								1								1			1	7			
Unid Female	F	1	1		1,2,2	1,6				1	1			1,6	1	1	1			1		1,2		1	1	1	1	1	1,6			1	26			
Unid Individuals							1			1	1	1	1	1	1	1	1	1	1														10			
Unid Juveniles		1	1		1		1			1	1	1	1	1	1	1							1	1	1	1	1,6	1,6,6	1	1		1	23			
		TIME SPENT IN TOWN (Minutes)																																		
Troop	%	141			138					164	134	132	57	223			111	371	142	373	64			166		285	*	*	93	34		43.80				
Individuals	%	99	160		215	279	244	33		139	256	78	117	146	324	239	148	29	236	55	176	210	106	103	164	80	240	203	157	141	88	98	76.05			
Roost:	AM	1	1	12	2	13	13	2	2	2	1	8	1	2	2	5,2	5,2	1	17	1	1	1	1	10	10	1	3	1	1	1	1	1	10			
Roost:	PM	1	12	2	13	2	2	2	18	1	8	1	2	2	5,2	5,2	1	17	1	1	1	1	10	10	1	3	1	1	1	1	1	1	10			
Roost Sites		1											2																							
		6											7																							
		11											12																							
		16											17																							
		21											22																							
		26											27																							
ID Features of Baboons																																				
General remarks	Please note that numbers in red indicate non-urban raids or incursions.																																			

**Figure 6.2** The Betty’s Bay Troop incident sheet for January 2023.



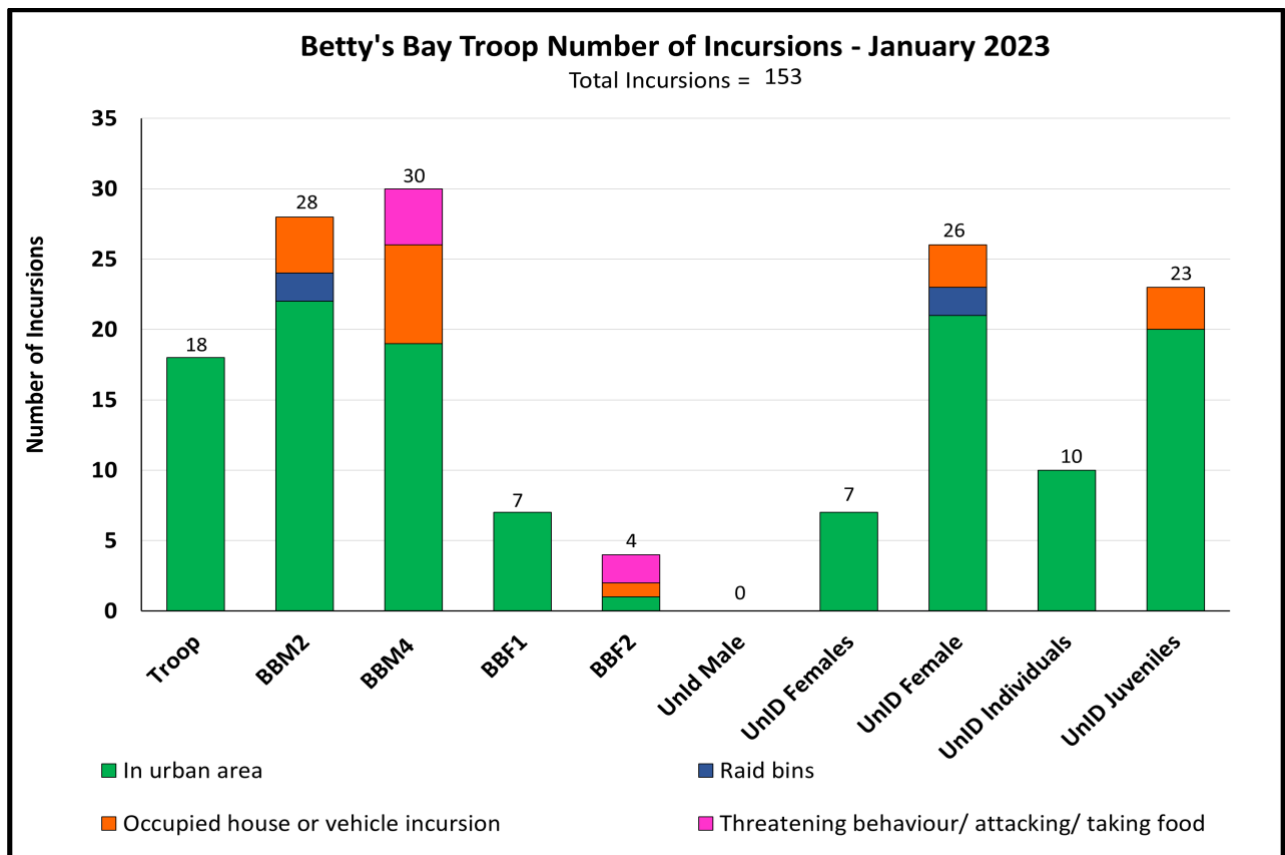


Figure 6.3 Number of incursions by the Betty’s Bay Troop and individuals during January 2023.

### BIRTHS, DEATHS & MIGRATIONS

- No births were recorded in the Western Overstrand, whilst one death was recorded in Pringle Bay during January.
- One potential migration was recorded, with PBM2 emigrating from the Pringle Bay Troop into the Hangklip Troop.

### GENERAL COMMENTS – ALL TROOPS

#### POPULATION CHARACTERISTICS

During January there was a total of two deaths and no births recorded in the managed population of baboons (**Table 7.1**). An infant in Pringle Bay died, almost certain as the result of infanticide, whilst a Vogelgat individual was struck by a motor vehicle (**Table 7.2**). One potential migration was observed in January when PBM2 joined the Hangklip Troop on 13 January after associating closely with a female in the Hangklip Troop. It is possible that this move may be permanent.

Troop	October	June	June	June	January 2023			Total observed Births	Total observed Deaths	Total observed Migrations
	2019	2020	2021	2022	Births	Deaths	Emigration / Immigration	(1 July 2022 to 31 January 2023)	(1 July 2022 to 31 January 2023)	(1 July 2022 to 31 January 2023)
Voëlklip	29	29	27	37	0	0	0	0	1	0
Vogelgat	N/A	22*	29	27	0	1	0	0	2	-1
Onrus	N/A	N/A	25*	24*	0	0	0	0	0	0
Hamilton Russel	N/A	N/A	21*	25	0	0	1	0	0	+2
Pringle Bay	16	16	17	14	0	1	-1	2	2	+1
Betty's Bay	N/A	19	20	23	0	0	0	5	5	0
Hangklip	N/A	N/A	30	38	0	0	1	0	1	+1
Silversands	N/A	N/A	43	41*	0	0	0	0	1	0
<b>Total</b>	<b>45</b>	<b>64</b>	<b>166</b>	<b>228</b>	<b>0</b>	<b>2</b>	<b>1</b>	<b>7</b>	<b>12</b>	<b>+3</b>

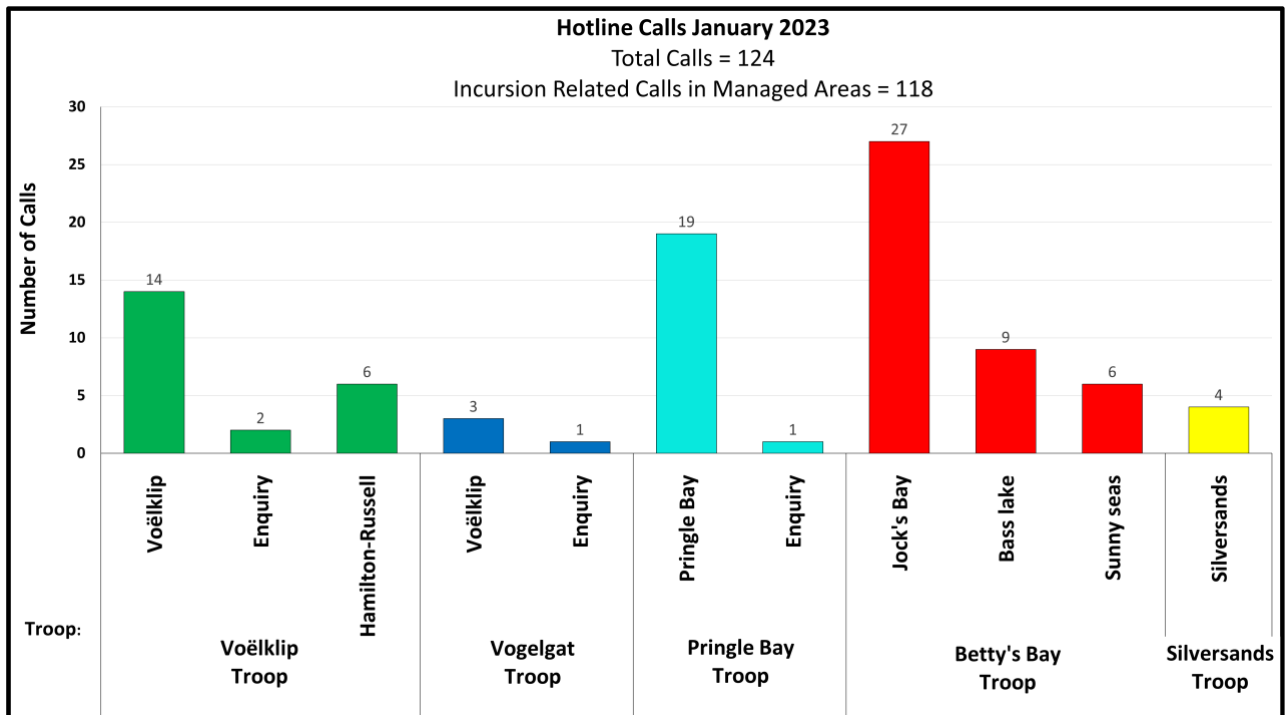
**Table 7.1:** Population data for the managed troops in the Overstrand in January 2023. Emigration /Immigration figures show animal movements between troops. \* Troop sizes were estimated, because they were not seen enough to get accurate counts. Note: Troop numbers are counted once a year in June. Troop numbers are not updated during the year by just counting births and deaths, because these may occur without being observed by field rangers.

Deaths	2019/20 (October - June)	2020/21 (July - June)	2021/22 (July 2021 - June 2022)	2022/23 (July 2022 - January 2023)	January 2023	TOTAL (since October 2019)
Management	3	0	1	0	0	4
Human Induced (HID)	1	2	9	7	1	19
Direct *	1	2	8	6	1	17
Indirect **	0	0	1	1	0	2
Natural	2	7	7	3	1	19
Unknown	0	0	2	2	0	4
<b>TOTAL DEATHS</b>	<b>6</b>	<b>9</b>	<b>19</b>	<b>12</b>	<b>2</b>	<b>46</b>

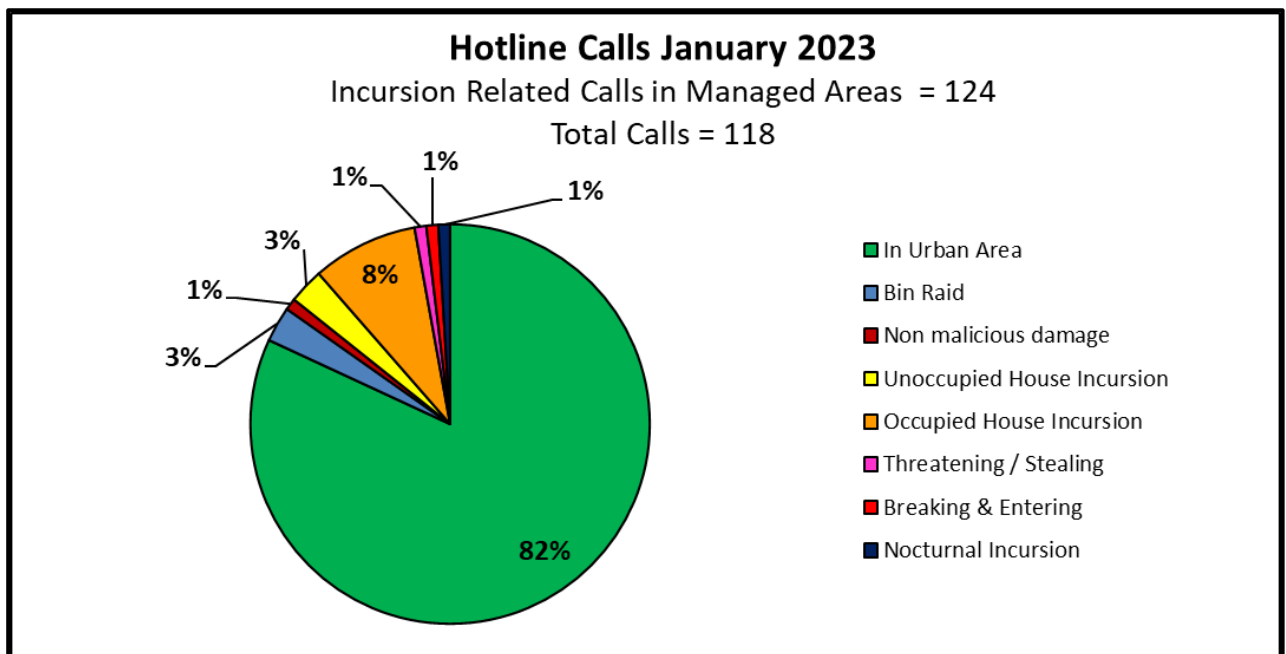
**Table 7.2:** Causes of baboon deaths since October 2019; \*Deaths caused directly by humans, such as motor vehicle accidents, shooting, poisoning and dogs. \*\*Deaths caused indirectly by humans such as electrocutions and fire.

## HOTLINE DATA

Incursion related hotline calls in managed areas decreased significantly, from 168 in December to 118 in January. The majority of calls came from Jock's Bay (n = 27), followed by Pringle Bay (n = 19) (**Figure 8.1**). There was a significant reduction in the number of calls regarding the Voëlklip Troop, reflecting their absence from the urban area for the majority of the month. Whilst the majority (82%) of hotline calls were made to alert HWS to the presence of baboons in the urban area (**Figure 8.2**), there was an increase in the number of reports concerning serious assertive behaviour, including Snatching; Breaking & Entering; and Nocturnal incursions.



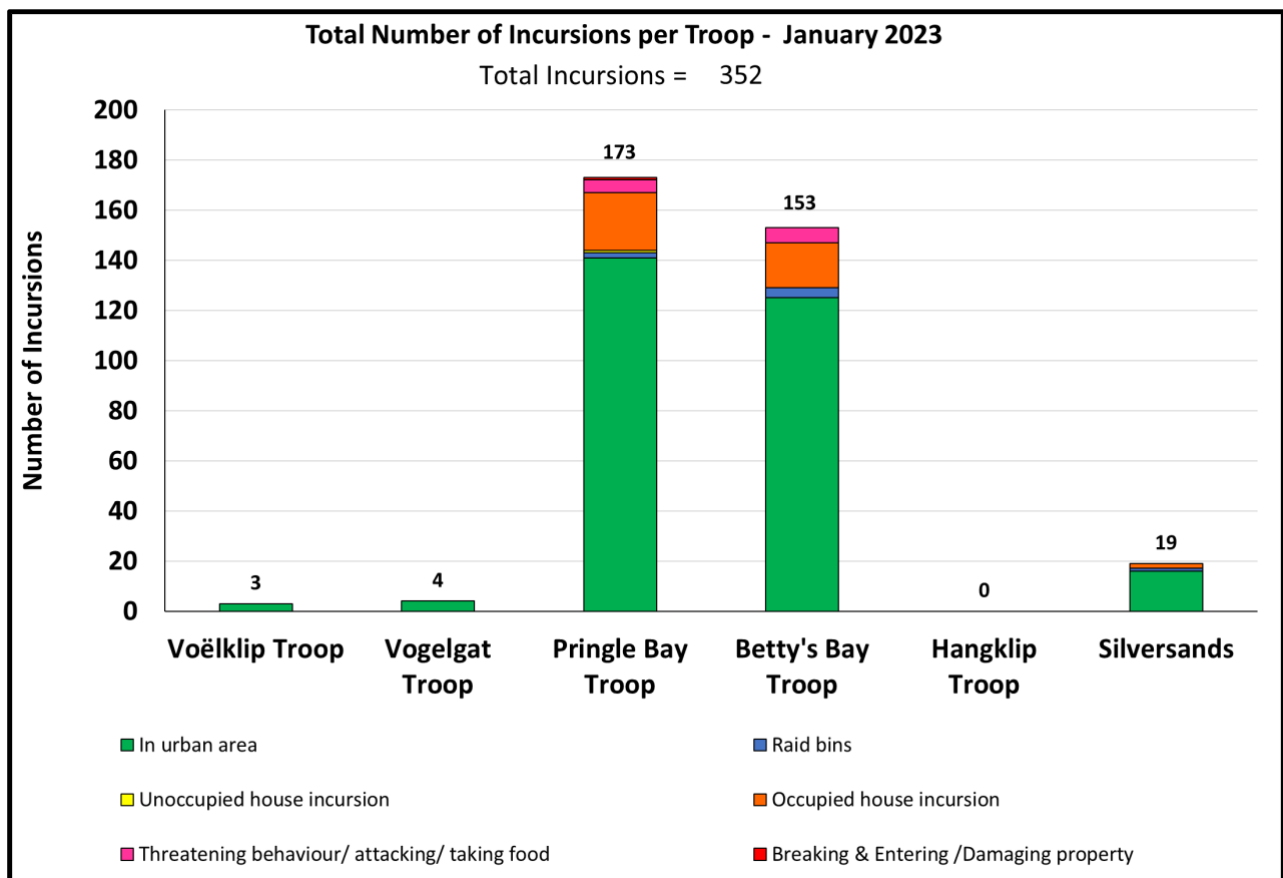
**Figure 8.1:** Hotline calls in baboon affected areas for January 2023. Incursion related hotline calls are calls reporting managed baboons in urban areas. Managed areas are those areas in which baboon troops are known to occur and are actively managed.



**Figure 8.2:** Composition of incursion-related hotline calls during January 2023. **Note:** This chart represents the composition of hotline calls, not the composition of known incursions by baboons.

## RECORDED INCURSIONS

The total number of incursions recorded during the month decreased from 415 during December to 352 in January (**Figure 9.1**) with the Pringle Bay and Betty’s Bay Troop responsible for 93% of all incursions. In the Western Overstrand the number of occupied house incursions decreased substantially from 71 in December to 43 in January, with the majority (n =23) occurring in Pringle Bay. Additionally, the number of bin raids decreased marginally from nine to seven during January. Unfortunately, the number of threatening or stealing instances doubled, with 11 snatching instances documented (five in Pringle Bay and six in Betty’s Bay). Furthermore, one breaking and entering incident was documented outside of Pringle Bay, involving the Pringle Bay Troop entering the Hangklip Hotel through a window that was broken by one of the Pringle Bay Troop.

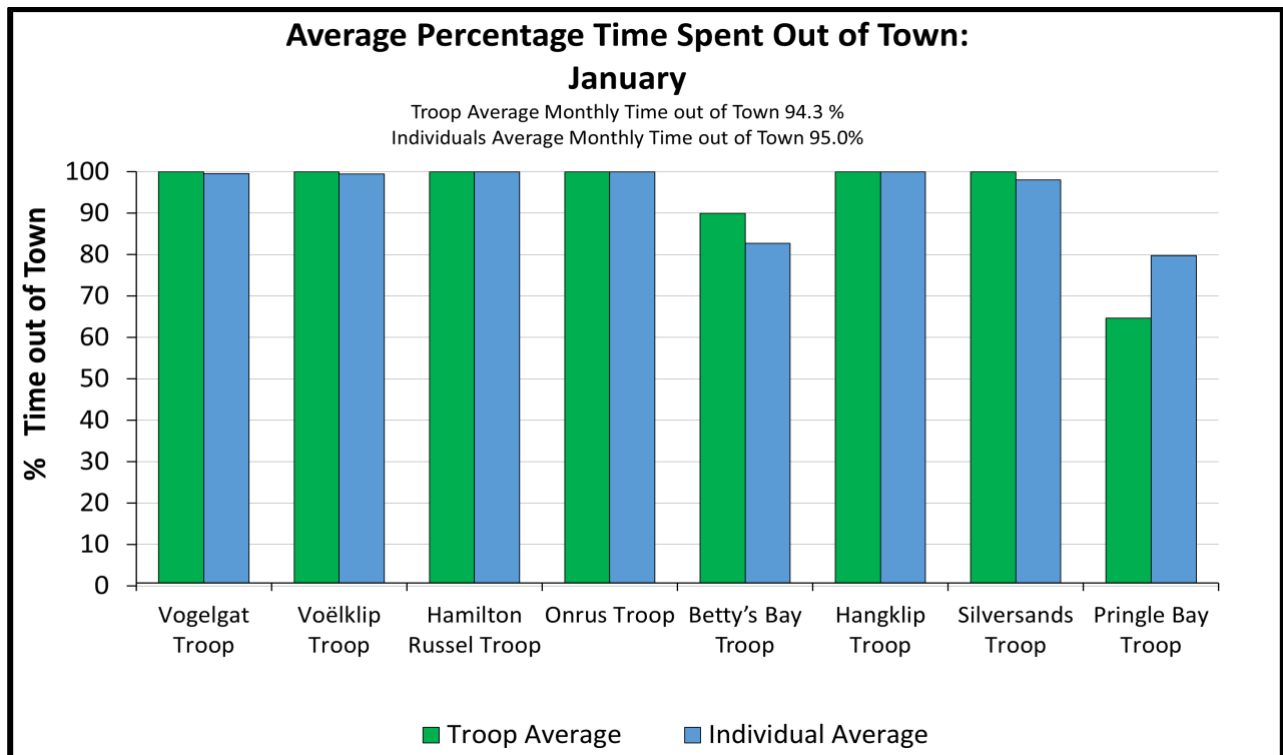


**Figure 9.1** Total observed incursions per troop during January 2023. **Note:** Observed incursions are not hotline related, but are incursions observed by HWS Field Staff.

## PERCENTAGE TIME OUT OF TOWN

The average time out of town by troops decreased during the month, from 96.2% to 94.3% (**Figure 9.2**), whilst individual time out of town increased from 93.4% in December to 95% in January. The decrease in average time out of town for troops is due to the Pringle Bay Troop spending significantly more of their time in the urban area during the month whilst the increased time out of town for individuals is due primarily to the absence of members of the Voëlkliip Troop from the urban area.





**Figure 9.2** Percentage time the managed baboon troops and individuals spent out of town during January 2023.

## **RECOMMENDATIONS**

- Ripening **fruit on fruit trees** in baboon-affected areas should be harvested to remove the attractant for baboons. **This is particularly important now during summer.**
- **Waste and recycling collection should be prioritised** to take place in the early mornings.
- Residents should not put out their waste **the night before** collection day.
- All bins used in baboon effected areas should be **baboon-proof and locked.**
- Baboon-proof bins are required throughout the western region of the Overstrand. Betty's Bay should be regarded as a high priority area because there are very few baboons proof bins in place. It is stipulated in the Overstrand Waste Management Bylaw that residents must use baboon proof bins in baboon effected areas.
- **Refuse bags** should not be left lying open on the sidewalk and easily available to baboons.
- **Open vegetable gardens** should be baboon proofed.
- Residents are strongly discouraged from feeding wildlife, including birds.
- Residents are encouraged to record and report the feeding of wildlife to the municipality, CapeNature, or to the baboon hotline (072 028 0008).

## **CONCLUSION**

There were significant improvements in behaviour of the Voëlklip Troop in the Eastern Overstrand after what was a challenging December. During January, the Voëlklip Troop as a whole was entirely absent from the urban area, with individuals from the troop only present in town on one day during the month. The troop instead utilised the mountains above Hermanus Heights, and areas within the Fernkloof Nature Reserve. No assertive incursions by members of the Voëlklip Troop were recorded during January. Further east, the Vogelgat Troop was absent from the urban area for a fourth consecutive month. However, individuals from the troop did enter town on two days at the end of January. Unfortunately, yet another baboon was killed along the R43. This was the sixth baboon from the Vogelgat Troop to have died as the result of being struck by a car since management of this troop began in August 2020. Furthermore, a second baboon, a member of an unmanaged troop near Stanford, was also struck and assumed killed by a motor vehicle in January.

The behaviour of the Pringle Bay and Betty's Bay Troops deteriorated during January, with both troops spending increased amounts of time in the urban area. This trend was most pronounced in Pringle Bay where the troop spent 35.3% of its time inside the urban area during January. Additionally, there was a significant increase in the number of snatching/stealing incidents, almost doubling since December from six to eleven. The occurrence of these incidents was split evenly between Pringle Bay and Betty's Bay. It should be noted that the relative reduction in the number of occupied house incursions by the Pringle Bay Troop (from 44 in December to 23 in January) was likely due to the absence of PBM2 (two occupied house incursions) from the urban area for the majority of the month. PBM2 was observed associating with a female from the Hangklip Troop from 13 January onwards, and was last seen associating with the Pringle Bay Troop on 21 January. It is worth noting that despite being absent from Pringle Bay itself, PBM2 started raiding homes around Hangklip, as reported via several hotline calls.

Sadly, another infant in the Pringle Bay Troop, the offspring of PBF5, died during the month. Whilst the action was not directly observed, the cause of death was almost certainly infanticide. HWS staff observed a huge fighting commotion occurring in the area behind Lemoenkop on the afternoon of 12 January. The following morning the infant was dead and its mother was visibly wounded on her forelimbs. These injuries were most probably sustained while trying to protect her infant. After the death of this infant, the parents of the last remaining infant in the troop, HKM1 and PBF6, foraged and slept separately from the troop for the rest of the month. HWS also seldom observed this trio which clearly seemed to be hiding away from the rest of the troop, particularly the other males (Stoltz & Saayman, 1970). This is the third death by infanticide recorded in this troop over the past year. All of these incidents can be related to the high levels of intra-male conflict in this troop, which has only four adult females and had up to seven adult males at one time. Two of the males died from human induced causes (vehicle accident and poisoning).

On a more positive note, the Silversands Troop saw some improvement in behaviour over the month. The troop did not enter the urban area at all during January, and the amount of time spent in town by individuals also decreased. Furthermore, there were no occupied house incursions recorded although two incidents of unoccupied house raids were documented.

### **References**

Stoltz, LP\* & Saayman, G. (1970). Ecology and behaviour of baboons in the northern Transvaal. *Annals of the Transvaal Museum*, 26(5), 99-143.

### **HWS Holdings CC**