



© Human Wildlife Solutions

Human Wildlife Solutions

Overstrand

Monthly Report

October 2022

TABLE OF CONTENTS:

TABLE OF CONTENTS:	2
INTRODUCTION	3
OVERSTRAND EAST TROOPS	4
1.1 VOËLKLIP TROOP	4
1.2 VOGELGAT TROOP	6
1.3 ONRUS TROOP	7
1.4 HAMILTON RUSSEL TROOP	7
1.5 BIRTHS, DEATHS & MIGRATIONS	7
OVERSTRAND WEST TROOPS	8
1.6 PRINGLE BAY TROOP	8
1.7 HANGKLIP TROOP	10
1.8 SILVERSANDS TROOP	11
1.9 BETTY'S BAY TROOP	13
1.10 BIRTHS, DEATHS & MIGRATIONS	16
1.11 VIRTUAL FENCE USE	16
GENERAL COMMENTS – ALL TROOPS	16
1.12 POPULATION CHARACTERISTICS	16
1.13 HOTLINE DATA	17
1.14 RECORDED INCURSIONS	18
1.15 PERCENTAGE TIME OUT OF TOWN	19
1.16 RECOMMENDATIONS	20
CONCLUSION	21

INTRODUCTION

This monthly report covers the period from 1 October to 31 October 2022.

In the Eastern Overstrand, individuals from the Voëlklip Troop decreased the amount of time they spent in the urban area during October. As with the previous month, individuals from the Voëlklip Troop were strongly attracted to fruiting trees along the urban edge, in particular those of the loquat. Fortunately, despite the increased amount of time the troop spent in the urban area, no assertive incursions were recorded for any members of the Voëlklip Troop.

Further east, the Vogelgat Troop was entirely absent from the urban area during the month. It is likely that the presence of the Voëlklip Troop in the mountains above eastern Voëlklip, combined with the use of the virtual fence, served as a powerful deterrent for the Vogelgat Troop. There have however been reports of non-urban raiding by members of the Vogelgat Troop in properties along the R43 and Kleinrivier Estuary, in particular the buildings at Blue Crane Park.

In the Western Overstrand, the Betty's Bay Troop returned to Betty's Bay on 1 October. Since then, the troop has spent significantly more time in the urban area and as a result the number of incursions almost doubled. It should be noted however that this increase was predominantly from non-assertive incursions.

The Pringle Bay Troop spent significantly less time (32%) in town this month and as a troop did not enter the urban area on 13 days, as opposed to only two days out of town during September. During these days out of town the troop was mainly in the Buffelstahl catchment area to the north of town, or to the south of town towards Hangklip. As a result of this much longer time out of town, the number of incursions recorded reduced by about half compared to September. Nevertheless, the troop still recorded 45 assertive raids, and of these 35 were occupied house incursions and six were for threatening or stealing behaviours. In contrast to this, the Betty's Bay Troop recorded 14 assertive raids with no records of threatening or stealing food from humans.

It is clear from the above statistics that the Pringle Bay Troop has taken over from the Betty's Bay Troop as being the most assertive / aggressive in terms of entering occupied houses and taking food directly or indirectly from humans. This can be ascribed to the highly habituated nature of PBM2, which grew up in Pringle Bay, and the presence of four other adult males which have been allowed to settle in Pringle Bay. This troop therefore has a highly unnatural sex ratio strongly in favour of males.

Elsewhere in the Western Overstrand, the Hangklip Troop continued to remain out of urban area, foraging in the sandveld and along the coast. The Silversands Troop was present in the urban area on three days during the month. Unfortunately, the feeding of baboons continued in the Silversands area during October. As a result of this behaviour, males from the Silversands Troop engaged in two occupied house incursions in residences near to the feeding sites. As stated in previous reports, the provisioning of food for wildlife remains a significant obstacle to successful management.

OVERSTRAND EAST TROOPS

VOËLKLIP TROOP

1.1.1 IN TOWN STATISTICS

- Troop time out of town increased during October from 99% to 100%.
- Time out of town for individuals increased from 86.7% in September to 91.3% during October.

	% Out of Town	% Up or Down from Previous Month	Days Entered	Total Time in Town	Avg Time in Town per day	Max Daily Time in Town	Min Daily Time in Town
Troop	100.0	+1.0	0	0:00	00:00	00:00	00:00
Individuals	91.3	+4.6	12	34:47	2:53	06:28	00:10

Table 1.1: In Town Statistics for the Voëklip Troop for October 2022. Time is expressed in hours and minutes. Average daylength in October was 12 hours and 57 minutes.

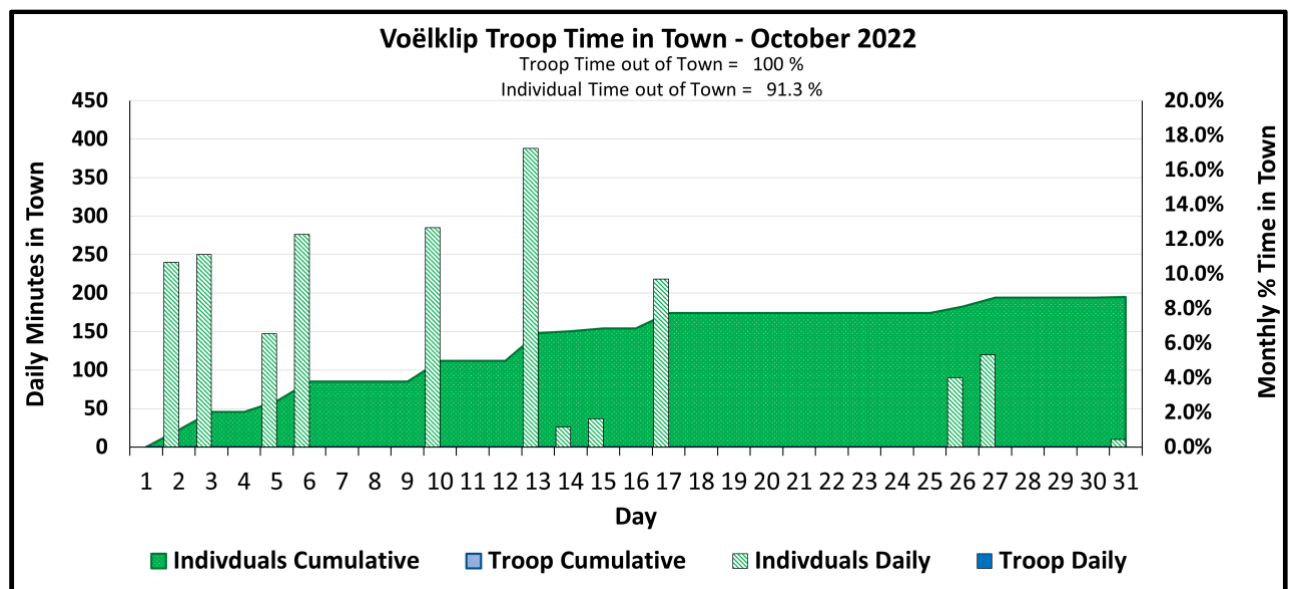


Figure 1.1 Troop and individual daily time (minutes) in town (bars), and monthly (area) percentage Time in Town by the Voëklip Troop during October 2022.

1.1.2 NOTEWORTHY INCIDENTS

1.1.2.1 HERMANUS HEIGHTS & GOLF COURSE

- Baboons from the Voelklip Troop entered Hermanus Heights on only one day during October, despite sleeping above the suburb on several nights during the month.

HWS: TROOP MONTHLY REPORT																																		
SECTOR		CLASSES OF BEHAVIOUR																																
OVERSTRAND		1	In urban area	4	Attacking pets	7	Threatening behaviour/ attacking/ stealing food																											
BABOON TROOP: Voëlklip		2	Raid bins	5	Raid unoccupied house or vehicle	8	Breaking & Entering/Damaging property																											
MONTH: October		3	Non malicious damage	6	Raid occupied house or vehicle	9	Nocturnal Raiding																											
YEAR: 2022																																		
BABOON ID	Sex	1	2	3	4	5	6	7	8	9	10	11	12	13	14	15	16	17	18	19	20	21	22	23	24	25	26	27	28	29	30	31	TOTAL	
Troop																																		
VGM1 BLUE TAG	M																																	
UNKM1	M			1		1	1,1							1,1		1		1										1						
VKF4 YELLOW TAG	F																																	
VKF5 RED TAG	F		1								1																							
VKF1 GREEN TAG	F																																	
VKF6 ORANGE TAG	F																																	
VKF7 PINK TAG	F			1			1						1																					
UnID Male	M																																	
UnID Males	M																																	
UnID Females	F			1,1		1,1	1,1,1							1	1	1												1	1					
UnID Female	F																																	
UnID Individuals			1			1								1																				
UnID Juveniles																																		
		%	TIME SPENT IN TOWN (Minutes)																													HRS		
Troop		0.0																														0.00		
Individuals		8.7	240	250		147	276						285					388	26	37									90	120			10	34.78
Roost:	AM	2	5	5	6	8	14	14	6	12	7	7	12	8	8	7	17	15	14	17	17	9	6	2	2	4	3	21	8	13	6	6	9	2
Roost:	PM	5	5	6	8	14	6	6	8	6	12	8	15	17	17	14	17	15	6	8	2	2	22	4	4	21	8	9	6	6	6	9	2	5
Roost Sites		1	Golf Course		2	Heights Dam		3	Green Kloof		4	Platte Klip		5	Adder Ladder																			
		6	Lower Dam		7	Middle Dam		8	Upper Dam		9	Dragon's Back		10	Droë Kloof																			
		11	Blaaie Kloof		12	Big Titanic/Cave		13	Small Titanic		14	10th Ave Kloof		15	11th Ave Kloof																			
		16	A-Shape		17	Bos Klip		18	Hermanus Heights		19	Steyn's Kloof		20	In Town																			
		21	Tallie's Kloof		22	Kanonkop		23	BHB Waterfall		24	Rooiklip		25	ZigZag																			
		26	9th Avenue Kloof		27	Shade Rock		28	BOSKO		29	Groot Uitkyk		?	Unknown																			
ID Features of Baboons																																		
General remarks																																		

Figure 1.2: The Voëlklip Troop incident sheet for October 2022.

1.1.2.2 **VOËLKLIIP & FERNKLOOF**

- Individuals were recorded in Voëlklip on eight days, and in Fernkloof on three days, during October.

1.1.2.3 **GENERAL**

- As with the previous month, the Voëlklip Troop spent a significant portion of October in the eastern section of its home range, frequently using sleep sites near the three dams on the eastern side of Fernkloof Nature Reserve, as well as sleep sites in the kloofs above Voëlklip.
- Fruiting trees, especially Loquat Trees, in vacant or rental properties, continued to act as a significant attractants for members of the Voëlklip Troop.

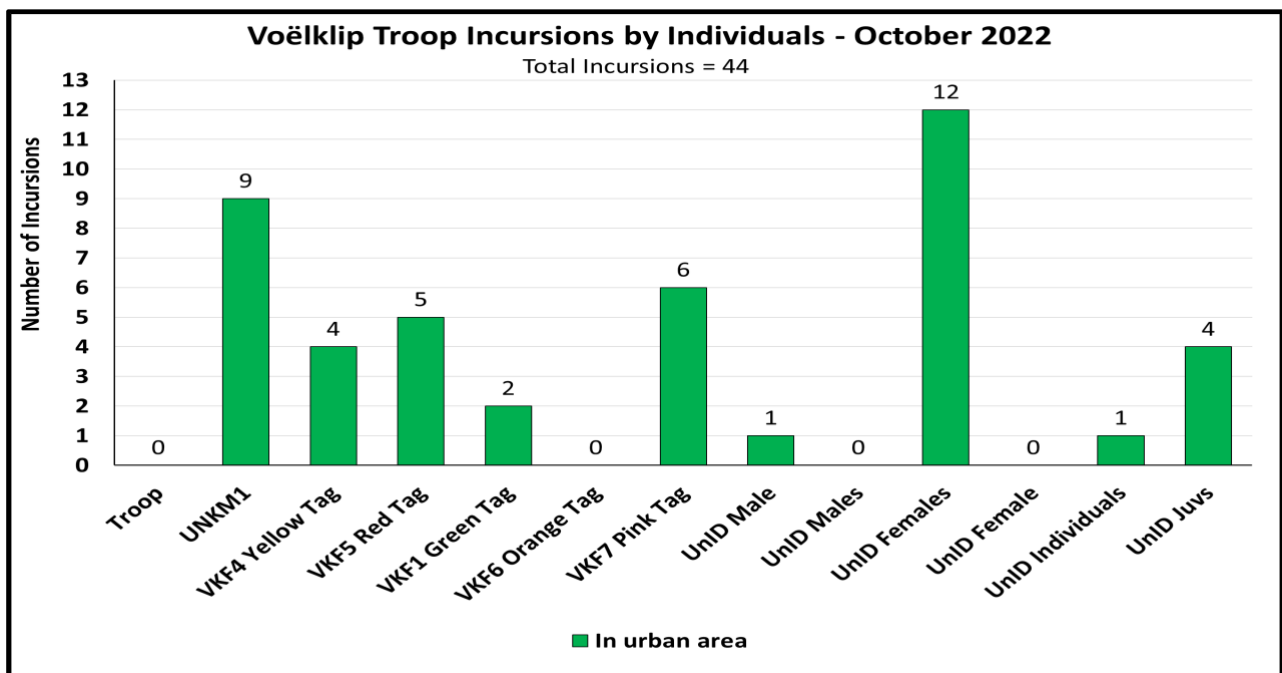


Figure 1.3 Number of incursions by the Voëlklip Troop and individuals during October 2022.

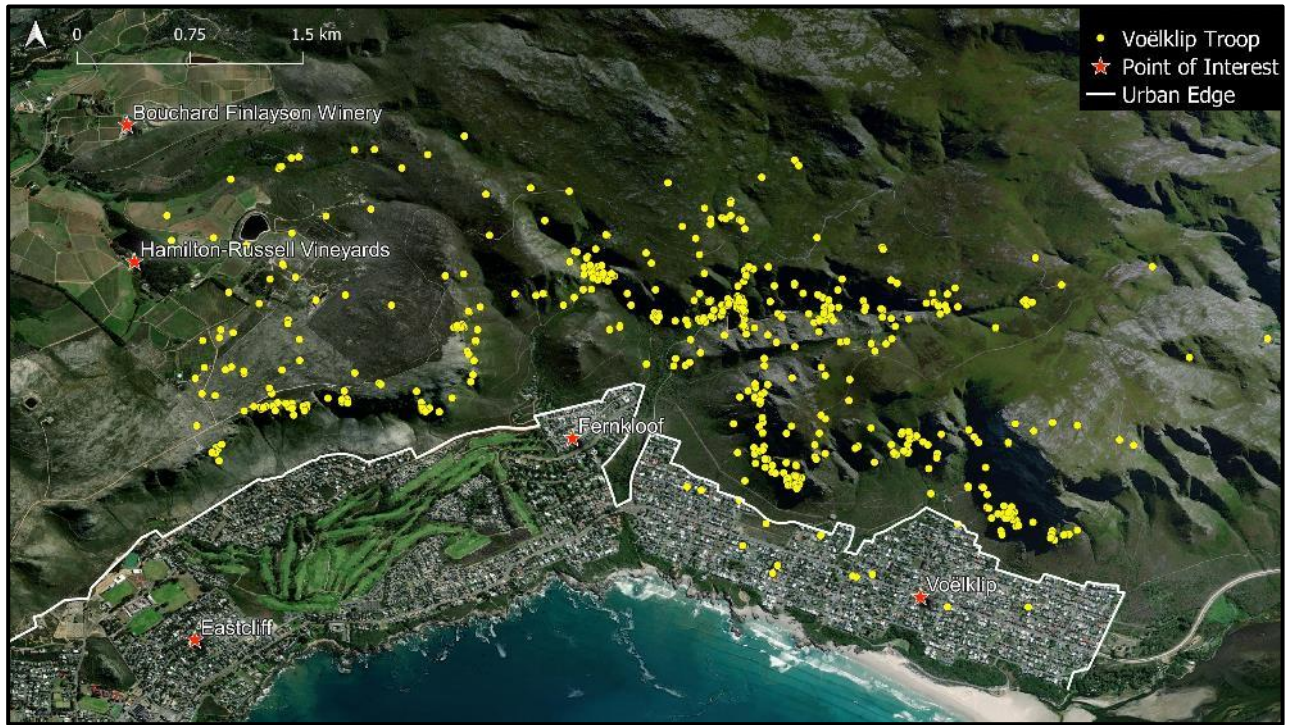


Figure 1.4 Map showing the GPS locations of VKF7 in the Voëklip Troop during October 2022.

VOGELGAT TROOP

1.1.3 IN TOWN STATISTICS

- Time out of Town for the troop increased from 99.6 % in September to 100 % in October.
- Time out of Town for individuals increased during from 99.3 % in September to 100% during October.

	% Out of Town	% Up or Down from Previous Month	Days Entered	Total Time in Town	Avg Time in Town per day	Max Daily Time in Town	Min Daily Time in Town
Troop	100.0	+ 0.4	0	0:00	0:00	0:00	0:00
Individuals	100.0	+ 0.7	0	0:00	0:00	0:00	0:00

Table 2.1 In Town Statistics for the Vogelgat Troop for October 2022. Time is expressed in hours and minutes. Average daylength in October was 12 hours and 57 minutes.

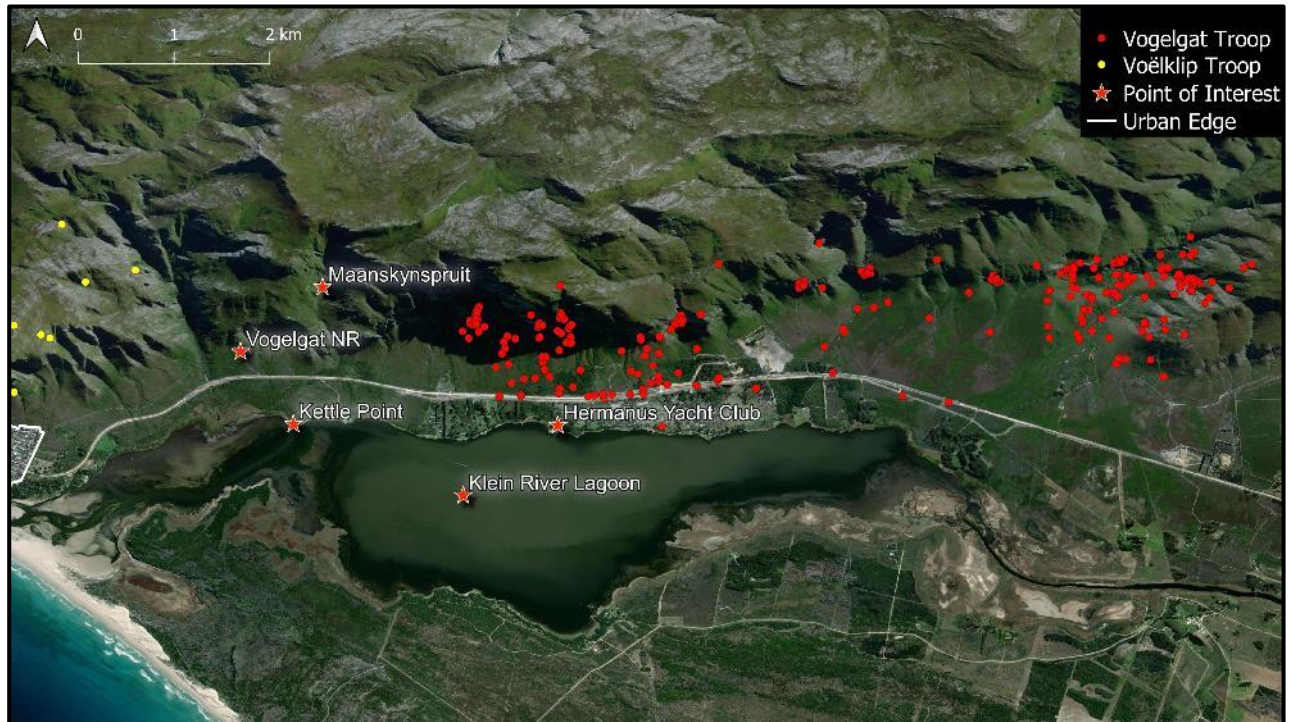


Figure 2.4 Map showing the location of VGM3 from the Vogelgat Troop during October 2022.

1.1.4 NOTEWORTHY INCIDENTS

- On 19 October a hotline call was received regarding an injured baboon 2km east of de Vette Mossel along the R43. A deceased baboon was found on the northern side of the R43 between Maanskynbaai turnoff and the Vogelgat Private Nature Reserve Road.

ONRUS TROOP

- The Onrus Troop was observed twice during October.
- The Onrus Troop was reported in the vacant plots in Leopard Rock on 16 October. Field Manager located the troop on the mountain above. VF was used successfully to deter the troop.
- On 26 October some baboons (presumably from the Onrus Troop) were reported in Hawston. When HWS staff arrived, they had left the urban area and were seen crossing the R43 towards the mountains to the east of Hawston.

HAMILTON RUSSEL TROOP

- There were no observations of the Hamilton-Russel Troop during October.

BIRTHS, DEATHS & MIGRATIONS

- No births were observed in the eastern Overstrand during October. One death was recorded in the Vogelgat Troop.

VIRTUAL FENCE

- In the Eastern Overstrand, the Virtual Fence was activated on three days during October.

OVERSTRAND WEST TROOPS

PRINGLE BAY TROOP

1.1.5 IN TOWN STATISTICS

- The time spent out of town by the Pringle Bay Troop increased considerably (31.9%) during October, with the troop spending 84.9 % of their time out of town.
- Time out of town by Pringle Bay Troop individuals also increased significantly with individuals spending 81.6% of their time out of town during October.

	% Out of Town	% Up or Down from Previous Month	Days Entered	Total Time in Town	Avg Time in Town per day	Max Daily Time in Town	Min Daily Time in Town
Troop	84.9	+ 31.9	18	63:39	3:32	6:19	0:55
Individuals	81.6	+ 10.1	27	75:44	2:48	9:11	0:30

Table 3.1 In Town Statistics for the Pringle Bay Troop for October 2022. Time is expressed in hours and minutes. Average daylength in October was 12 hours and 57 minutes.

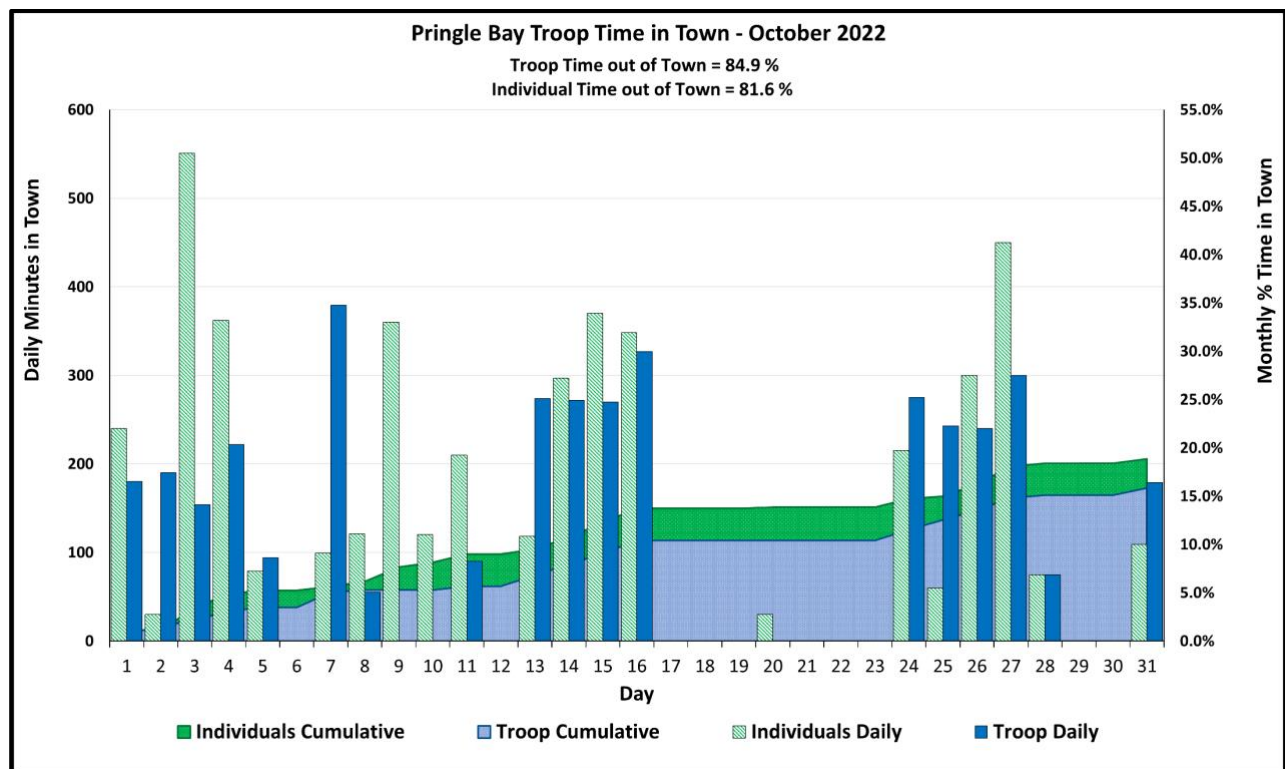


Figure 3.1 Troop and individual daily time (minutes) in town (bars), and monthly (area) percentage Time in Town by the Pringle Bay Troop during October 2022.

1.1.6 NOTEWORTHY INCIDENTS

- Three reports of feeding of baboons by residents were received during October.
- Six instances of baboons engaging in stealing or threatening behaviour were recorded. BTM1 was recorded snatching food from shoppers in the CBD on 16 and 24 October, whilst PBM2 stole eggs from a shopper on 31 October.
- The Buffelsrivier Troop was observed on 21 October near the Pringle Bay in the Buffelstahl Dam catchment area. A male from the Buffelsrivier Troop was observed approaching the Pringle Bay Troop over the next two days.
- One car raid was observed during October. REM1 gained entry into a vehicle in the Pringle Bay CBD on 31 October.

HWS: TROOP MONTHLY REPORT																																	
SECTOR		CLASSES OF BEHAVIOUR																															
OVERSTRAND		1	2	3	4	5	6	7	8	9	10	11	12	13	14	15	16	17	18	19	20	21	22	23	24	25	26	27	28	29	30	31	TOTAL
BABOON TROOP:		PRINGLE BAY		In urban area		Raid bins		Non malicious damage		Attacking pets		Unoccupied house or vehicle incursion		Occupied house or vehicle incursion		Threatening behaviour/ attacking/ stealing food		Breaking & Entering/Damaging property		Nocturnal incursion													
MONTH: October		YEAR: 2022																															
BABOON ID	Sex	1	2	3	4	5	6	7	8	9	10	11	12	13	14	15	16	17	18	19	20	21	22	23	24	25	26	27	28	29	30	31	TOTAL
Troop		1	1	1	1	1		1	1			1			1	1	1								1	1	1	1	1	1		1	18
PBM2	M	6	1		1			6	6						1	1								1	6	6	7.7	6	6	1	7	15	
BRM2	M																															5	
UKM2	M	1	1											1														1	1			3	
BTM1 (Blue tag)	M	3	6	1	1							1		1	1	6	7				1			1	7			2		1	13		
HKM1	M			1	1					1		1											2		1		1				5	13	
REM1	M	1			1			6	6	1	1			5	6		6.6							1					1		9		
PBF1	F				1			6.6	6	1	1				6	6												6				9	
PBF4	F																															2	
PBF5	F																6													1		2	
PBF6	F															1	6															2	
UnID Male					6										2				2				6		6			7			2	7	
UnID Females		1	6	1	1						1			1	1																1	8	
UnID Female		5								1	1															6	1	6.6		6	9		
UnID Individuals						1																					6			1	3		
UnID Juvenile					1																										1		
UnID Juveniles		5		6				6			1	1				6											6				7		
		TIME SPENT IN TOWN (Minutes)																															
		%	180	190	154	222	94	379	55		90		274	272	270	327									275	243	240	300	75		179	63.65	
Troop		15.1	180	190	154	222	94	379	55		90		274	272	270	327									275	243	240	300	75		179	63.65	
Individuals		18.4	240	30	551	362	79	99	121	360	120	210	*	118	297	370	348			*		30		*	*	215	60	300	450	75	*	109	75.73
Roost:		AM	10	1	1	10.1	5	2	2	1	31	1	1	10	14	1.10	5	1	10	30	30	30	17	14	14	32	1	5	1	1	10	14	30
Roost:		PM	1	1	10.1	5	2	2	1	31	1	1	10	18	1.10	5	1	10	30	30	30	18	18	14	18	1	4	1	1	10	14	30	1
Roost Sites		1	6	11	16	21	26	31	32	33	34	35	36	37	38	39	40	41	42	43	44	45	46	47	48	49	50	51	52	53	54	55	
ID Features of Baboons		1	6	11	16	21	26	31	32	33	34	35	36	37	38	39	40	41	42	43	44	45	46	47	48	49	50	51	52	53	54	55	
General remarks		Please note that the numbers in red indicate non-urban raids or incursions. * indicates individuals were seen in town but were not seen entering and/or leaving. These data were therefore estimated.																															

Figure 3.2 The Pringle Bay Troop incident sheet for October 2022. * Individual was not observed either entering or leaving town. Time in town was therefore estimated.

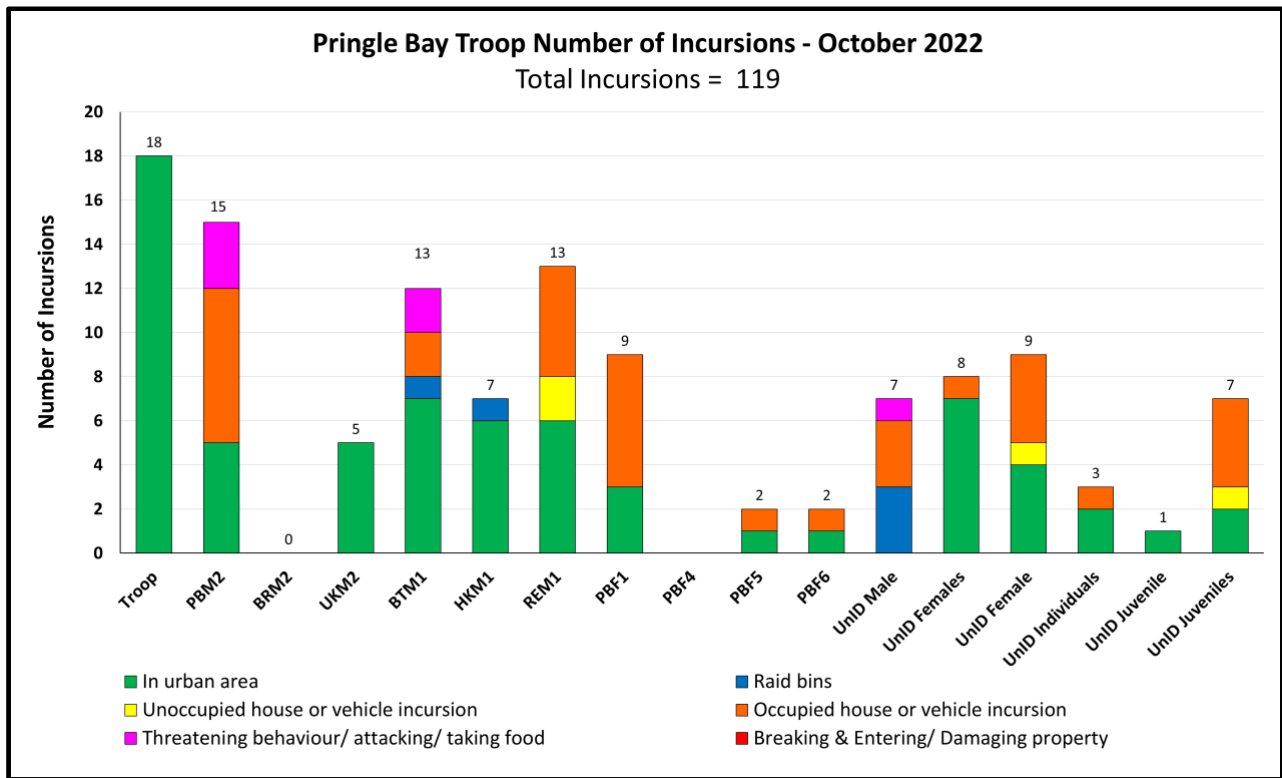


Figure 3.3 Number of incursions for the Pringle Bay Troop and individuals during October 2022.



Figure 3.4 Map showing the GPS locations of PBF1 in the Pringle Bay Troop (Yellow) and HKM3 in the Hangklip troop (Red) during October 2022.

HANGKLIP TROOP

1.1.7 IN TOWN STATISTICS

- October was the twelfth consecutive month that no time in town was recorded for the Hangklip Troop.
- Individual time out of town remained at 100% as no individuals from the Hangklip Troop

were recorded in the urban area during October.

	% Out of Town	% Up or Down from Previous Month	Days Entered	Total Time in Town	Avg Time in Town per day	Max Daily Time in Town	Min Daily Time in Town
Troop	100.0	0.0	0	0:00	00:00	00:00	00:00
Individuals	100.0	0.0	0	0:00	00:00	00:00	00:00

Table 4.1 In Town Statistics for the Hangklip Troop for October 2022. Time is expressed in hours and minutes. Average daylength in October was 12 hours and 57 minutes.

1.1.8 NOTEWORTHY INCIDENTS

- No incursions were recorded by the Hangklip Troop during October.
- The Hangklip Troop predominately used the southern portion of its home range, with ranging activity often focussed along the coast and around the Seafarm Nature Reserve. The troop moved towards the dunes adjacent to Silversands on one day during October.

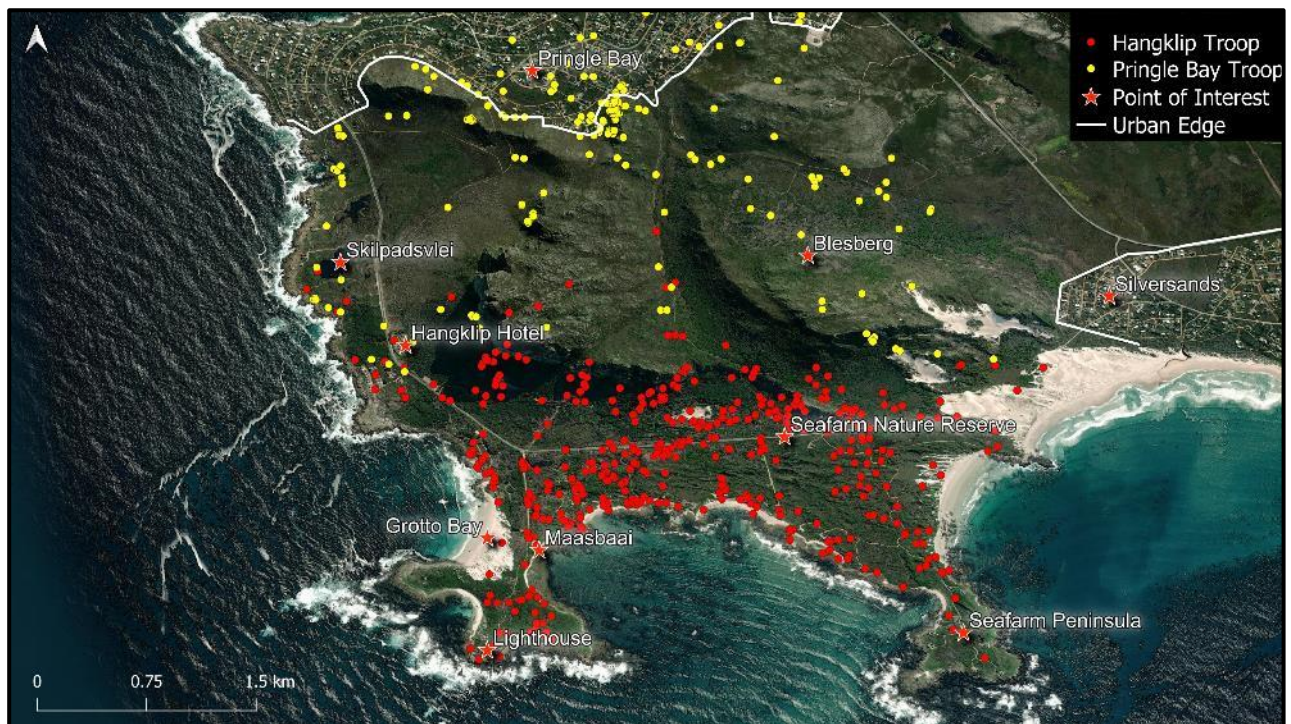


Figure 4.2 GPS locations of HKM3 in the Hangklip Troop (Red) and PBF1 in the Pringle Bay Troop (Yellow) as determined by their GPS collars during October 2022.

SILVERSANDS TROOP

1.1.9 IN TOWN STATISTICS

- Troop time out of town decreased from 100% in September to 98.7% during October.
- Time out of town by individuals increased by 0.4% from 96.1% in September to 96.5% in October.

	% Out of Town	% Up or Down from Previous Month	Days Entered	Total Time in Town	Avg Time in Town per day	Max Daily Time in Town	Min Daily Time in Town
Troop	98.7	-1.3	3	5:12	1:44	03:08	00:34
Individuals	96.5	+ 0.4	16	15:24	0:57	02:56	00:10

Table 5.1 In Town Statistics for the Silversands Troop for October 2022. Time is expressed in hours and minutes. Average daylength in October was 12 hours and 57 minutes.

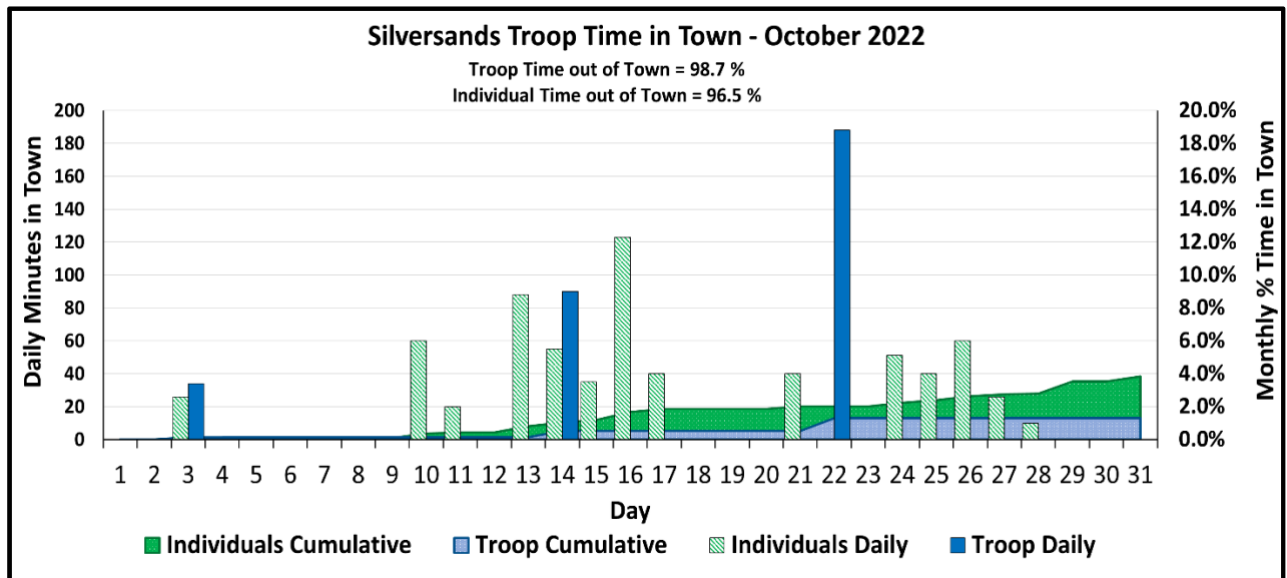


Figure 5.1 Troop and individual daily time (minutes) in town (bars), and monthly (area) percentage Time in Town by the Silversands Troop during October 2022.

1.1.10 NOTEWORTHY INCIDENTS

- Individuals from the Silversands Troop entered the urban area on 16 days during October.
- The Silversands Troop entered the urban area on three days during October.
- Several instances of feeding were recorded during October, with feeding concentrated around Serruria Circle.
- Two occupied house incursions, by two different males, were recorded during October. Both instances occurred after the baboon had been foraging on Human Derived Food or birdseed in gardens nearby.

HWS: TROOP MONTHLY REPORT																																		
SECTOR										CLASSES OF BEHAVIOUR																								
OVERSTRAND										1	In urban area	4	Attacking pets	7	Threatening behaviour/ attacking/ stealing food																			
BABOON TROOP: Silversands										2	Raid bins	5	Unoccupied house or vehicle incursion	8	Breaking & Entering/Damaging property																			
MONTH: October YEAR: 2022										3	Non malicious damage	6	Occupied house or vehicle incursion	9	Nocturnal incursion																			
BABOON ID	Sex	1	2	3	4	5	6	7	8	9	10	11	12	13	14	15	16	17	18	19	20	21	22	23	24	25	26	27	28	29	30	31	TOTAL	
Troop				1											1																		3	
SSM1 (short tail)				1								1		1									1									7		
SSM2											1	1			1	1	1,6									1	1					11		
UnID Males											1			1			1,6															6		
UnID Male																	1,6									1		1				2		
UnID Sub-Male																																2		
UnID Females																																1		
UnID Female																																2		
UnID Individuals																											1					1		
UnID Juveniles																																1		
		%	TIME SPENT IN TOWN (Minutes)																												HRS			
Troop		1.3																															5.20	
Individuals		3.5		34							60	20		88	55	35	123	40							40								14.17	
Roost:	AM	?	?	?	?	?	?	?	?	?	?	?	?	?	?	?	?	?	?	?	?	?	?	?	?	?	?	?	?	?	?	?		
Roost:	PM	?	?	?	?	?	?	?	?	?	?	?	?	?	?	?	?	?	?	?	?	?	?	?	?	?	?	?	?	?	?	?		
Roost Sites	7	Unknown										2																						
	6																																	
	11																																	
	16																																	
	21																																	
	26																																	
ID Features of Baboons																																		
General remarks		Please note that numbers in red indicate non-urban raids or incursions. * indicates individuals were seen in town but were not seen entering and/or leaving. These data were therefore estimated.																																

Figure 5.2 The Silversands Troop incident sheet for October 2022.

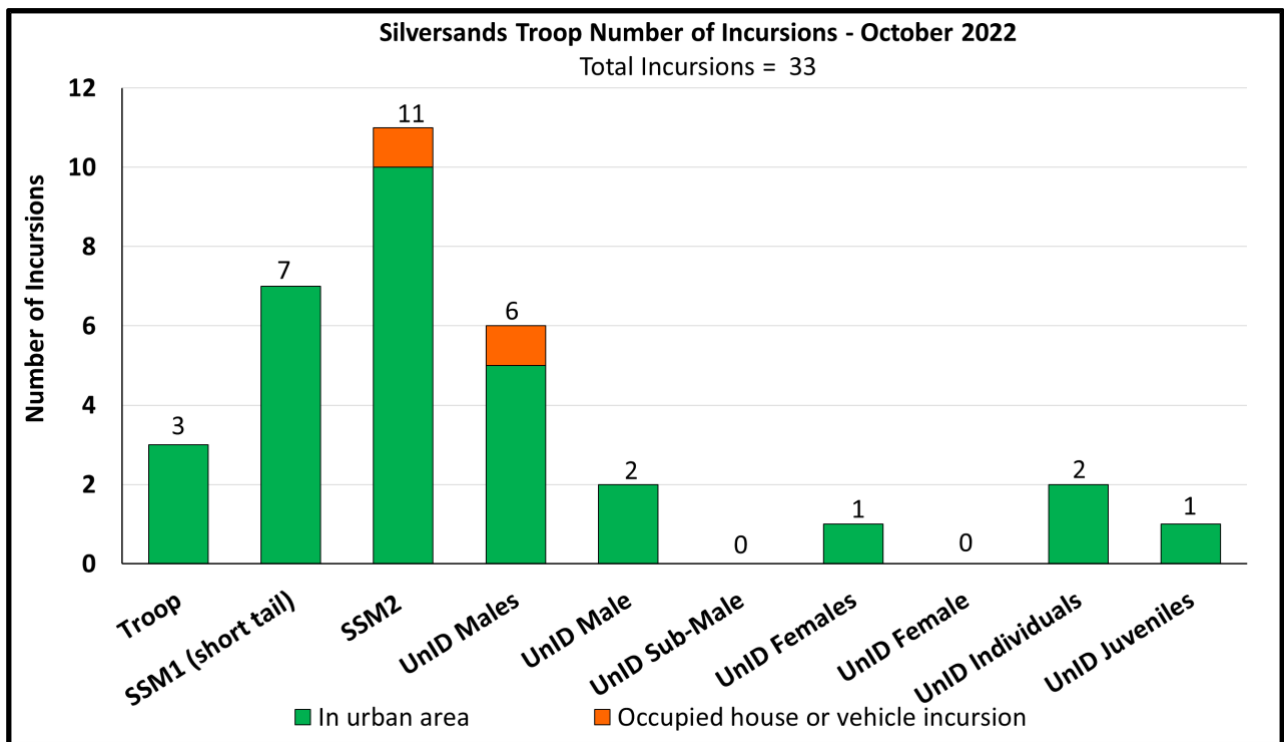


Figure 5.3 Number of incursions by the Silversands Troop and individuals during October 2022.

BETTY'S BAY TROOP

1.1.11 IN TOWN STATISTICS

- Troop time out of town decreased from 96.9% during September to 90.2% during October.
- Individual baboons time out of town decreased from 88.9% in September to 88% during October.

	% Out of Town	% Up or Down from Previous Month	Days Entered	Total Time in Town	Avg Time in Town per day	Max Daily Time in Town	Min Daily Time in Town
Troop	90.2	-6.7	26	39:16	1:30	3:18	0:16
Individuals	88.0	-0.9	29	48:23	1:40	4:42	0:13

Table 6.1: In Town Statistics for the Betty’s Bay Troop for October 2022. Time is expressed in hours and minutes. Average daylength in October was 12 hours and 57 minutes.

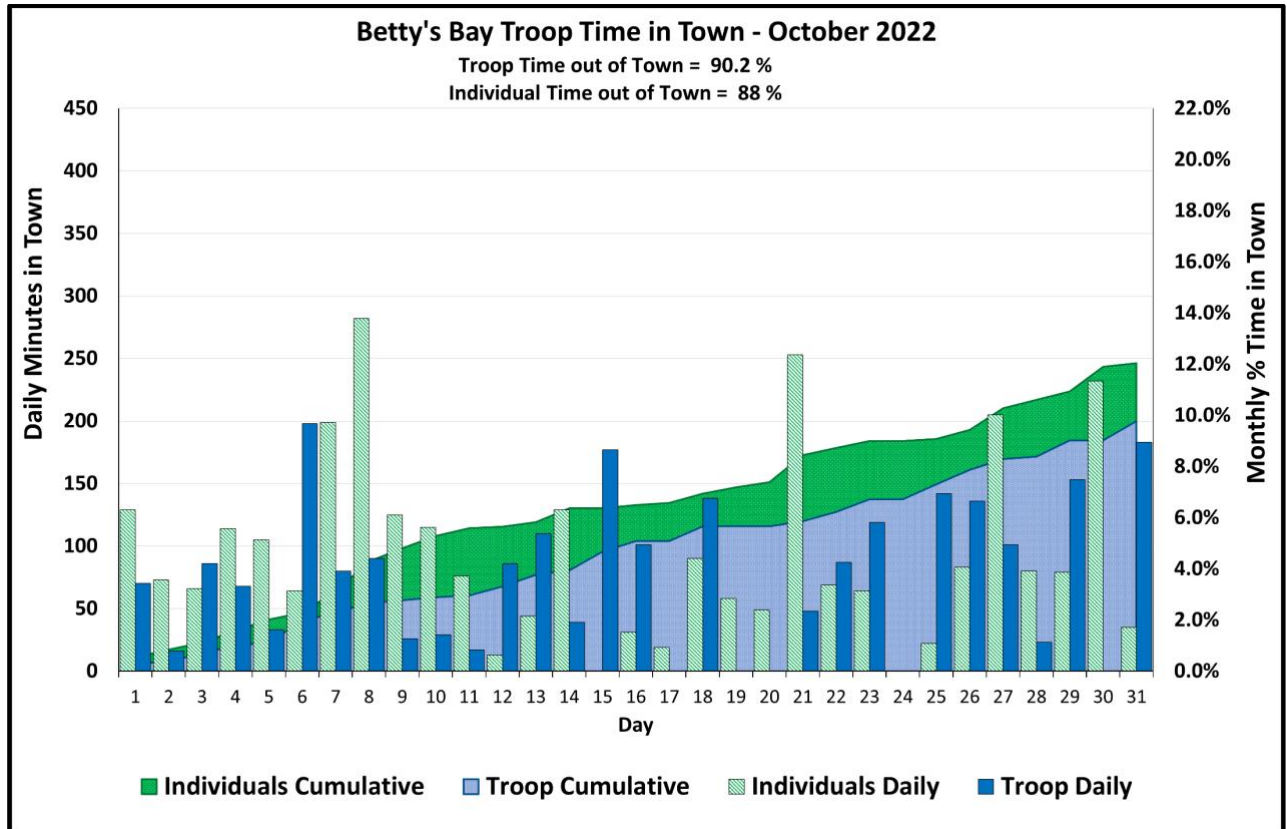


Figure 6.1 Troop and individual daily time (minutes) in town (bars), and monthly (area) percentage Time in Town by the Betty’s Bay Troop during October 2022.

1.1.12 NOTEWORTHY INCIDENTS

- On 1 October the Betty’s Bay Troop returned to Betty’s Bay from Kleinmond
- On 6 October BBM2 broke the glass on a sliding door. This is the first instance of this behaviour since the euthanasia of BBM1 in September 2021.
- On 12 October a resident of Betty’s Bay discharged a pellet gun at baboons that entered her house through an open sliding door. No injuries were observed.
- On 26 October BBF1 was observed with a new-born infant.

- On 27 October a juvenile was struck by a vehicle on Clarence Drive while the troop was crossing the road. The juvenile was observed limping after the incident, but it was still able to keep up with the troop for the rest of the day. On 28 October the juvenile was observed still limping, prompting a veterinary assessment of the injuries. The juvenile was captured at 15h59 that day. A veterinary assessment identified a torn muscle in the left hind limb and a laceration on the inside right forelimb, as well as some bruising. X-rays revealed no broken bones. The juvenile was treated for these injuries and, in accordance with the vet’s recommendation, was held in captivity for two days. The juvenile was released at 09h45 on 30 October. On 31 October the juvenile was observed moving without difficulty and had reintegrated with the rest of the troop successfully.

HWS: TROOP MONTHLY REPORT																																	
SECTOR		CLASSES OF BEHAVIOUR																															
OVERSTRAND		1	2	3	4	5	6	7	8	9	10	11	12	13	14	15	16	17	18	19	20	21	22	23	24	25	26	27	28	29	30	31	TOTAL
BABOON TROOP:		BETTY'S BAY		1 In urban area		4 Altercation with pets		7 Threatening behaviour/ attacking/ stealing food																									
MONTH: October		YEAR: 2022		2 Raid bins		5 Unoccupied house or vehicle incursion		8 Breaking & Entering/Damaging property																									
				3 Non malicious damage		6 Occupied house or vehicle incursion		9 Nocturnal incursion																									
BABOON ID	Sex	1	2	3	4	5	6	7	8	9	10	11	12	13	14	15	16	17	18	19	20	21	22	23	24	25	26	27	28	29	30	31	TOTAL
Troop		1	1	1	1	1	1	1	1	1	1	1	1	1	1	1	1	1	1	1	1	1	1	1	1	1	1	1	1	1	1	1	26
BBM2	M	1	1	1	6			1	1	1	6	2	1		1		1	1		1						1		1		1	1	1	18
BBM4	M		1	1		1		1	1		1	2	1		1				6							1			6	1	1	1	17
BBF1	F		7									6								1												4	
BBF2	F																			1												1	
Unid Male	M			6																												1	
Unid Females	F		1		1	1		1	1			1											1				1	1		1	1	11	
Unid Female	F	5						1	1		1	2		1	1		1							1							1	12	
Unid Individuals		1		1		1	2										1	1	1	1	1	1	1			1	1	1	5	1	1	17	
Unid Juveniles		6	1	1	6			1	1	6		1	6		1								1	2				5.6	1	1	1	1	17
		TIME SPENT IN TOWN (Minutes)																															
Troop	%	70	16	86	68	33	198	80	90	26	29	17	86	110	39	177	101	138															HRS
Individuals	12.0	129	73	66	114	105	64	199	282	125	115	76	13	44	129	31	19	90	58	49	253	69	64	22	83	205	80	79	232	35	48.38		
Roost:	AM	21	13	2	17	13	18	17	18	5	7	2	18	2	10	2	11	2	1	10	10	2	2	2	5.2	18	14	2	7	7	18	3	17
Roost:	PM	2	2	17	1	1	17	2	5	5	2	2	2	10	2	11	2	1	10	1	2	2	5.2	2	18	2	7	7	1	3	17	4	
Roost Sites	1	Disa Kloof					2	Leopard Kloof					3	Leopard Kloof Lower					4	Leopard Kloof Upper					5	Sunny Seas							
	6	Sunny Seas West					7	Sunny Seas East					8	Bass Lake					9	Bass Lake West					10	Bass Lake East							
	11	Jocks Bay					12	Zigzag					13	Church					14	Kleinmond Lookout					15	Kopje							
	16	Caltex					17	Waterfall					18	Unknown					19	Harold Porter Gardens					20	Palmeit							
	21	Kasteel Kop					22	Pimples					23	Isaacs River Kloof					24	Jean's Hill					25	Heuningklip							
	26	Sandown Peak					27	Three Sisters					28																				
	ID Features of Baboons																																
	General remarks																																

Figure 6.2 The Betty’s Bay Troop incident sheet for October 2022.

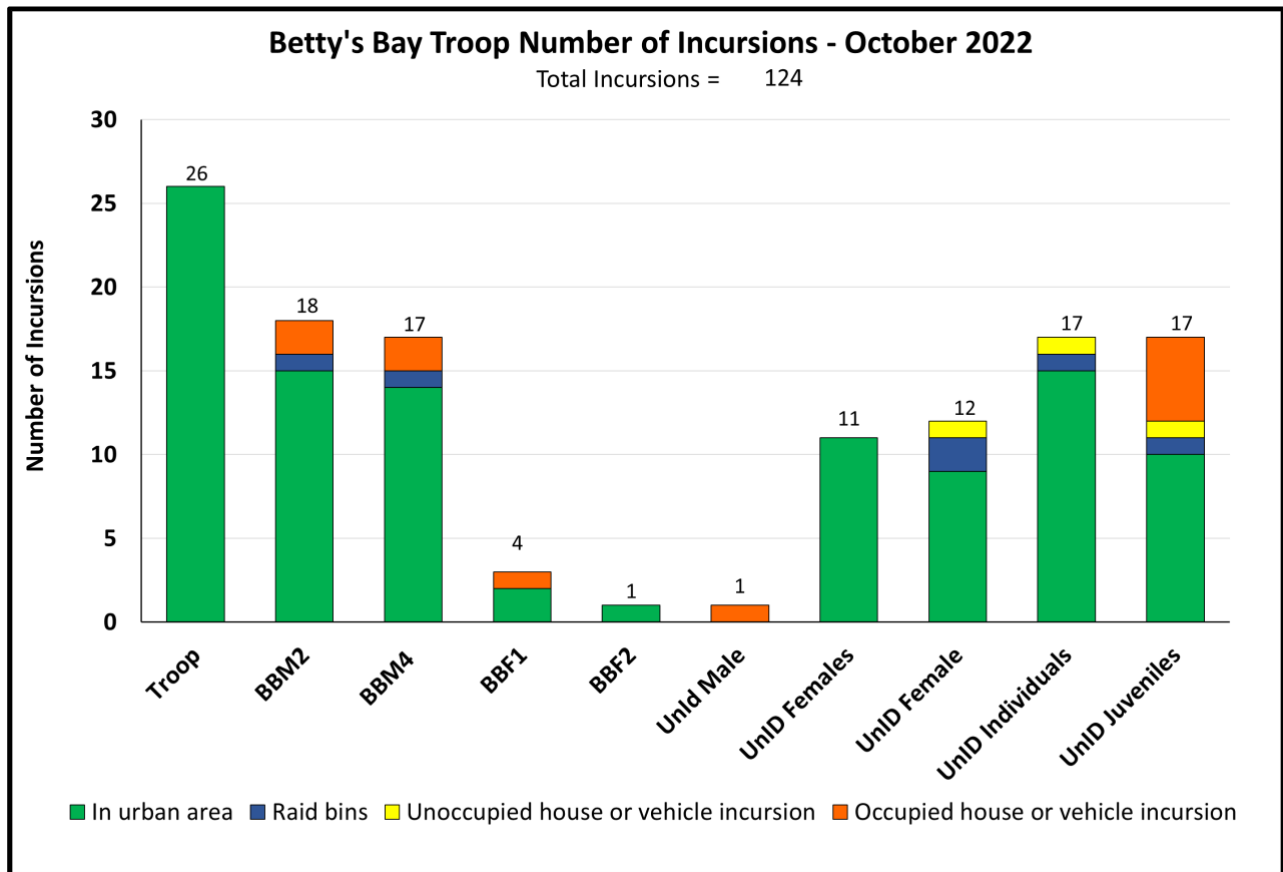


Figure 6.3 Number of incursions by the Betty’s Bay Troop and individuals during October 2022.

BIRTHS, DEATHS & MIGRATIONS

- One birth was recorded in the Betty’s Bay Troop during October. No deaths or migrations were recorded.

VIRTUAL FENCE USE

- In the Overstrand West region, the Virtual Fence was used on two days during October.

GENERAL COMMENTS – ALL TROOPS

POPULATION CHARACTERISTICS

During October there was a total of one death and one birth (**Table 7.1**). The death of an adult female from the Vogelgat Troop occurred on 19 October. The death was caused by a collision with a motor vehicle. Deaths caused by cars have contributed to at least five deaths in the Vogelgat Troop since management began. The birth was recorded in the Betty’s Bay Troop, with BBF1 giving birth on 26 October.

Troop	October	June	June	June	October 2022			Total observed Births (1 July 2022 to 31 October 2022)	Total observed Deaths (1 July 2022 to 31 October 2022)	Total observed Migrations (1 July 2022 to 31 October 2022)
	2019	2020	2021	2022	Births	Deaths	Emigration / Immigration			
Voëlklip	29	29	27	37	0	0	0	0	1	0
Vogelgat	N/A	22*	29	27	0	1	0	0	1	-1
Onrus	N/A	N/A	25*	24*	0	0	0	0	0	0
Hamilton Russel	N/A	N/A	21*	25	0	0	0	0	0	0
Pringle Bay	16	16	17	14	0	0	0	0	1	+2
Betty's Bay	N/A	19	20	23	1	0	0	3	2	0
Hangklip	N/A	N/A	30	38	0	0	0	0	0	0
Silversands	N/A	N/A	43	41*	0	0	0	0	1	0
Total	45	64	166	228	1	1	0	3	6	+1

Table 7.1: Population data for the managed troops in the Overstrand in October 2022. Emigration /Immigration figures show animal movements between troops. * Troop sizes were estimated, because they were not seen enough to get accurate counts. Note: Troop numbers are counted once a year in June. Troop numbers are not updated during the year by just counting births and deaths, because these may occur without being observed by field rangers.

Deaths	2019/20 (October - June)	2020/21 (July - June)	2021/22 (July 2021 - June 2022)	2022/23 (July 2022 - October 2022)	October 2022	TOTAL (since October 2019)
Management	3	0	1	0	0	4
Human Induced (HID)	1	2	9	5	1	17
Direct *	1	2	8	4	1	15
Indirect **	0	0	1	1	0	2
Natural	2	7	7	0	0	16
Unknown	0	0	2	1	0	3
TOTAL DEATHS	6	9	19	6	1	40

Table 7.2: Causes of baboon deaths since October 2019; *Deaths caused directly by humans, such as motor vehicle accidents, shooting, poisoning and dogs. **Deaths caused indirectly by humans such as electrocutions and fire.

HOTLINE DATA

Incursion related hotline calls in managed areas decreased significantly from 175 to 112 during October 2022. The majority of calls came from Voëlklip (n = 32), Pringle Bay (n = 22), and Sunny Seas (n = 20) (**Figure 8.1**). The majority (79%) of hotline calls were made to alert HWS to the presence of baboons in the urban area (**Figure 8.2**). The proportion of calls reporting occupied house incursions increased during October (11%). Similarly, there was also an increase in the proportion of calls reporting threatening/stealing from residents (2%).

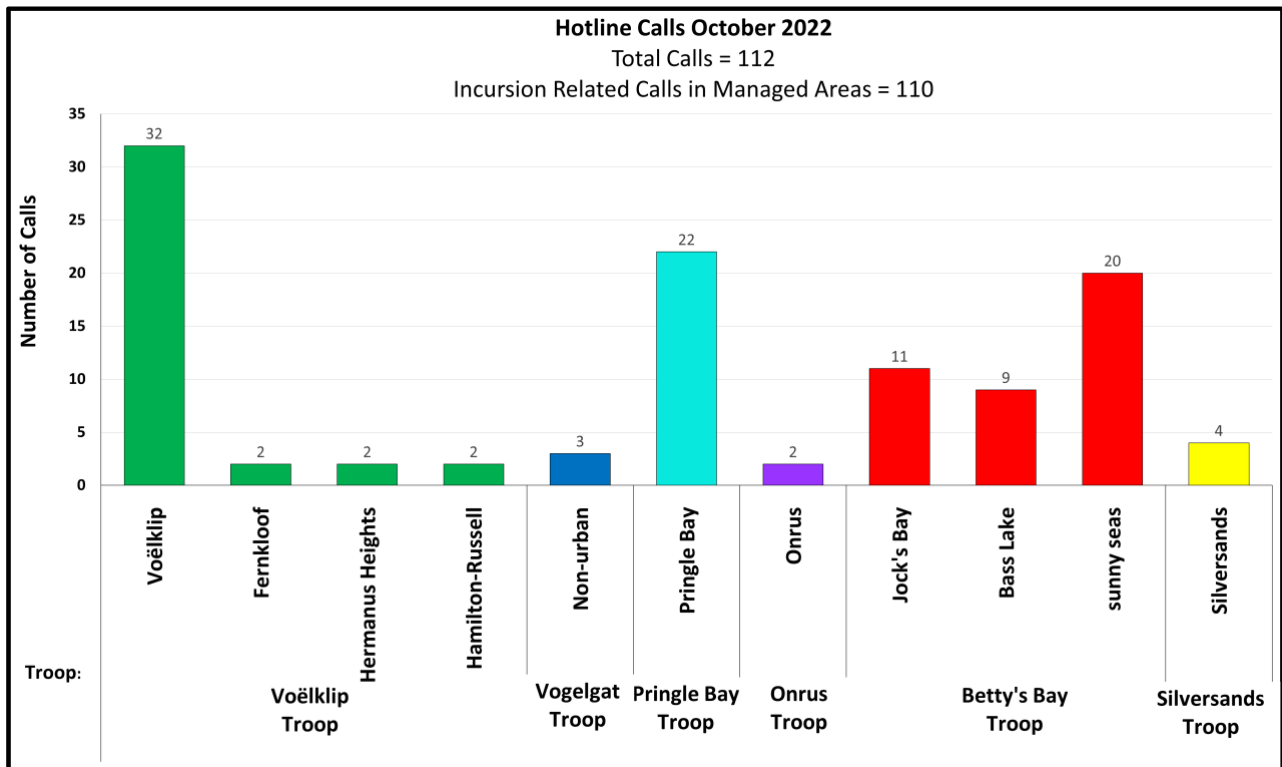


Figure 8.1: Hotline calls in baboon affected areas for October 2022. Incursion related hotline calls are calls reporting managed baboons in urban areas. Managed areas are those areas in which baboon troops are known to occur and are actively managed.

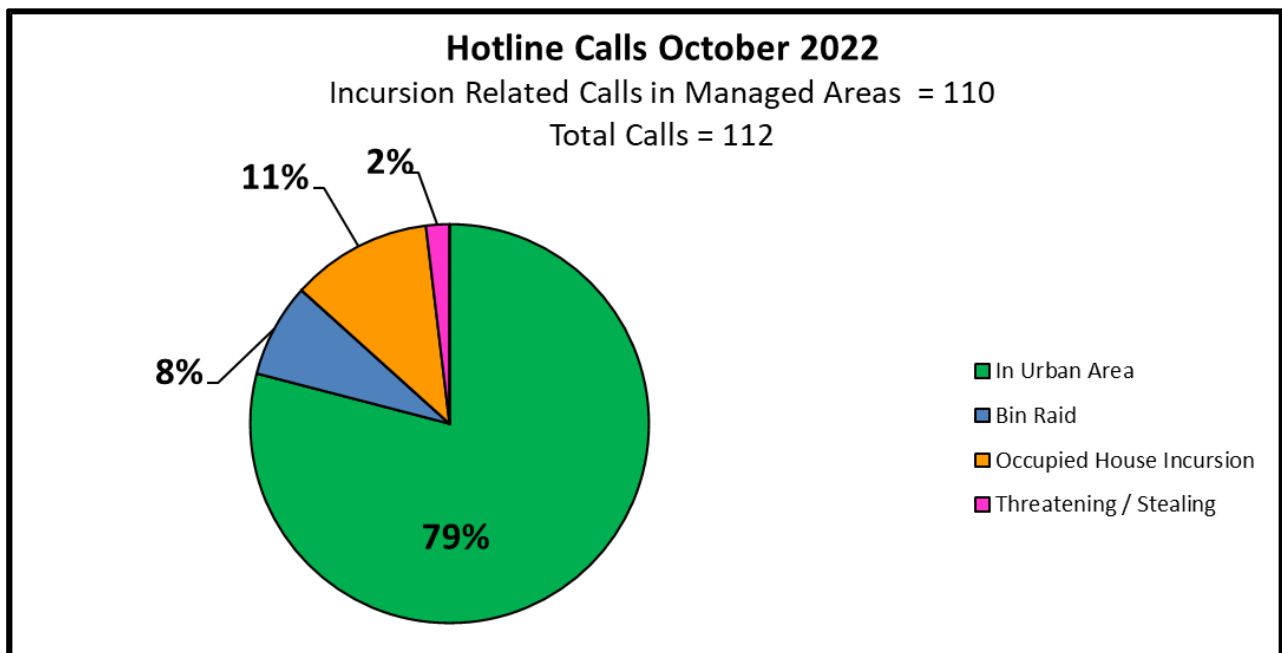


Figure 8.2: Composition of incursion-related hotline calls during October 2022. **Note:** This chart represents the composition of hotline calls, not the composition of known incursions by baboons.

RECORDED INCURSIONS

The total number of incursions recorded during the month decreased from 366 in September to 320 during October (**Figure 9.1**). The Pringle Bay and Betty’s Bay Troops were responsible for three quarters of all incursions (76%). In the Western Overstrand the number of occupied house incursions decreased, with 47 such incursions recorded as opposed to 77 during the previous

month. Furthermore, there was a significant drop in the number of stealing or threatening instances, with seven instances recorded in October compared to 16 in September.

In Betty’s Bay there was a significant increase in the number of incursions recorded, increasing from 67 in September to 124 in October. However, the majority of these were records of baboons in the urban area. Incursions increased in Silversands during October, likely due to the several instances of feeding by residents recorded during the month, with two occupied house incursions recorded during the month. In the Eastern Overstrand, the Voëlklip Troop were responsible for 44 incursions into the urban area, with individuals attracted to fruiting trees in vacant properties along the urban edge. Both the Vogelgat Troop and Hangklip Troop recorded zero incursions during October.

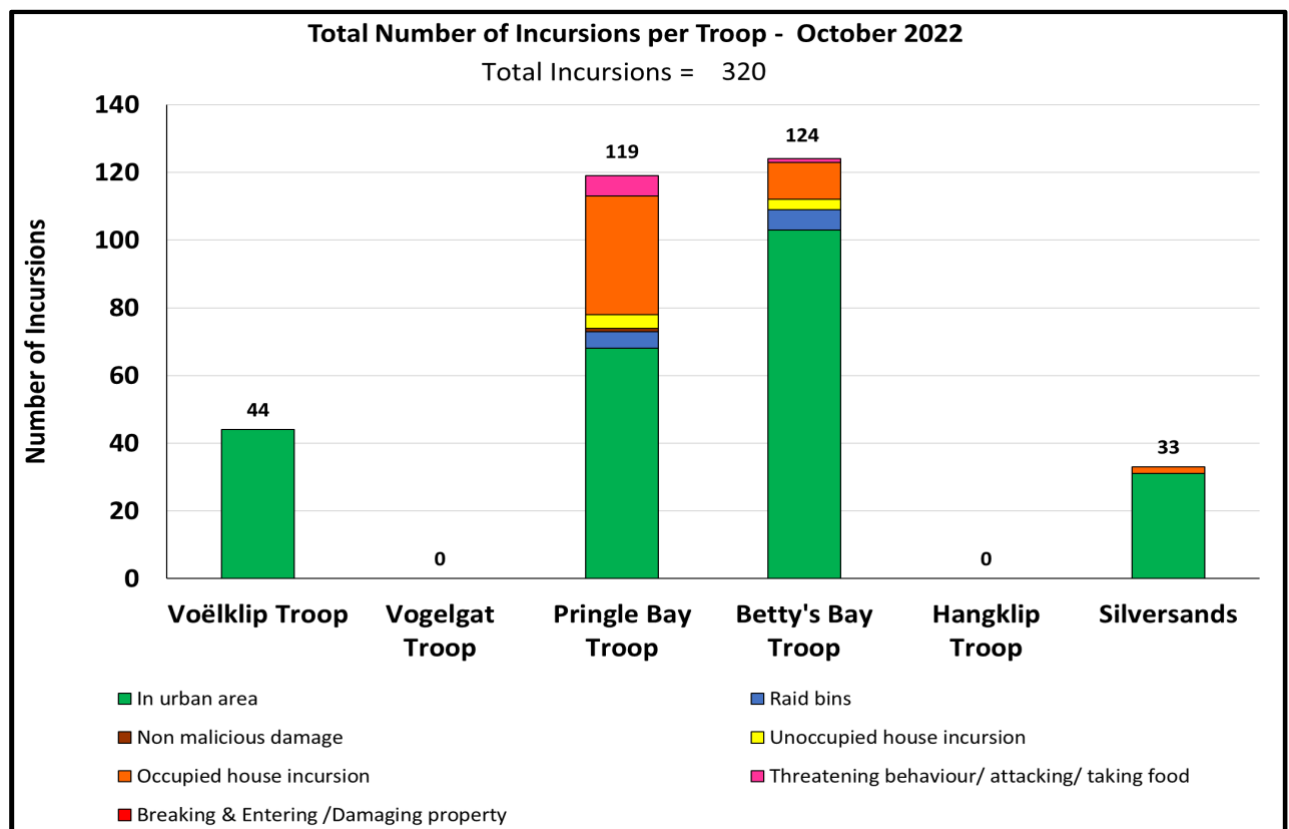


Figure 9.1 Total observed incursions per troop during October 2022. Note: Observed incursions are not hotline related, but are incursions observed by HWS Field Staff.

PERCENTAGE TIME OUT OF TOWN

During October the average time out of town by troops increased from 93.6% in September to 96.7% (**Figure 9.2**). Individual time out of town also increased, from 92.8% in September to 94.7% in October. The increase in average time out of town for both troops and individuals is likely due to the Pringle Bay Troop spending a significantly greater proportion of their time outside urban areas during October. Furthermore, the Vogelgat Troop or individuals were entirely absent from the urban area over October, likely contributing to the increased average time out of town.

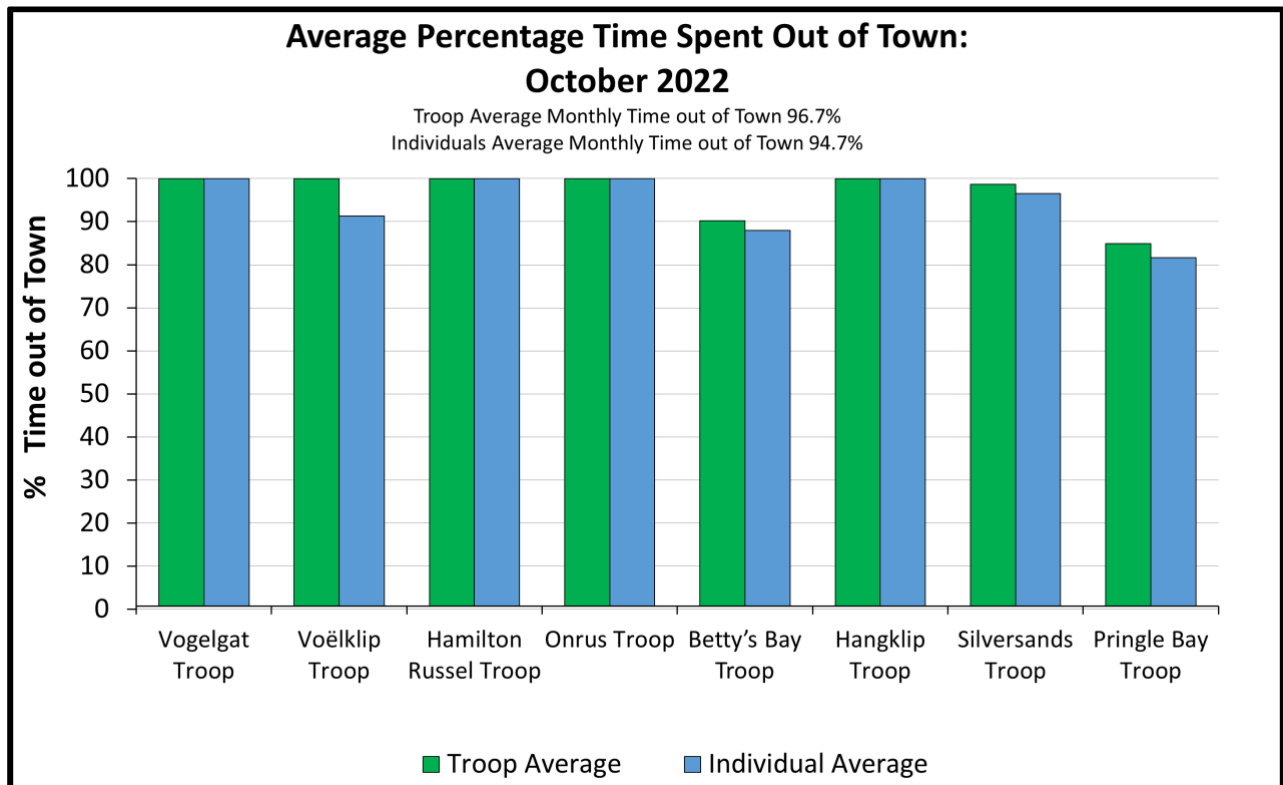


Figure 9.2 Percentage time the managed baboon troops and individuals spent out of town during October 2022.

RECOMMENDATIONS

- Ripening **fruit on fruit trees** in baboon-affected areas should be harvested to remove the attractant for baboons. **This is particularly important now during spring and summer.**
- **Waste and recycling collection should be prioritised** to take place in the early mornings.
- Residents should not put out their waste **the night before** collection day.
- All bins used in baboon effected areas should be **baboon-proof and locked.**
- Additional **baboon awareness** campaigns focused on tourists during holiday seasons would be beneficial.
- Baboon-proof bins are required throughout the western region of the Overstrand. Betty's Bay should be regarded as a high priority area because there are very few baboons proof bins in place. It is stipulated in the Overstrand Waste Management Bylaw that residents must use baboon proof bins in baboon effected areas.
- **Refuse bags** should not be left lying open on the sidewalk and easily available to baboons.
- **Open vegetable gardens** should be baboon proofed.
- Residents are strongly discouraged from feeding wildlife, including birds.
- Residents are encouraged to record and report the feeding of wildlife to the municipality, CapeNature, or to the baboon hotline (072 028 0008).
- All baboon troops which have not been radio collared need to be collared to facilitate management. Regular recordings of baboons at the same residences in town will also indicate sites which are likely feeding baboons. This will be particularly relevant for males in the Silversands Troop.

CONCLUSION

In the eastern Overstrand, the total absence of the Vogelgat Troop from the urban area is significant and is a promising return to the behaviour that was prevalent during the majority of the last two years. There were, however, several hotline calls regarding non-urban raiding behaviour in properties along the R43, in particular at Blue Crane Caravan Park. With the tourist season approaching, efforts should be made to ensure that baboon proofing and waste management is improved in order to prevent this behaviour becoming entrenched.

The Voëlklip Troop showed a slight improvement from September, with increases in time out of town for both the troop and individuals. There was also a notable decrease in assertive behaviours, with no house raids being recorded despite the time spent in town. As with last month, the availability of fruiting trees in properties along the urban edge hampered management efforts to remove animals from the urban area. This was compounded by the fact that many of these properties were not occupied (outside holiday season) and therefore ripe fruits were not removed from the trees in a timely manner.

The return of the Betty's Bay Troop to the Betty's Bay area resulted in a significant negative change in the behaviour of this troop. Since 1 October, the number of incursions by the Betty's Bay Troop doubled from 67 in September to 124 in October. Additionally, time out of town for the troop decreased by 6.7% during the month. October also saw the return of breaking and entering behaviour, with BBM2 responsible for breaking the glass in a sliding door whilst trying to enter a house. This is the first instance of this behaviour being recorded since the euthanasia of BBM1 in September 2021. It is imperative that this is dealt with swiftly in order to prevent the spread of this behaviour throughout the troop. The importance of this is highlighted when one considers how raiding behaviour has spread so dramatically through the Pringle Bay Troop over the past year (see below).

Although the Pringle Bay Troop showed a general improvement in terms of time out of town this month, it still exhibited totally unacceptable levels of raiding behaviours. Of the 119 incursions recorded for the troop, 45 were assertive raids and mostly occupied house raids. Furthermore, of these 45 assertive raids, 20 were undertaken by females or juveniles. This is in marked contrast to the raiding behaviour recorded in October 2021, where only four house raids were recorded by females and none by juveniles. This month assertive incursions were spread across all age and sex classes, with PBM2 and PBF1 the most prominent perpetrators. Furthermore, whilst the number of car raids and threatening/stealing incidents saw a significant decrease during October, these behaviours still persisted and posed significant risks to residents of Pringle Bay as well as visiting tourists.

In Silversands, the pervasive problem of feeding of wildlife continued to impact the behaviour of individuals from the Silversands Troop. There were two occupied house raids during October by Silversands males. Both of these instances occurred near sites where the feeding of animals had been observed. This is a good example of how provisioning of food for wildlife can lead to opportunistic house raids which may develop into habitual raiding behaviour.