



© Human Wildlife Solutions

Human Wildlife Solutions

Overstrand

Monthly Report

September 2022

TABLE OF CONTENTS:

TABLE OF CONTENTS:	2
INTRODUCTION	3
OVERSTRAND EAST TROOPS	4
1.1 VOËLKLIP TROOP	4
1.2 VOGELGAT TROOP	6
1.3 ONRUS TROOP	9
1.4 HAMILTON RUSSEL TROOP	9
1.5 BIRTHS, DEATHS & MIGRATIONS	9
OVERSTRAND WEST TROOPS	9
1.6 PRINGLE BAY TROOP	9
1.7 HANGKLIP TROOP	12
1.8 SILVERSANDS TROOP	13
1.9 BETTY'S BAY TROOP	15
1.10 BIRTHS, DEATHS & MIGRATIONS	17
1.11 VIRTUAL FENCE USE	18
GENERAL COMMENTS – ALL TROOPS	18
1.12 POPULATION CHARACTERISTICS	18
1.13 HOTLINE DATA	19
1.14 RECORDED INCURSIONS	20
1.15 PERCENTAGE TIME OUT OF TOWN	21
1.16 RECOMMENDATIONS	22
CONCLUSION	23

INTRODUCTION

This monthly report covers the period from 1 September to 30 September 2022.

Some notable and very worrying changes have become evident in the Overstrand baboon population over the past two months. Most notable has been sudden increases in highly aggressive raiding behaviour being displayed by the Pringle Bay Troop. Significantly, the most aggressive and worrying behaviours, namely charging people and stealing their shopping (14 incidents), and breaking into occupied cars (10 incidents), were almost all undertaken by two new immigrant males, namely BTM1 (blue tagged male from beyond the Overstrand), and REM1 (Rooiels Male) which arrived in Pringle Bay on 24 July 2022 and 20 August 2022 respectively. These males have clearly brought excessive raiding traits with them and their behaviour has already started to be copied by some of the resident females and juveniles.

Another very interesting feature, is the changes in behaviour that have occurred over the past year in the Pringle Bay and Betty's Bay Troops. A year ago the Betty's Bay Troop was characterised by its highly assertive behaviour, with many individuals physically breaking into occupied houses. This behaviour was typified by the male BBM1 (also known as Scarface) and he clearly was the individual that taught this raiding behaviour to others in the troop. Fortunately, the incidence of physical break-ins into houses immediately ended when BBM1 was euthanized on September 18 2021. Over the past year the frequency of assertive raiding behaviours by the Betty's Bay Troop has generally declined. Unfortunately, however, the opposite trend has characterised the Pringle Bay Troop (see Figure 9.2). The marked increase in assertive raiding behaviours in this troop has been very closely associated one sub-adult male (PBM2) growing up, but more particularly, with a most unusual increase in immigrant males joining the troop. At present there are at least five adult males that regularly associate with this troop, which only has four adult females. This skewed sex ratio hugely increases the chances of any new born being killed by infanticide. This was the fate suffered by the last two babies born in this troop, the last of which only survived two days.

In the Eastern Overstrand, individuals from the Voëlklip Troop spent significantly more time in the urban area than in the previous few months. This behaviour was instigated primarily by females within the troop, who were attracted to the profusion of fruiting trees in properties along the urban edge. The Vogelgat Troop made a significant shift in behaviour, with the troop entering the urban area on only one occasion during September. Since the application of the collar on VGM3, the Virtual Fence has been able to be utilized very effectively on the Vogelgat Troop, leading to a sharp decline in incursion behaviour by the troop. It should be noted however that since early September, VGM3 has shown signs of dispersing further east and was not always with the Vogelgat Troop. This is likely to affect the future management of this troop.

OVERSTRAND EAST TROOPS

VOËLKLIP TROOP

1.1.1 IN TOWN STATISTICS

- Troop time out of town increased during September from 98.9% to 99%.
- Time out of town for individuals decreased significantly from 96.6% in August to 86.7% during September.

	% Out of Town	% Up or Down from Previous Month	Days Entered	Total Time in Town	Avg Time in Town per day	Max Daily Time in Town	Min Daily Time in Town
Troop	99.0	+ 0.1	1	3:25	3:25	03:25	03:25
Individuals	86.7	- 9.9	13	47:19	3:38	07:00	01:09

Table 1.1: In Town Statistics for the Voëlkliip Troop for September 2022. Time is expressed in hours and minutes. Average daylength in September was 11 hours and 52 minutes.

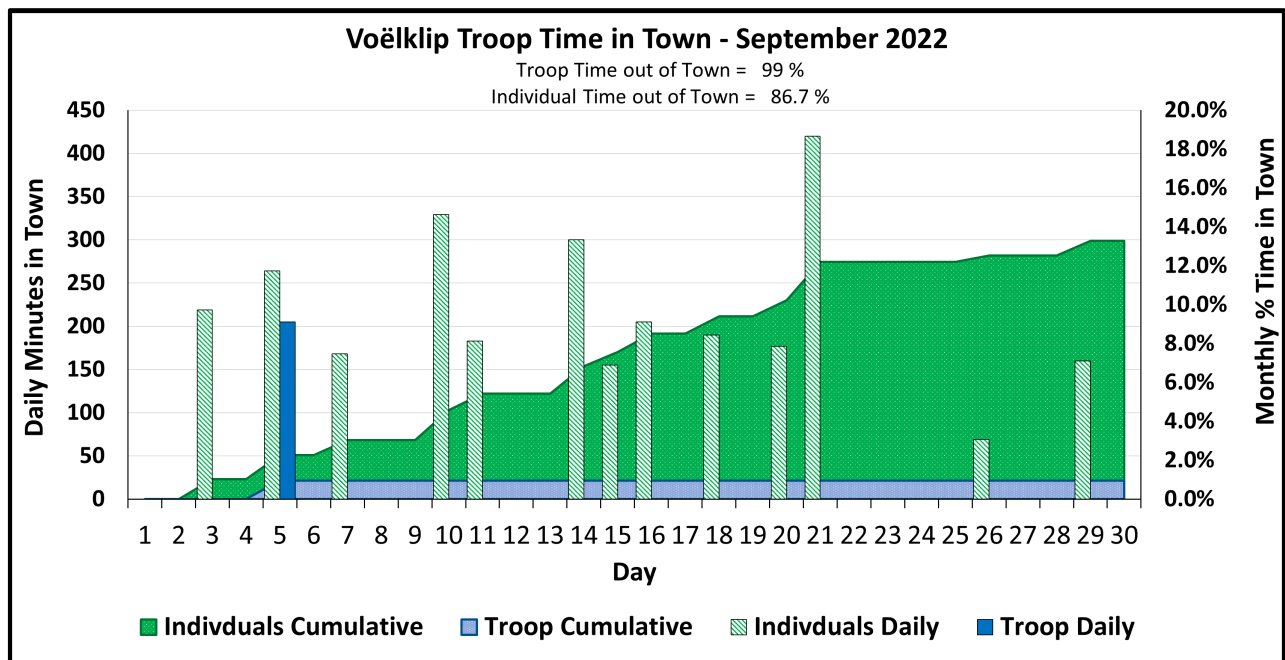


Figure 1.1 Troop and individual daily time (minutes) in town (bars), and monthly (area) percentage Time in Town by the Voëlkliip Troop during September 2022.

1.1.2 NOTEWORTHY INCIDENTS

1.1.2.1 HERMANUS HEIGHTS & GOLF COURSE

- Individuals from the Voëlkliip Troop accessed the Hermanus Heights suburb on one day during September.
- The sleep sites on the cliffs above Hermanus Heights were used infrequently during September.

HWS: TROOP MONTHLY REPORT																																		
SECTOR		CLASSES OF BEHAVIOUR																																
OVERSTRAND																																		
BABOON TROOP: Voëlklip																																		
VOËLKLIIP																																		
MONTH: September																																		
YEAR: 2022																																		
		1	In urban area		4	Attacking pets		7	Threatening behaviour/ attacking/ stealing food																									
		2	Raid bins		5	Raid unoccupied house or vehicle		8	Breaking & Entering/Damaging property																									
		3	Non malicious damage		6	Raid occupied house or vehicle		9	Nocturnal Raiding																									
BABOON ID	Sex	1	2	3	4	5	6	7	8	9	10	11	12	13	14	15	16	17	18	19	20	21	22	23	24	25	26	27	28	29	30	31	TOTAL	
Troop						1																												1
VGM1 BLUE TAG	M																																	
UNKM1	M			1,1	1		1				1,1	1,1			1	1	1		1,1		1	1												17
VKF4 YELLOW TAG	F				1																													3
VKF5 RED TAG	F				1																													4
VKF1 GREEN TAG	F														1,6																			3
VKF6 ORANGE TAG	F																1																	1
VKF7 PINK TAG	F			1								1			1	1			1															6
UnID Male	M																																	
UnID Males	M																																	
UnID Females	F			1	1		1				1	1,1			1	1,6			1			1												11
UnID Female	F						1																											3
UnID Individuals				1																														1
UnID Juveniles				1	1		1				1	1			1	1			1				1										10	
Troop	%	TIME SPENT IN TOWN (Minutes)																													HRS			
Troop	1.0					205																												3.42
Individuals	13.3			219		264		168			329	183			300	155	205			190			177	420					69		160		47.32	
Roost:	AM	2	5	14	12	15	11	12	11	8	15	14	12	14	6	10	14	15	17	17	17	15	12	2	4	2	2	2	6	15	6			
Roost:	PM	5	14	12	15	12	8	11	8	15	14	12	14	6	6	14	15	17	17	17	15	12	2	4	2	2	2	6	15	6	?			
Roost Sites		1	Golf Course		2	Heights Dam		3	Green Kloof		4	Platte Klip		5	Adder Ladder																			
		6	Lower Dam		7	Middle Dam		8	Upper Dam		9	Dragon's Back		10	Droë Kloof																			
		11	Blaaie Kloof		12	Big Titanic/Cave		13	Small Titanic		14	10th Ave Kloof		15	11th Ave Kloof																			
		16	A-Shape		17	Bos Klip		18	Hermanus Heights		19	Steyn's Kloof		20	In Town																			
		21	Tallie's Kloof		22	Kanonkop		23	BHB Waterfall		24	Rooklip		25	ZigZag																			
		26	9th Avenue Kloof		27	Shade Rock		28	BOSKO		29	Groot Uitkyk		?	Unknown																			
		ID Features of Baboons																																
General remarks																																		

Figure 1.2: The Voëlklip Troop incident sheet for September 2022.

1.1.2.2 VOËLKLIIP & FERNKLOOF

- Individuals were recorded in Voëlklip on 11 days, and in Fernkloof on one day, during September.

1.1.2.3 GENERAL

- The Voëlklip Troop spent a significant amount of time in the eastern portion of its home range, utilising the sleep sites directly north of Voëlklip for the majority of the month.

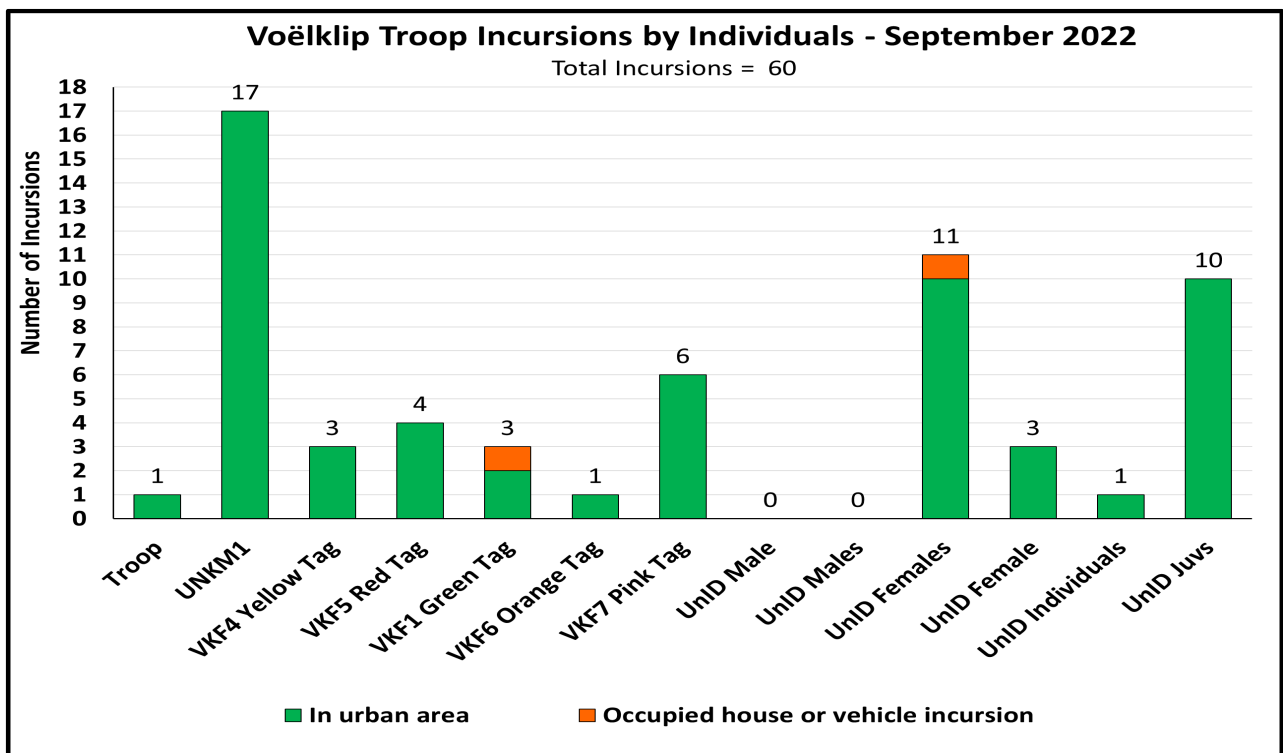


Figure 1.3 Number of incursions for the Voëlklip Troop and individuals during September 2022.

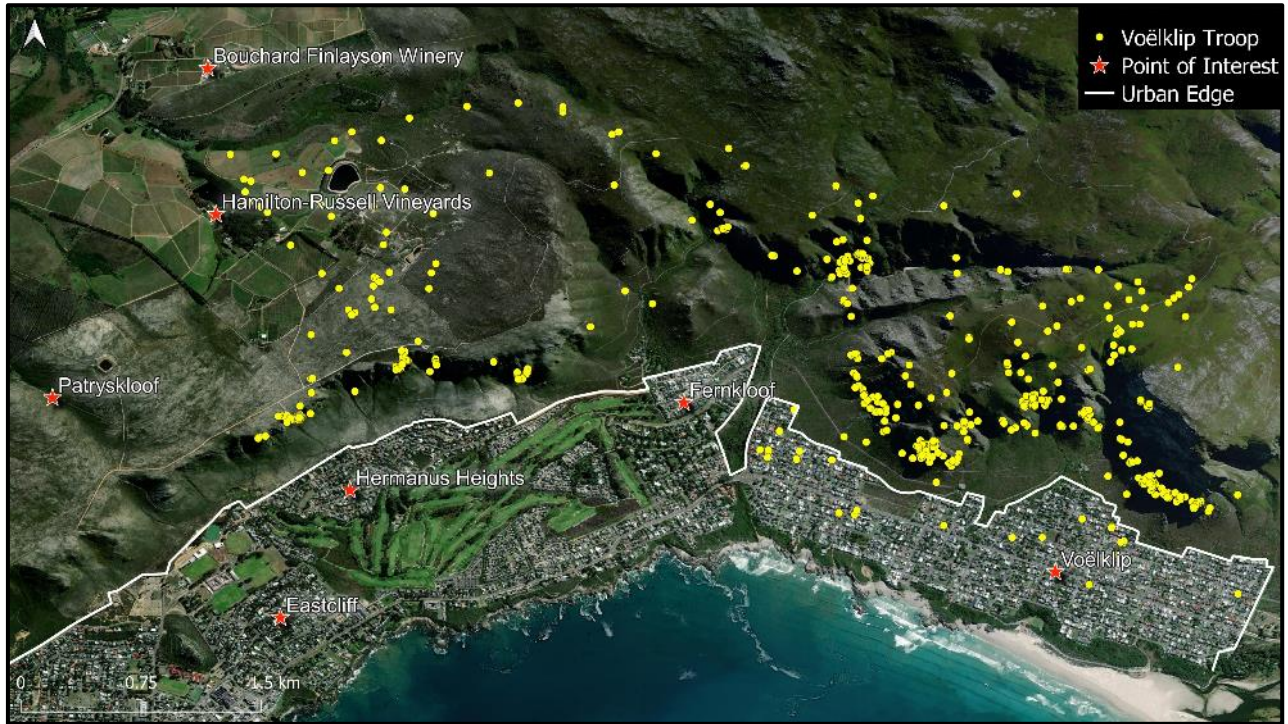


Figure 1.4 Map showing the GPS locations of VKF7 in the Voëlkop Troop during September 2022.

VOGELGAT TROOP

1.1.3 IN TOWN STATISTICS

- Time out of Town for the Troop increased from 98.5% in August to 99.6% in September, with one recorded incursion by the troop during the month.
- Time out of town for individuals increased during from 96.6% in August to 99.3% during September.

	% Out of Town	% Up or Down from Previous Month	Days Entered	Total Time in Town	Avg Time in Town per day	Max Daily Time in Town	Min Daily Time in Town
Troop	99.6	+ 1.1	1	1:33	1:33	1:33	1:33
Individuals	99.3	+ 2.7	1	2:31	2:31	2:31	2:31

Table 2.1 In Town Statistics for the Vogelgat Troop for September 2022. Time is expressed in hours and minutes. Average daylength in September was 11 hours and 52 minutes.

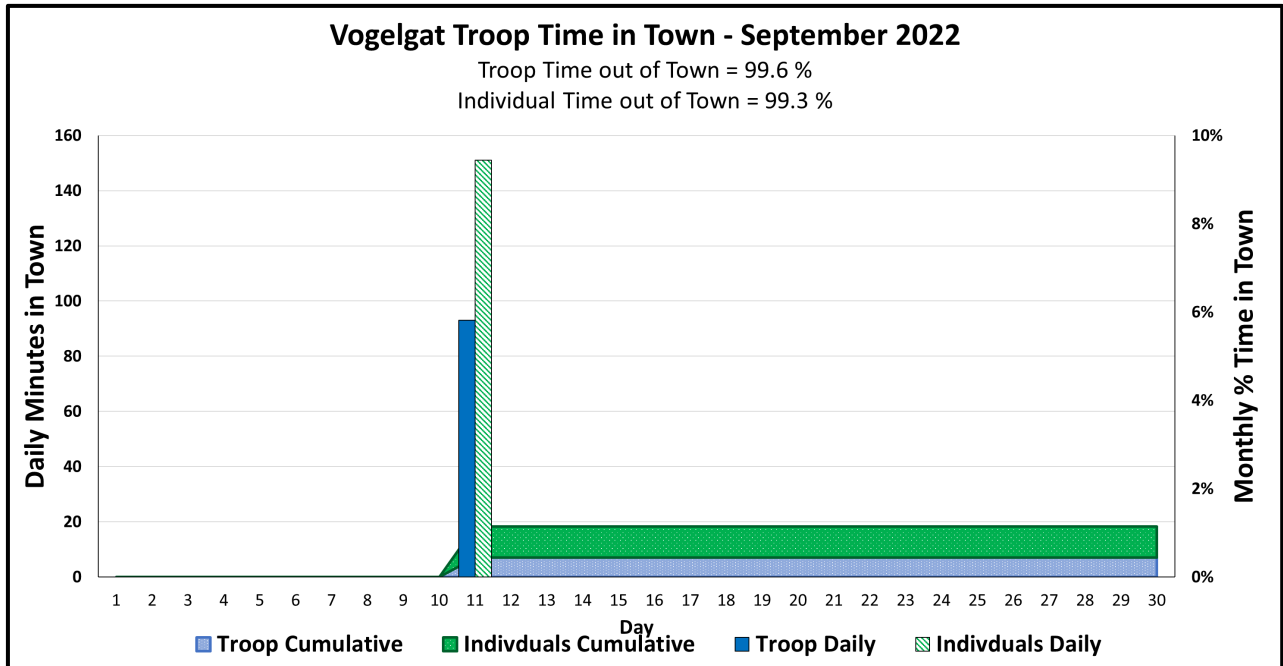


Figure 2.1 Troop and individual daily time (minutes) in town (bars), and monthly (area) percentage Time in Town by the Vogelgat Troop during September 2022.

HWS: TROOP MONTHLY REPORT																																
SECTOR		CLASSES OF BEHAVIOUR																														
OVERSTRAND		1	2	3	4	5	6	7	8	9	10	11	12	13	14	15	16	17	18	19	20	21	22	23	24	25	26	27	28	29	30	TOTAL
BABOON TROOP:	VOGELGAT	1	2	3	4	5	6	7	8	9	10	11	12	13	14	15	16	17	18	19	20	21	22	23	24	25	26	27	28	29	30	TOTAL
MONTH: September	YEAR: 2022	1	2	3	4	5	6	7	8	9	10	11	12	13	14	15	16	17	18	19	20	21	22	23	24	25	26	27	28	29	30	TOTAL
BABOON ID	Sex																															
Troop	M											1																				1
VGM3	M																															
UnID Male	M											1																				1
UnID Males	M																															
UnID Females	F											1																				1
UnID Female	F																															
UnID Individuals												1																				1
UnID Juvs																																
		%	TIME SPENT IN TOWN (Minutes)																												HRS	
Troop		0.4											93																			1.55
Individuals		0.7											151																			2.52
Roost:	AM	18	?	2	?	?	?	?	?	?	?	?	14	?	?	?	?	?	?	?	?	?	?	?	?	?	?	?	?	?	?	
Roost:	PM	19	2	1	?	?	?	?	?	?	?	?	14	?	?	?	?	?	?	?	?	?	?	?	?	?	?	?	?	?	?	
Roost Sites		1	2	3	4	5	6	7	8	9	10	11	12	13	14	15	16	17	18	19	20	21	22	23	24	25	26	27	28	29	30	
		Baboon Castle	Vogelgat Nature Reserve	2nd Kloof	A Shape	Unknown	18th Ave Kloof	Halfway Ridge	3rd Kloof	Bitterbiesie	Maanskynkop	11th Ave Kloof	10th Ave Kloof	Groot Uitkyk	1st Kloof	Uitkyk Punt	Bosklip	17th Avenue Kloof	Stillwaters													
ID Features of Baboons																																
General remarks		Please note that the numbers in red indicate non-urban raids or incursions.																														

Figure 2.2 The Vogelgat Troop incident sheet for September 2022.

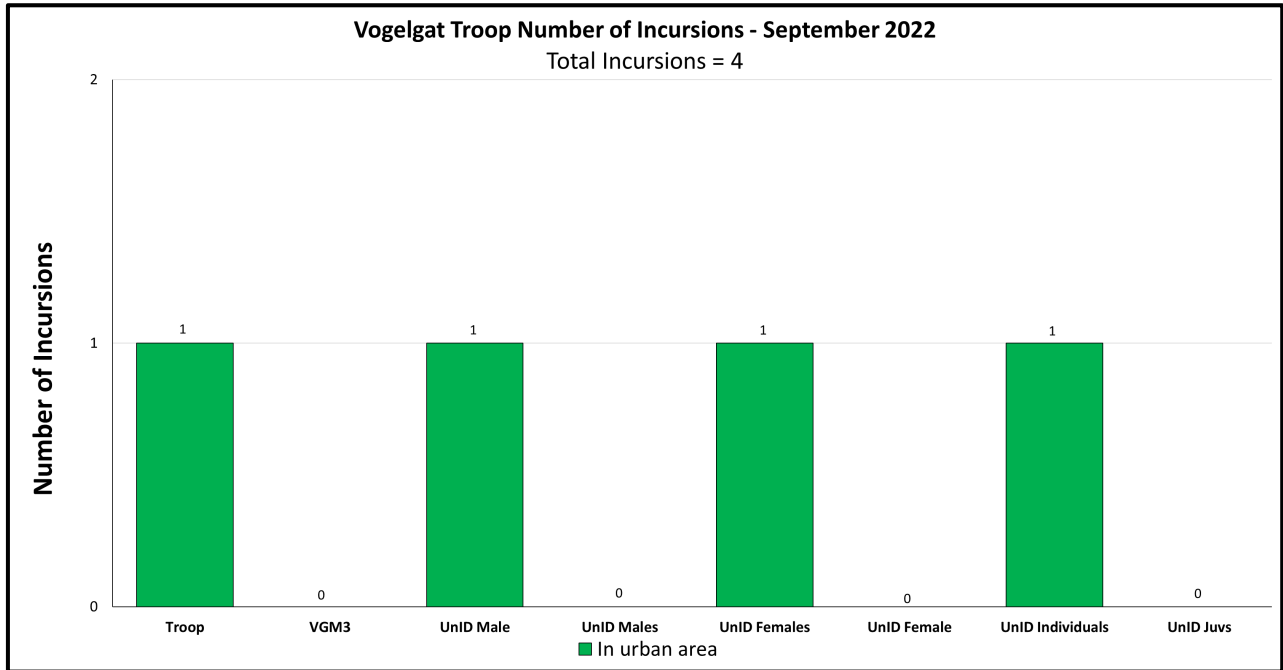


Figure 2.3 Number of incursions for the Vogelgat Troop and individuals during September 2022.

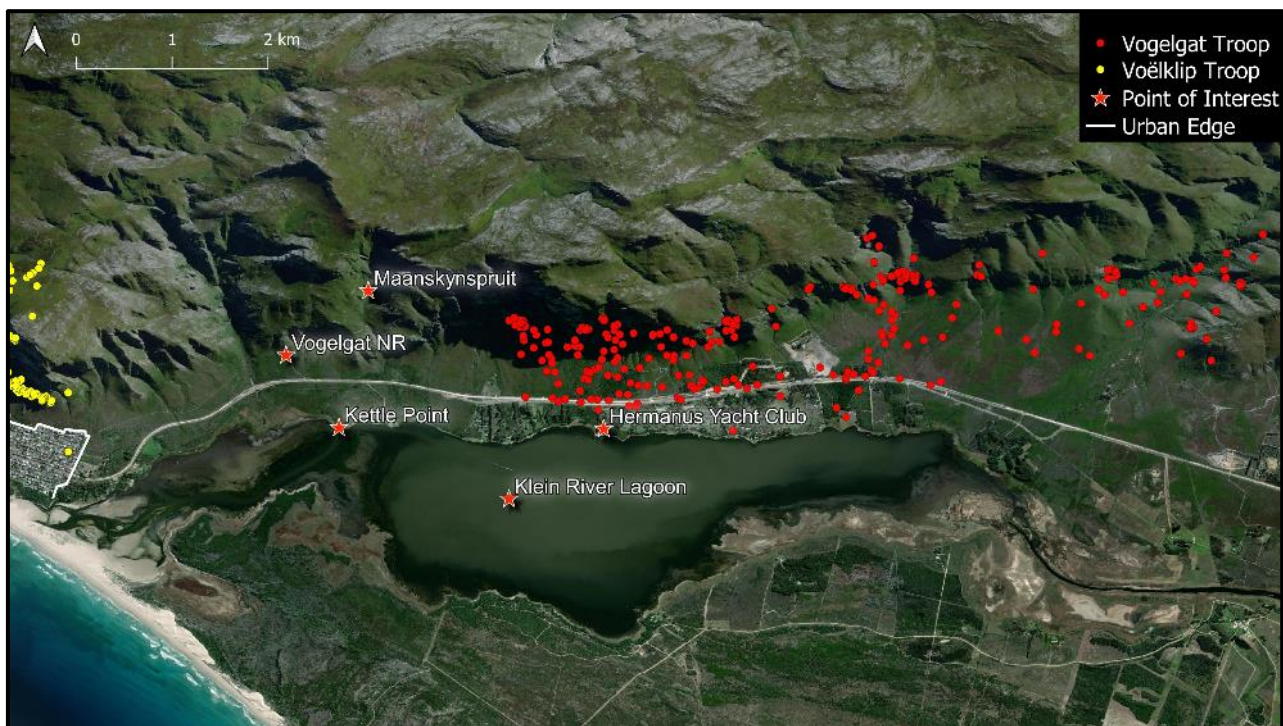


Figure 2.4 Map showing the location of VGM3 from the Vogelgat Troop during September 2022.

..

1.1.4 NOTEWORTHY INCIDENTS

- On 2 September VGM3’s collar was located at a significant distance from the location of the troop. At 14h43 the Vogelgat Troop were observed on the mountains above Voëlklip whilst VGM3 was located past the eastern border of the Vogelgat Troop. It is likely that VGM3 was in the process of dispersing from his natal troop in order to immigrate into a troop further east.

- On 10 September a hotline message was received regarding a collared male that was raiding properties at Blue Crane Caravan Park. It was unclear if the collared male was VGM3 because the CCTV footage of the incident was not clear enough to accurately identify the animal. It should be noted that this property lies outside of the management area of HWS.

VIRTUAL FENCE

- In the Eastern Overstrand, the Virtual Fence was activated on four days during September.

ONRUS TROOP

- No observations of the Onrus Troop were made during September.

HAMILTON RUSSEL TROOP

- No observations of the Hamilton-Russel Troop were made during September.

BIRTHS, DEATHS & MIGRATIONS

One potential emigration was observed from the Vogelgat Troop, with VGM3 periodically travelling to the east of the Vogelgat Troop ranging area. No births or deaths were recorded during September.

OVERSTRAND WEST TROOPS

PRINGLE BAY TROOP

1.1.5 IN TOWN STATISTICS

- The time spent out of town by the Pringle Bay Troop decreased significantly during September, with the troop spending only 53 % of their time out of town. The troop was observed in town throughout September except for two days.
- Time out of town by Pringle Bay Troop individuals decreased with individuals spending 71.5% of their time out of town during September.

	% Out of Town	% Up or Down from Previous Month	Days Entered	Total Time in Town	Avg Time in Town per day	Max Daily Time in Town	Min Daily Time in Town
Troop	53.0	-19.9	28	167:35	5:59	11:19	1:16
Individuals	71.5	-1.2	29	101:25	3:29	11:22	0:04

Table 3.1 In Town Statistics for the Pringle Bay Troop for September 2022. Time is expressed in hours and minutes. Average daylength in September was 11 hours and 52 minutes.

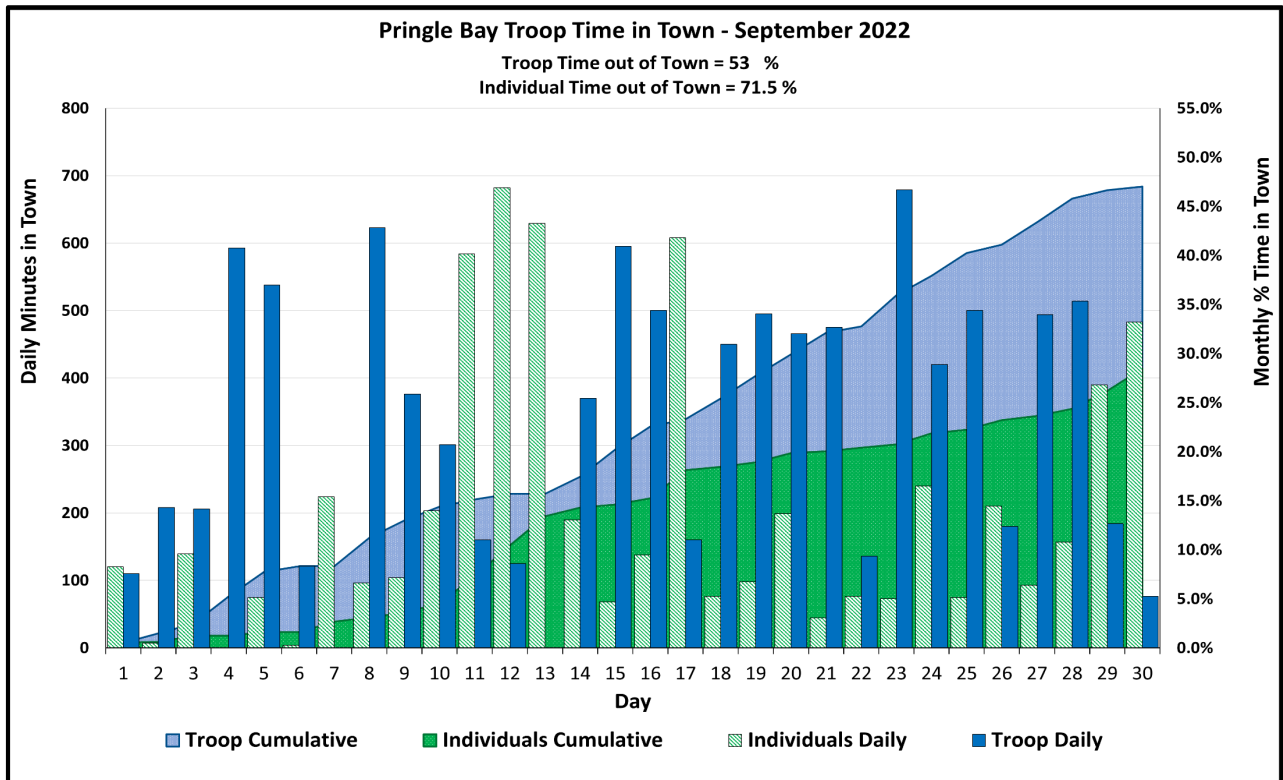


Figure 3.1 Troop and individual daily time (minutes) in town (bars), and monthly (area) percentage Time in Town by the Pringle Bay Troop during September 2022.

1.1.6 NOTEWORTHY INCIDENTS

- The Rooiels Male, REM1, has been responsible for a significant number of incursions since joining the Pringle Bay Troop and has introduced a novel behavior; Car Raiding. Since joining the troop there have been 14 incidents of car raids, with REM1 responsible for 13 of these incidents. Juvenile baboons have been observed mimicking this behaviour successfully on one occasion.
- On 19 September UKM2 was observed with a minor injury, likely the result of intra male conflict within the troop. The male continued to forage and move normally.
- On 28 September, BTM1 was involved in a series of incidents where he charged shoppers in the Pringle Bay CBD. The most severe incident involved BTM1 grabbing the shirt of a shopper and holding on until the shopper dropped her food. This attack continued despite BTM1 being fired at with paintball markers. This was one of ten incidents in which BTM1 threatened or stole from members of the public.

HWS: TROOP MONTHLY REPORT																																	
SECTOR												CLASSES OF BEHAVIOUR																					
OVERSTRAND												1	In urban area				4	Attacking pets				7	Threatening behaviour/ attacking/ stealing food										
BABOON TROOP:						PRINGLE BAY						2	Raid bins				5	Unoccupied house or vehicle incursion				8	Breaking & Entering/Damaging property										
MONTH: September						YEAR: 2022						3	Non malicious damage				6	Occupied house or vehicle incursion				9	Nocturnal incursion										
BABOON ID	Sex	1	2	3	4	5	6	7	8	9	10	11	12	13	14	15	16	17	18	19	20	21	22	23	24	25	26	27	28	29	30	TOTAL	
Troop		1	1	1	6	1	1		1	1	1	1	1		1	1	1	1	1	1	1	1	1	1	1	1	1	1	1	1	1	28	
PBM2	M		1	6		6,5			6		1	6	5,6,6	6	6		6	6			6,6,6	1	2	6	1	5	6		6,6,6	6	6	28	
BRM2	M																																
UKM2	M						1													1	1		1									5	
BTM1 (Blue tag)	M	1	1	1		1			1	1	1	1	2,5	6	1	7	1	7	1	1	1			1			7	2	7,7,7,7	2	7,7	28	
HKM1	M	1		1		1			6,6	6,6	6	6	1		2	2	1	1	1							7	2	1	2		1	14	
REM1	M		7		6	5,6	6	5	6,6	6,6	6	6	1		5,6		6	7,7	5		6,5,6,6	6	7,6	2		5	1		5,6	7,5		33	
PBF1	F				6	8,5,6	6	1	6,6	6	6	6	1		5,6						5	6	6	2								19	
PBF4	F																																
PBF5	F								6																							1	
PBF6	F																											6				1	
UniD Male																																	
UniD Females						1						1	5	1	1															6		7	
UniD Female				6	2						6,6	5,6,5	6		6,6	1	1				6	1	1	2	1	1	1			6	6	1	23
UniD Individuals										6											6		2,2			6			1	2		7	
UniD Juvenile											6							1			5		6							2		5	
UniD Juveniles						1	6,6	1	6			6	5,5	1	1					1	1		2	1		2	1		5	6	6	19	
%		TIME SPENT IN TOWN (Minutes)																														HRS	
Troop	47.0	110	208	206	593	538	121		623	376	301	160	125		370	595	500	160	450	495	466	475	136	679	420	500	180	494	514	184	76	167.58	
Individuals	28.5	120	7	139		75	4	224	96	104	203	584	682	629	190	68	138	608	76	98	199	44	76	73	240	75	210	93	157	390	483	101.42	
Roost:	AM	1	10	1	2	4	4	4	2	1	1	1	1	1	1	10,1	10,1	1	1	1	5 <th>1</th> <th>1</th> <th>1</th> <th>1</th> <th>5 <th>2</th> <th>1</th> <th>1</th> <th>1</th> <th>1</th> <th>1</th> </th>	1	1	1	1	5 <th>2</th> <th>1</th> <th>1</th> <th>1</th> <th>1</th> <th>1</th>	2	1	1	1	1	1	
Roost:	PM	10	1	2	4	4	2	1	1	1	1	1	10,1	10,1	1	1	5 <th>8 <th>1</th> <th>1</th> <th>1</th> <th>1</th> <th>1</th> <th>5 <th>2</th> <th>1</th> <th>1</th> <th>1</th> <th>1</th> <th>1</th> <th>10,1</th> </th></th>	8 <th>1</th> <th>1</th> <th>1</th> <th>1</th> <th>1</th> <th>5 <th>2</th> <th>1</th> <th>1</th> <th>1</th> <th>1</th> <th>1</th> <th>10,1</th> </th>	1	1	1	1	1	5 <th>2</th> <th>1</th> <th>1</th> <th>1</th> <th>1</th> <th>1</th> <th>10,1</th>	2	1	1	1	1	1	10,1		
Roost Sites		1		2		3		4		5		6		7		8		9		10		11		12		13		14		15			
		Professor		Hangklip		Axel Kop		Pringle Peak		Lemoenkop		Panel Beaters		Valley		Stink Kop		Waldos Farm SS1		Waldos Farm SS2		Pieter's		Boulders		Buffels Dam 1		Buffels Dam 2		Buffels Dam 3			
		16 Panel Beaters		17 Concrete House		18 Gullies		19 Rooiels 1		20 River Ridge		21 Mountain Top		22 Rooiels 2		23 Quarry SS		24 Groot Sloop SS		25 Waterworks		26 Pringle Bay Urban Area		27 Rooiels Estuary		28 Upper Rooiels River		29 Rooielsberg		30 Rooiels Spire			
ID Features of Baboons																																	
General remarks		Please note that the numbers in red indicate non-urban raids or incursions. * indicates individuals were seen in town but were not seen entering and/or leaving. These data were therefore estimated.																															

Figure 3.2 The Pringle Bay Troop incident sheet for September 2022. * Individual was not observed either entering or leaving town. Time in town was therefore estimated.

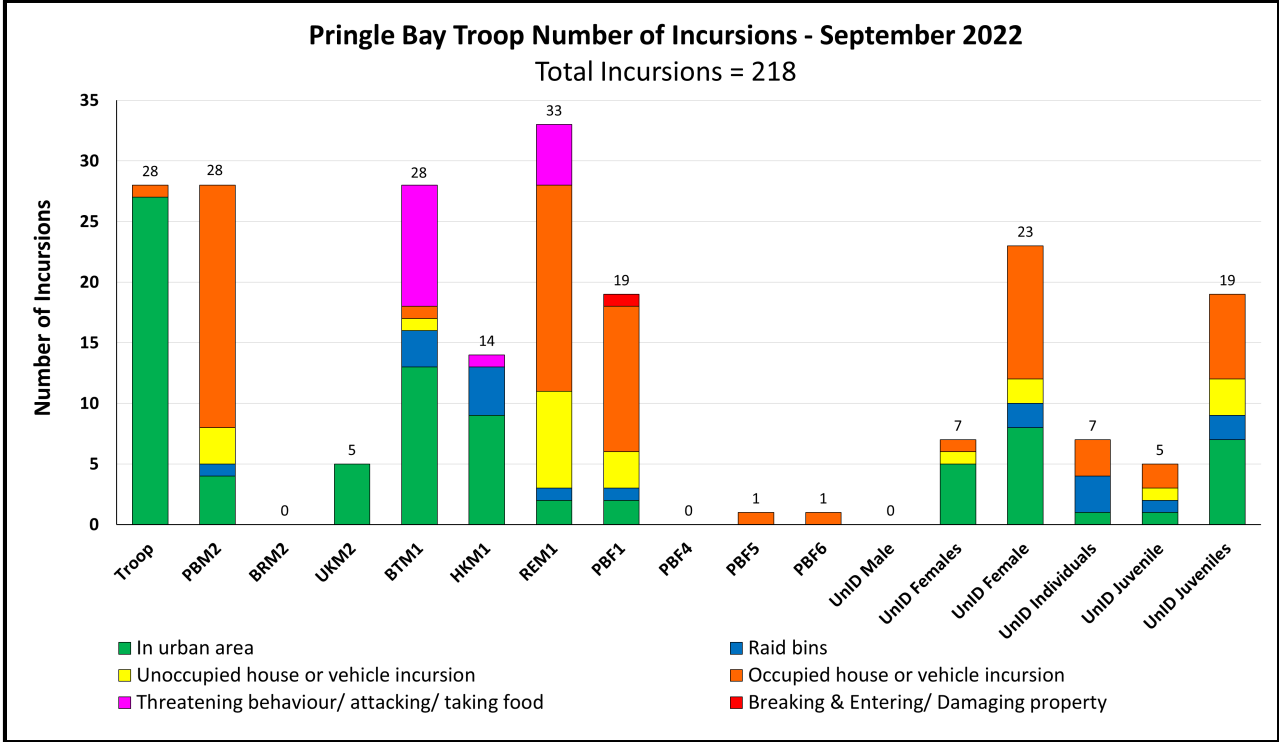


Figure 3.3 Number of incursions for the Pringle Bay Troop and individuals during September 2022. Note that the individuals of the troop committed 116 assertive raids, and only 102 non-assertive raids. In other words, every time any individual went to town it was more likely to enter a house or take food directly from a person, than it was to just to feed in a garden, or open a bin. This trait was as characteristic of juveniles as it was of adults.

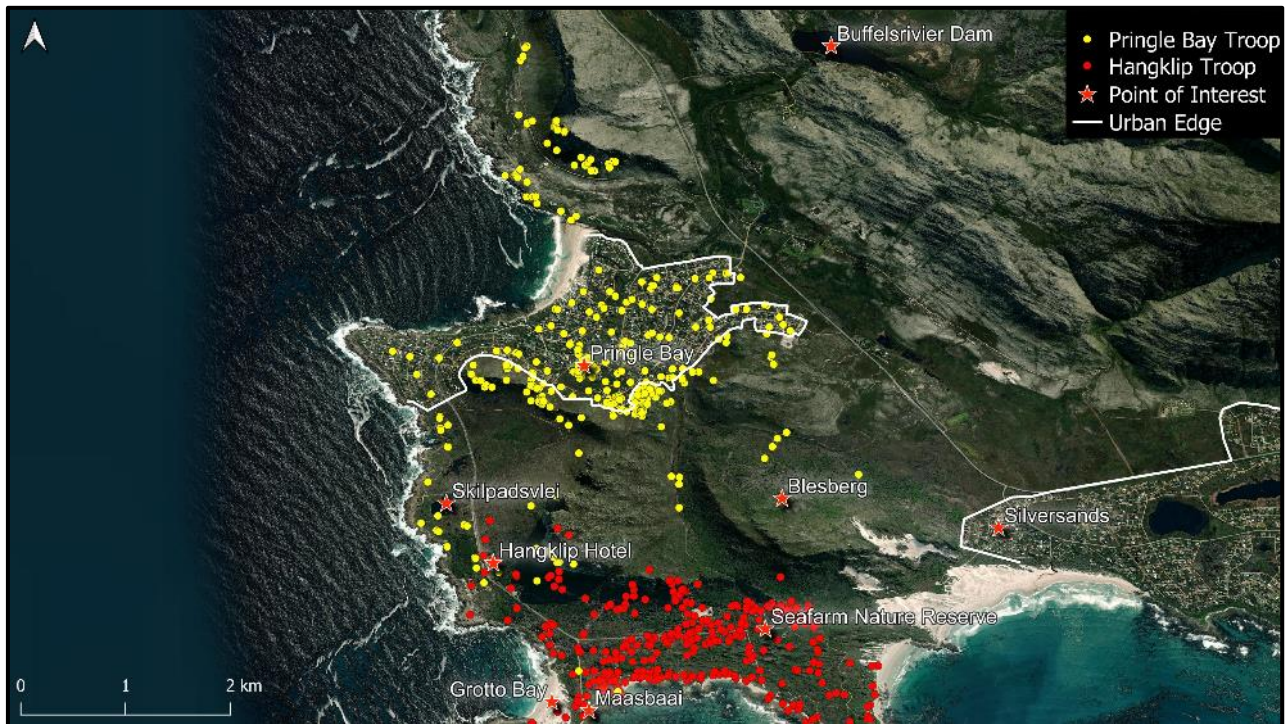


Figure 3.4 Map showing the GPS locations of PBF1 in the Pringle Bay Troop (Yellow) and HKM3 in the Hangklip troop (Red) during September 2022.

HANGKLIP TROOP

1.1.7 IN TOWN STATISTICS

- September was the eleventh consecutive month that no time in town was recorded for the Hangklip Troop.
- Individual time out of town remained at 100% as no individuals from the Hangklip Troop were recorded in the urban area during September.

	% Out of Town	% Up or Down from Previous Month	Days Entered	Total Time in Town	Avg Time in Town per day	Max Daily Time in Town	Min Daily Time in Town
Troop	100.0	0.0	0	0:00	00:00	00:00	00:00
Individuals	100.0	0.0	0	0:00	00:00	00:00	00:00

Table 4.1 In Town Statistics for the Hangklip Troop for September 2022. Time is expressed in hours and minutes. Average daylength in September was 11 hours and 52 minutes.

1.1.8 NOTEWORTHY INCIDENTS

- No incursions were recorded for the Hangklip Troop during September.
- The Hangklip Troop utilised the southern portion of their range quite extensively during the month, showing a concentration of activity along the coast from Maasbaai Peninsula to Seafarm Peninsula.

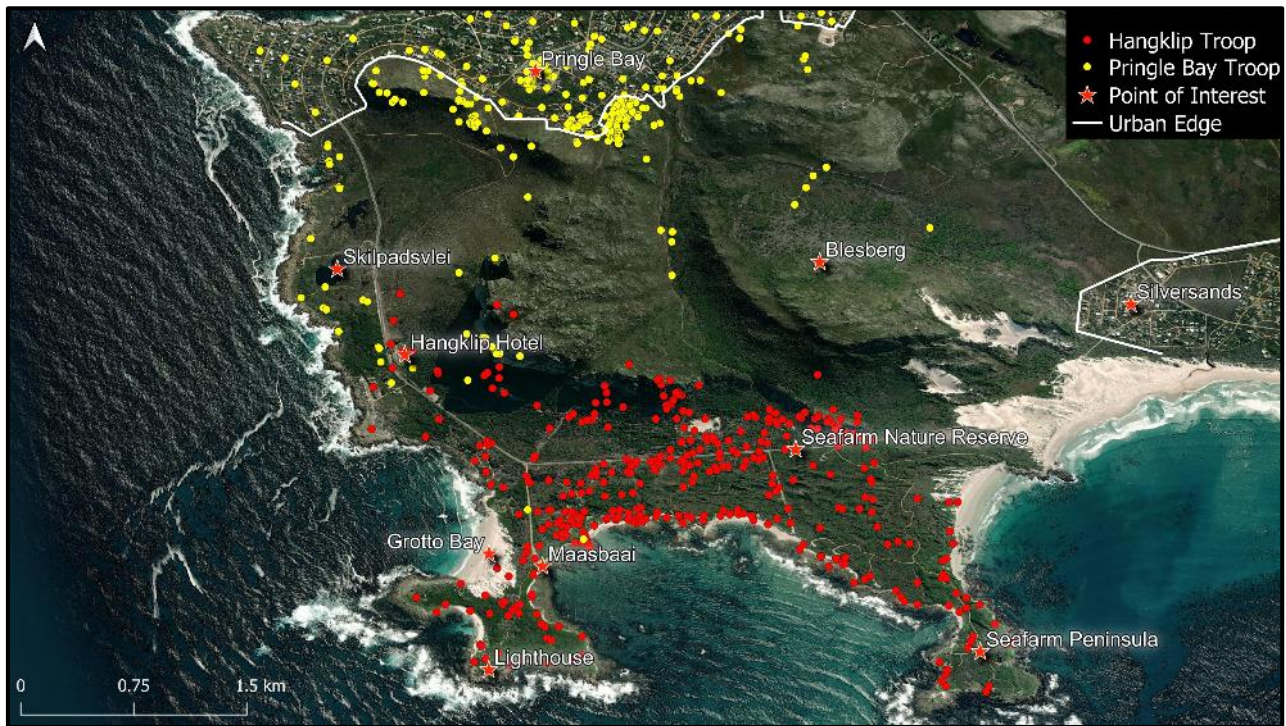


Figure 4.2 GPS locations of HKM3 in the Hangklip Troop (Red) and PBF1 in the Pringle Bay Troop (Yellow) as determined by their GPS collars during September 2022.

SILVERSANDS TROOP

1.1.9 IN TOWN STATISTICS

- Troop time out of town increased from 99.9% in August to 100% during September.
- Time out of town by individuals increased by 1.6% from 94.5 % in August to 96.1% in September.

	% Out of Town	% Up or Down from Previous Month	Days Entered	Total Time in Town	Avg Time in Town per day	Max Daily Time in Town	Min Daily Time in Town
Troop	100.0	+ 0.1	0	0:00	00:00	00:00	00:00
Individuals	96.1	+ 1.6	10	13:49	1:22	02:54	00:05

Table 5.1 In Town Statistics for the Silversands Troop for September 2022. Time is expressed in hours and minutes. Average daylength in September was 11 hours and 52 minutes.

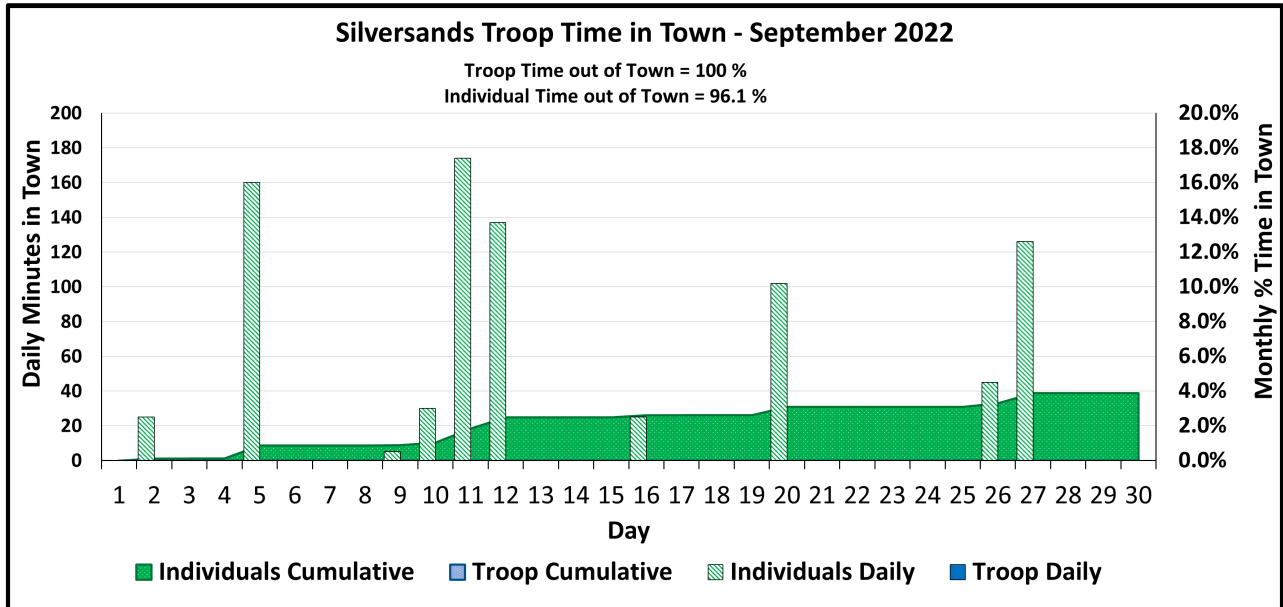


Figure 5.1 Troop and individual daily time (minutes) in town (bars), and monthly (area) percentage Time in Town by the Silversands Troop during September 2022.

1.1.10 NOTEWORTHY INCIDENTS

- Individuals from the Silversands Troop were able to access the urban area on 10 days during September.
- The Silversands Troop did not enter the urban area during September.
- SSM2 raided an unsecured bin in Retzia Close on 5 September.
- On 11 September several females moved through town with SSM2 and a sub adult-male before joining the majority of the troop near the beach.

HWS: TROOP MONTHLY REPORT																																
SECTOR										CLASSES OF BEHAVIOUR																						
OVERSTRAND					Siversands					1	In urban area	4	Attacking pets	7	Threatening behaviour/ attacking/ stealing food																	
BABOON TROOP:					Siversands					2	Raid bins	5	Unoccupied house or vehicle incursion	8	Breaking & Entering/Damaging property																	
MONTH: September					YEAR: 2022					3	Non malicious damage	6	Occupied house or vehicle incursion	9	Nocturnal incursion																	
BABOON ID	Sex	1	2	3	4	5	6	7	8	9	10	11	12	13	14	15	16	17	18	19	20	21	22	23	24	25	26	27	28	29	30	TOTAL
Troop																																
SSM1 (short tail)						1					1	1	1				1										1					6
SSM2						1,2				1		1	1								1							1				7
UniD Males																																
UniD Male			1																													1
UniD Sub-Male											1																	1				2
UniD Females											1																					1
UniD Female																																
UniD Individuals																																
UniD Juveniles																																
	%	TIME SPENT IN TOWN (Minutes)																												HRS		
Troop	0.0																															0.00
Individuals	3.9	25				160				5	30	174	137				25						102					45	126			13.82
Roost:	AM	?	?	?	?	?	?	?	?	?	?	?	?	?	?	?	?	?	?	?	?	?	?	?	?	?	?	?	?	?	?	
Roost:	PM	?	?	?	?	?	?	?	?	?	?	?	?	?	?	?	?	?	?	?	?	?	?	?	?	?	?	?	?	?	?	
Roost Sites	?	Unknown										2						3							4					5		
	6											7						8							9					10		
	11											12						13							14					15		
	16											17						18							19					20		
	21											22						23							24					25		
	26											27						28														
ID Features of Baboons																																
General remarks	Please note that numbers in red indicate non-urban raids or incursions. * Indicates individuals were seen in town but were not seen entering and/or leaving. These data were therefore estimated.																															

Figure 5.2 The Silversands Troop incident sheet for September 2022.

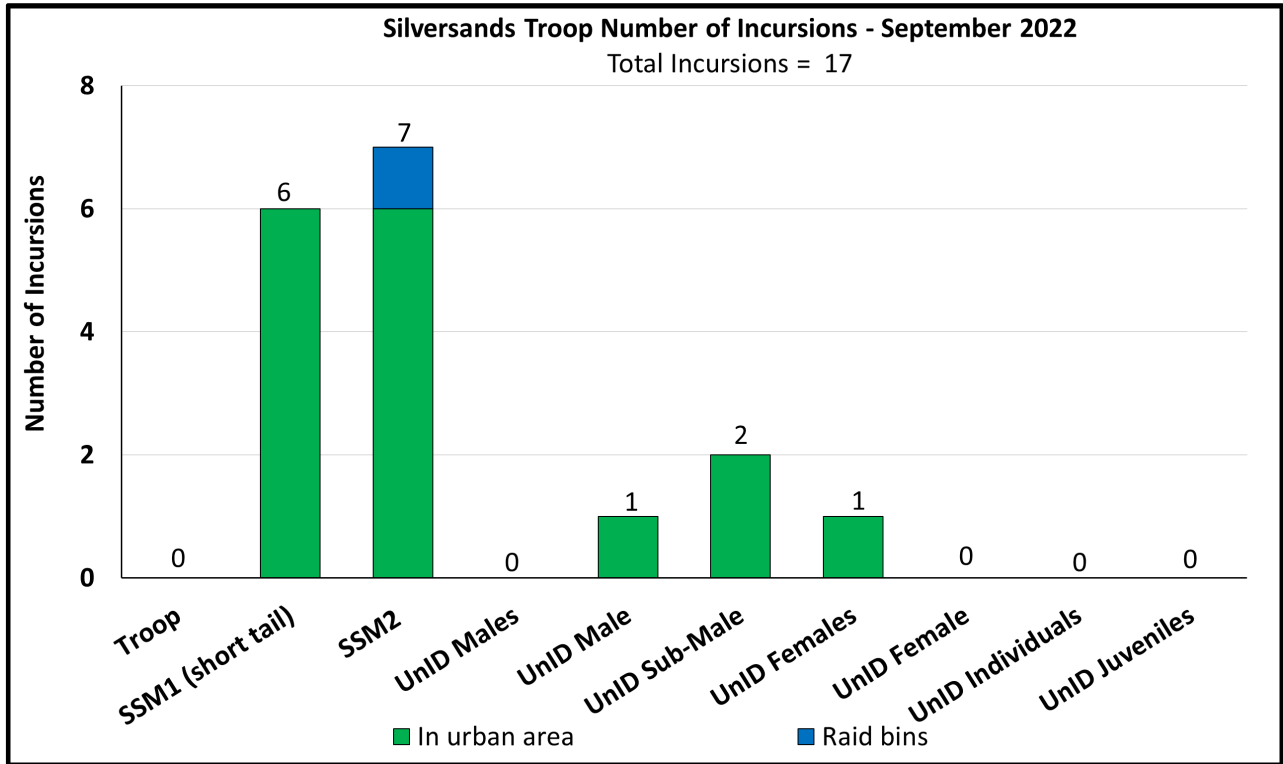


Figure 5.3 Number of incursions by the Silversands Troop and individuals during September 2022.

BETTY'S BAY TROOP

1.1.11 IN TOWN STATISTICS

- Troop time out of town increased from 95.7% during September to 96.9% during September.
- Individual baboons time out of town increased 86.8% in August to 88.9% during September.

	% Out of Town	% Up or Down from Previous Month	Days Entered	Total Time in Town	Avg Time in Town per day	Max Daily Time in Town	Min Daily Time in Town
Troop	96.9	+ 1.2	11	11:01	1:00	2:40	0:05
Individuals	88.9	+ 2.1	20	39:30	1:58	4:26	0:25

Table 6.1: In Town Statistics for the Betty's Bay Troop for September 2022. Time is expressed in hours and minutes. Average daylength in September was 11 hours and 52 minutes.

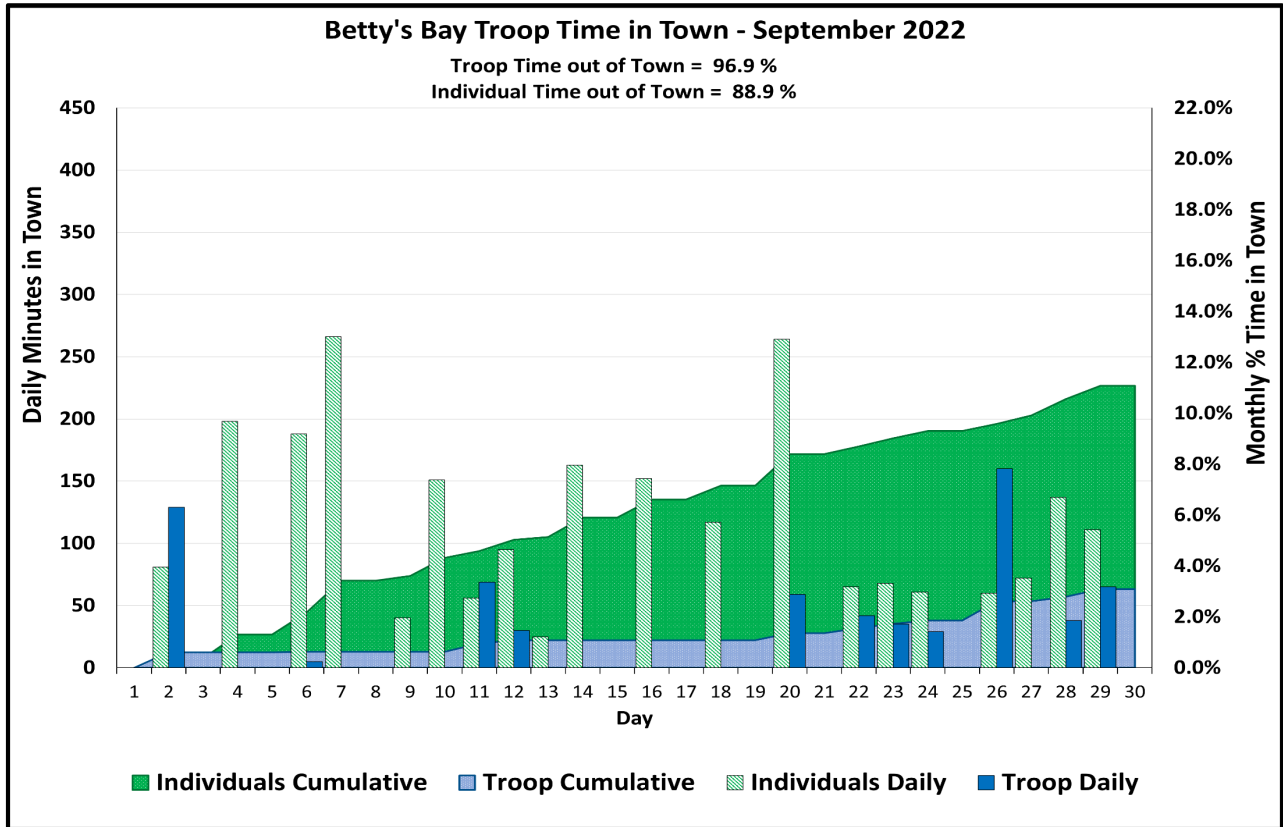


Figure 6.1 Troop and individual daily time (minutes) in town (bars), and monthly (area) percentage Time in Town by the Betty’s Bay Troop during September 2022.

1.1.12 NOTEWORTHY INCIDENTS

- On 1 September a HWS field ranger observed three dogs below the baboons sleep site near Kasteelkop. Field rangers chased them away in the morning, and again chased them away when they returned later in the afternoon.
- There were 10 days during September in which there were no baboons from the Betty’s Bay Troop in the urban area (Kleinmond).

HWS: TROOP MONTHLY REPORT																																							
SECTOR										CLASSES OF BEHAVIOUR																													
OVERSTRAND										1 In urban area										4 Altercation with pets										7 Threatening behaviour/ attacking/ stealing food									
BABOON TROOP:					BETTY'S BAY					2 Raid bins					5 Unoccupied house or vehicle incursion					8 Breaking & Entering/Damaging property																			
MONTH: September					YEAR: 2022					3 Non malicious damage					6 Occupied house or vehicle incursion					9 Nocturnal incursion																			
BABOON ID	Sex	1	2	3	4	5	6	7	8	9	10	11	12	13	14	15	16	17	18	19	20	21	22	23	24	25	26	27	28	29	30	TOTAL							
Troop			1				1						1	1							1		1	1	1		1	1	1		11								
BBM2	M		1											1	1	1					1										7								
BBM4	M		2				5						6	1			6			1		6			1	1	2	6	1	6	13								
BBF1	F				1																			2							2								
BBF2	F				1		6							1						1							2				5								
UnID Male	M																																						
UnID Females	F		1		1		1				1	1			1												2		1	1	9								
UnID Female	F		2				6	1												1					2			1			6								
UnID Individuals													6	1		1		1			1		1			2				7									
UnID Juveniles			1		1			1						6									1		1	1	2				7								
		TIME SPENT IN TOWN (Minutes)																												HRS									
Troop	3.1	129				5						69	30							59		42	35	29	160		38	65		11.02									
Individuals	11.1	81	198			188	266			40	151	56	95	25	163		152			117		264	65	68	61	60	72	137	111	39.50									
Roost:	AM	21	26	25	25	25	25	25	25	25	25	25	26	26	26	25	25	25	25	25	25	25	27	27	18	18	26	25	27	27									
Roost:	PM	27	25	25	25	25	25	25	25	25	25	26	26	26	25	25	25	25	25	25	25	25	27	27	26	18	26	25	27	27									
Roost Sites		1	2	3	4	5	6	7	8	9	10	11	12	13	14	15	16	17	18	19	20	21	22	23	24	25	26	27	28	29	30								
		Disa Kloof	Sunny Seas West	Jocks Bay	Caltex	Kasteel Kop	Sandown Peak	Leopard Kloof	Sunny Seas East	Zigzag	Waterfall	Pimples	Three Sisters	Leopard Kloof Lower	Bass Lake	Church	Unknown	Isaacs River Kloof	Leopard Kloof Upper	Bass Lake West	Kleinmond Lookout	Harold Porter Gardens	Jean's Hill	Sunny Seas	Bass Lake East	Kopje	Palmeit	Heuningklip											
ID Features of Baboons																																							
General remarks		Please note that numbers in red indicate non-urban raids or incursions.																																					

Figure 6.2 The Betty’s Bay Troop incident sheet for September 2022.

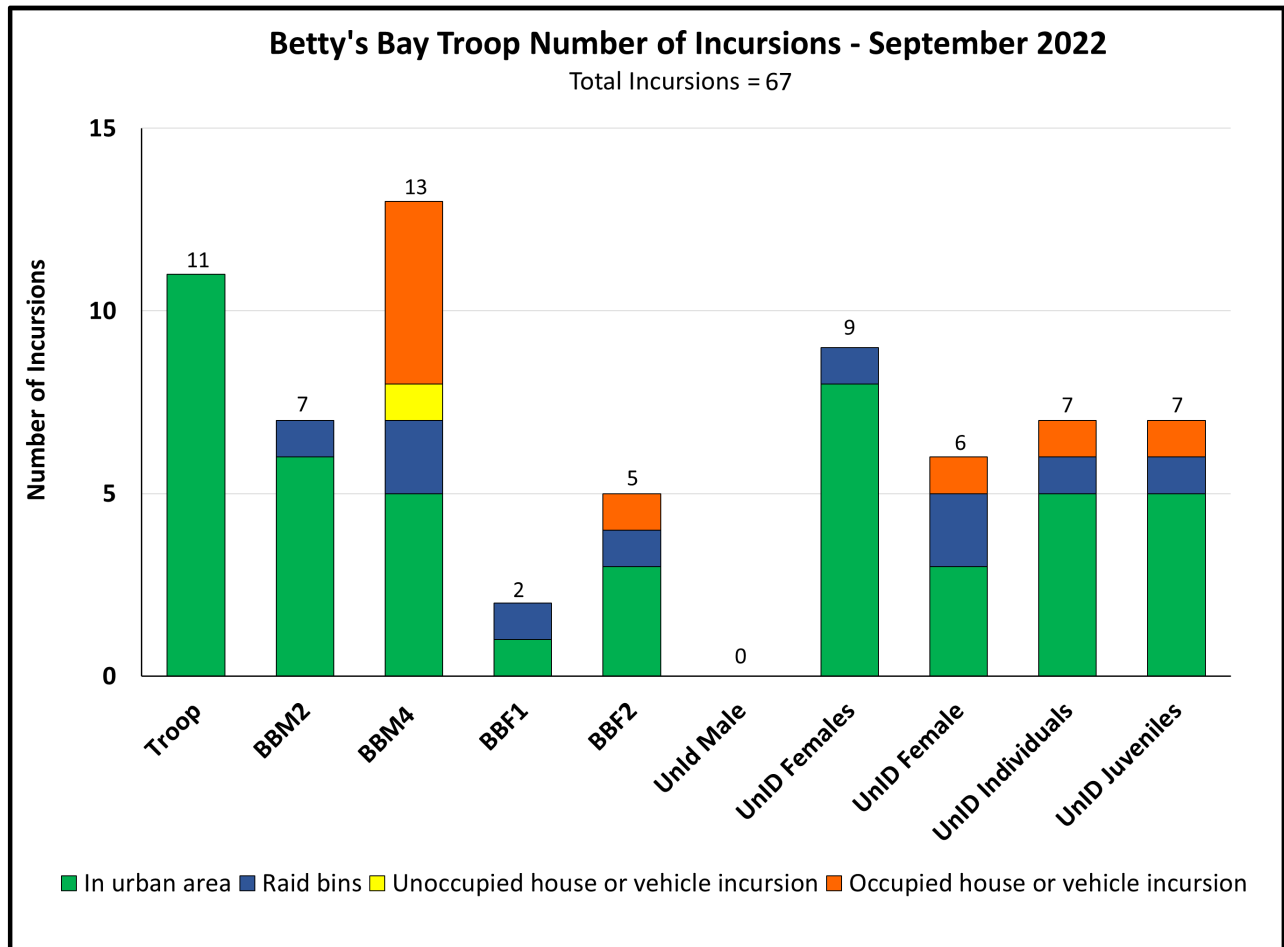


Figure 6.3 Number of incursions by the Betty’s Bay Troop and individuals during September 2022.

Class of Behaviour	Betty's Bay Troop			Pringle Bay Troop			Voëlklip Troop		
	September 2021	September 2022	% Change	September 2021	September 2022	% Change	September 2021	September 2022	% Change
Unoccupied House Incursions	5	1	-80%	1	22	2100%	5	0	-100%
Occupied House Incursions	23	9	-61%	25	77	208%	0	2	200%
Threatening/Stealing Behaviour	1	0	-100%	0	16	1600%	0	0	0%
Breaking & Entering	5	0	-100%	0	1	100%	1	0	-100%
Total	34	10	-71%	26	116	346%	6	2	-77%

Table 6.2 Changes in assertive behaviour in the Betty’s Bay, Pringle Bay, and Voëlklip Troops between 2021 and 2022. **Note:** Since the euthanasia of BBM1 AKA ‘Scarface’ there have been no further instances of breaking and entering recorded for the Betty’s Bay Troop.

BIRTHS, DEATHS & MIGRATIONS

- One birth was recorded in the Betty’s Bay Troop during September. No deaths or migrations were recorded.

VIRTUAL FENCE USE

- In the Overstrand West region, the Virtual Fence was used on one day during September.

GENERAL COMMENTS – ALL TROOPS

POPULATION CHARACTERISTICS

During September there was a total of one potential emigration and one birth (**Table 7.1**). The potential emigration was of VGM3 from the Vogelgat Troop venturing east of the normal ranging area of the Vogelgat Troop. VGM3 has since ranged in and out of the eastern portion of the Vogelgat Troop range, and has been recorded in valleys north west of Stanford. The birth was recorded in the Betty's Bay Troop. It was estimated that the infant was born around 13/14 September.

Troop	October	June	June	June	September 2022			Total observed Births	Total observed Deaths	Total observed Migrations
	2019	2020	2021	2022	Births	Deaths	Emigration / Immigration	(1 July 2022 to 30 September 2022)	(1 July 2022 to 30 September 2022)	(1 July 2022 to 30 September 2022)
Voëlklip	29	29	27	37	0	0	0	0	1	0
Vogelgat	N/A	22*	29	27	0	0	1	0	0	-1
Onrus	N/A	N/A	25*	24*	0	0	0	0	0	0
Hamilton Russel	N/A	N/A	21*	25	0	0	0	0	0	0
Pringle Bay	16	16	17	14	0	0	0	0	1	+2
Betty's Bay	N/A	19	20	23	1	0	0	2	2	0
Hangklip	N/A	N/A	30	38	0	0	0	0	0	0
Silversands	N/A	N/A	43	41*	0	0	0	0	1	0
Total	45	64	166	228	1	0	1	2	5	+1

Table 7.1: Population data for the managed troops in the Overstrand in September 2022. Emigration / Immigration figures show animal movements between troops. * Troop sizes were estimated, because they were not seen enough to get accurate counts. Note: Troop numbers are counted once a year in June. Troop numbers are not updated during the year by just counting births and deaths, because these may occur without being observed by field rangers.

Deaths	2019/20 (October - June)	2020/21 (July - June)	2021/22 (July 2021 - June 2022)	2022/23 (July 2022 - September 2022)	September 2022	TOTAL (since October 2019)
Management	3	0	1	0	0	4
Human Induced (HID)	1	2	9	4	0	16
Direct *	1	2	8	3	0	14
Indirect **	0	0	1	1	0	2
Natural	2	7	7	0	0	16
Unknown	0	0	2	1	0	3
TOTAL DEATHS	6	9	19	5	0	39

Table 7.2: Causes of baboon deaths since October 2019; *Deaths caused directly by humans, such as motor vehicle accidents, shooting, poisoning and dogs. **Deaths caused indirectly by humans such as electrocutions and fire.

HOTLINE DATA

Incursion related hotline calls in managed areas increased significantly from 87 to 175 during September 2022. The majority of calls came from Voëlklip (n = 74), Kleinmond (n = 53), and Pringle Bay (n = 37) (**Figure 8.1**). The majority (87%) of hotline calls were made to alert HWS to the presence of baboons in the urban area (**Figure 8.2**). There was also a significant increase in the number of calls reporting Occupied House incursions (10%). Additionally, there was also an increase in the number of calls reporting baboons threatening or stealing from residents.

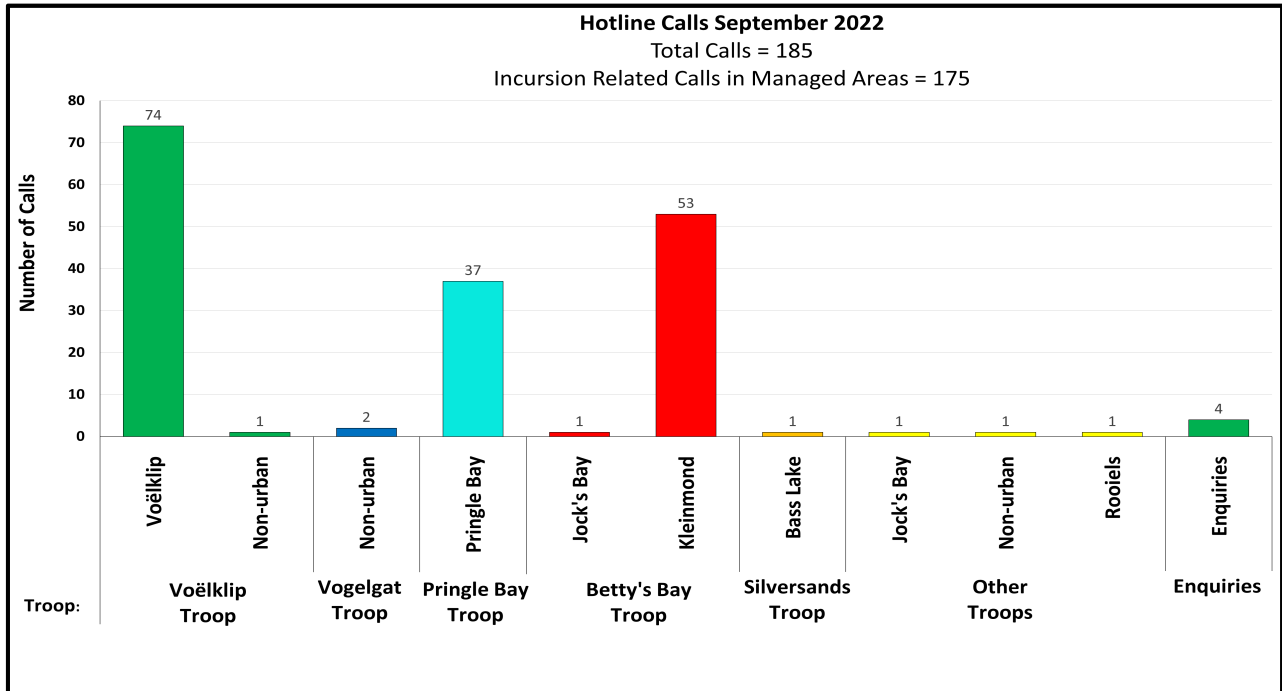


Figure 8.1: Hotline calls in baboon affected areas for September 2022. Incursion related hotline calls are calls reporting managed baboons in urban areas. Managed areas are those areas in which baboon troops are known to occur and are actively managed.

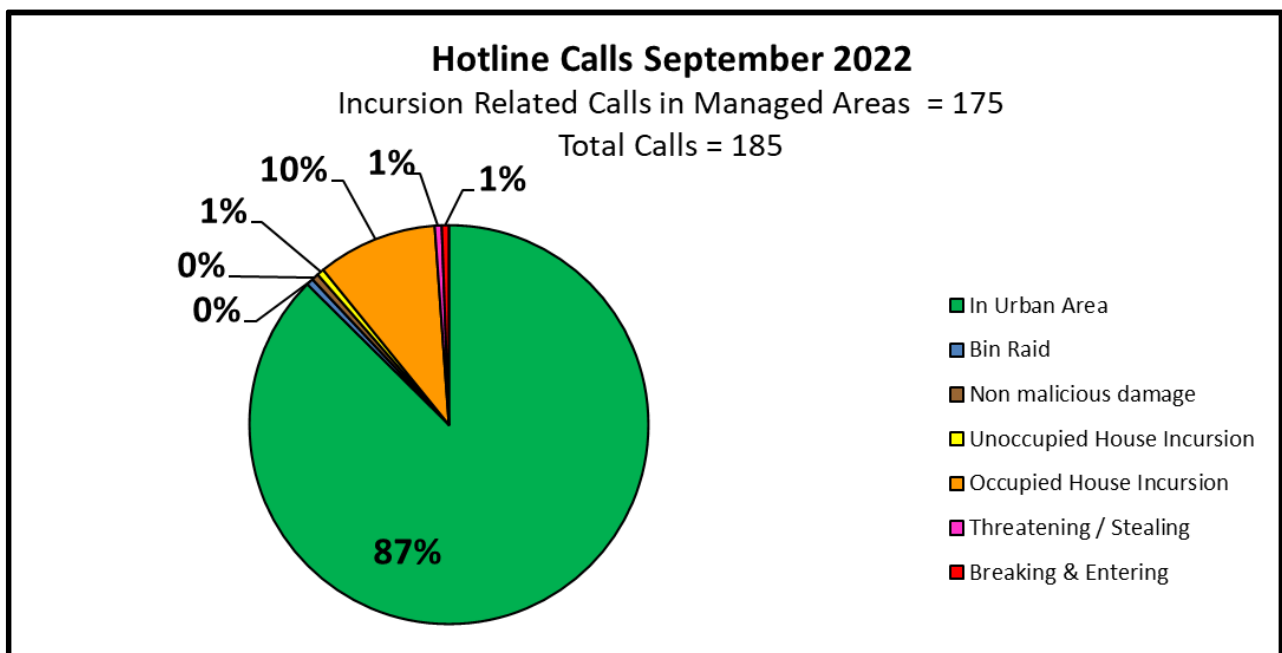


Figure 8.2: Composition of incursion-related hotline calls during September 2022. **Note:** This chart

represents the composition of hotline calls, not the composition of known incursions by baboons.

RECORDED INCURSIONS

The total number of incursions recorded during the month decreased from 383 in August to 366 in September (**Figure 9.1**). The Pringle Bay and Betty’s Bay Troops were responsible for 60% of all incursions, and 98 % of all assertive incursions. Members of the Pringle Bay Troop continued along a path of ever-increasing assertiveness, with 77 occupied house incursions recorded during September. In addition, they registered 16 incidences of threatening behaviour/attacking/stealing food. In Betty’s Bay there was a significant decrease in the number of incursions recorded, decreasing from 133 in August to 67 in September. The decrease was most notable in the number of occupied house incursions (17 to 9). Incursions decreased in Silversands, from 39 in August to 17 in September, with no assertive incursions being recorded.

In the Eastern Overstrand, the Voëlklip Troop was responsible for 60 incursions, with two occupied house incursions recorded during the month. This was a significant increase from only 24 incursions August. The Vogelgat Troop saw a significant drop in incursions, with members of the troop being present in the urban area on only one day during September.

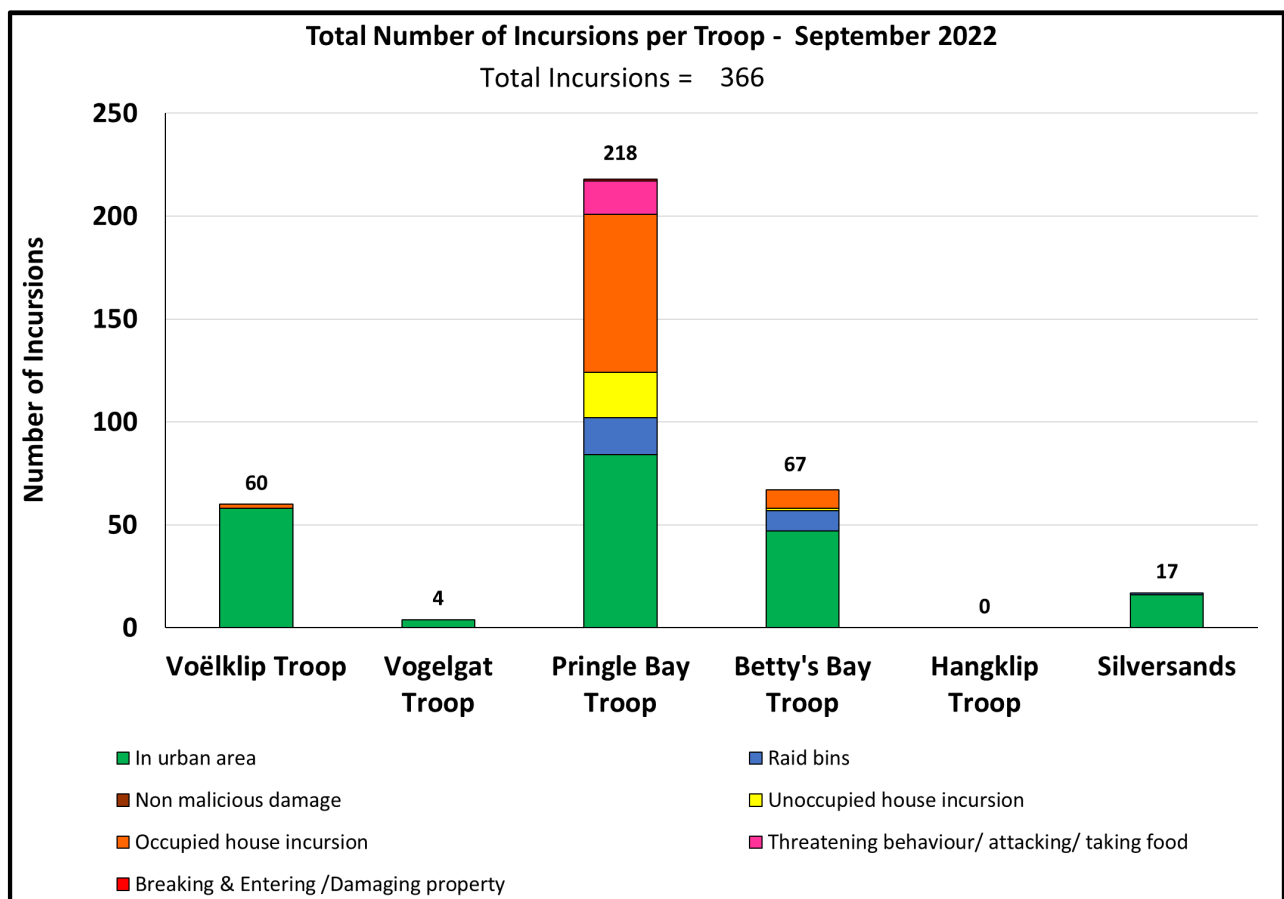


Figure 9.1 Total observed incursions per troop during September 2022. **Note:** Observed incursions are not hotline related, but are incursions observed by HWS Field Staff.

In order to determine whether the trends seen during September (Figure 9.1) were a true reflection of behaviours in the three most managed Overstrand troops, the data for all incursions for the past three months for 2021 and 2022 were summarised in Figure 9.2. It is very evident from this figure, that the assertive raiding behaviour of the Pringle Bay Troop has increased in all respects, but most particularly with

regards to the highly assertive raiding behaviour of threatening / stealing / or directly attacking humans for food. As noted above, this behaviour is a direct result of the immigration of REM1 and BTM1 into the Pringle Bay Troop over the past two months. By contrast, the Betty’s Bay Troop registered a decrease in every category of assertive behaviour, and only registered a relative increase in bin raids. Similarly, the Voëlklip Troop registered very significant decreases in occupied house raids and bin raids, and 97% of all raids were simply recording baboons being in the urban area.

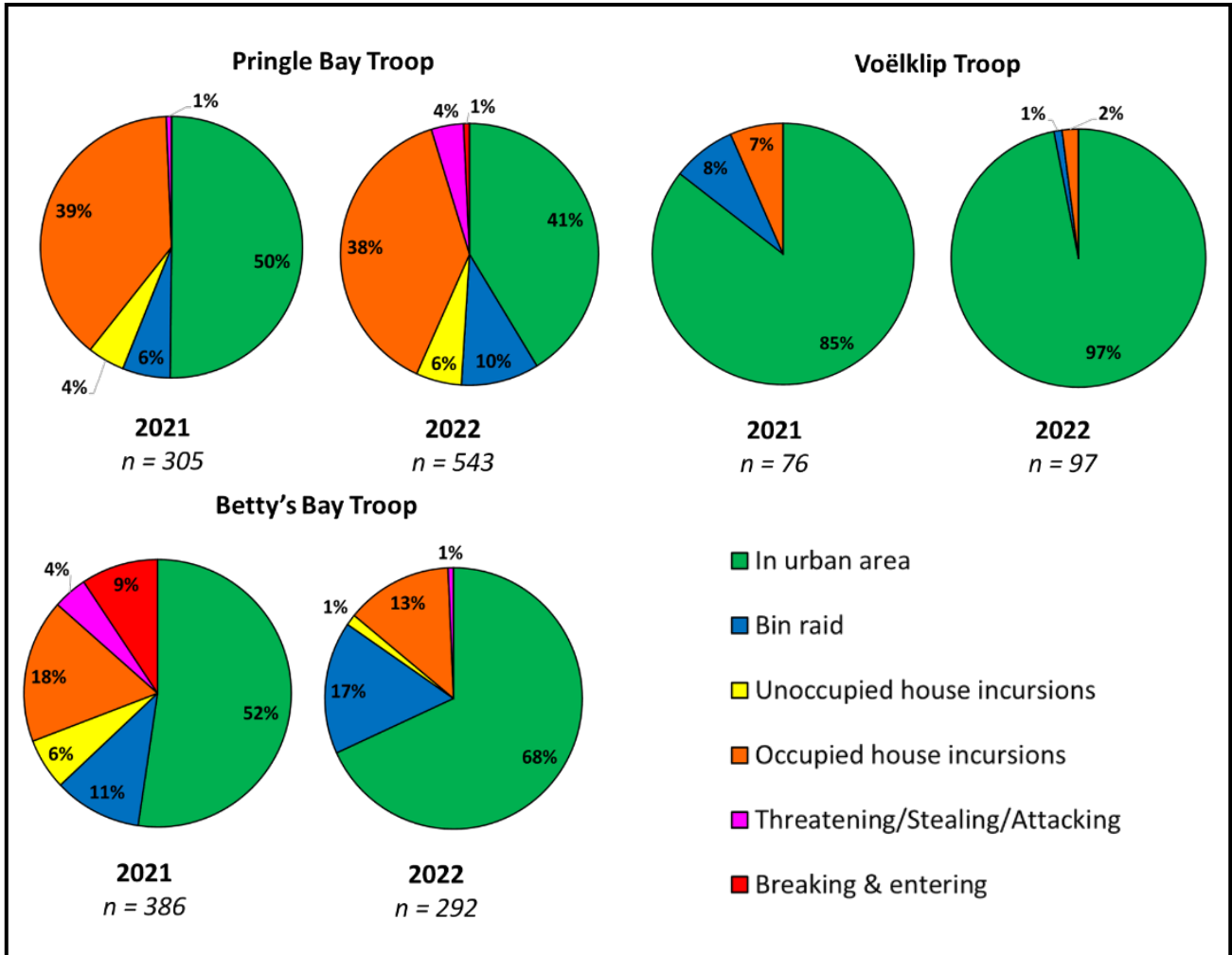


Figure 9.2 Comparison of incursions made by the Voëlklip, Pringle Bay, and Betty’s Bay Troops during the months of July, August and September in 2021 and 2022.

PERCENTAGE TIME OUT OF TOWN

During September, the average time out of town by troops decreased from 95.7% in August to 93.6% (Figure 9.2). Individual time out of town also decreased from 93.4% in August to 92.8% in September. The decrease in time out of town (TOT) by troops is primarily due to the Pringle Bay Troop spending a significantly greater proportion of its time in the urban area during September. The decreased TOT for individuals is largely due to members of the Voëlklip Troop increasing the amount of time they spent in town during the month.

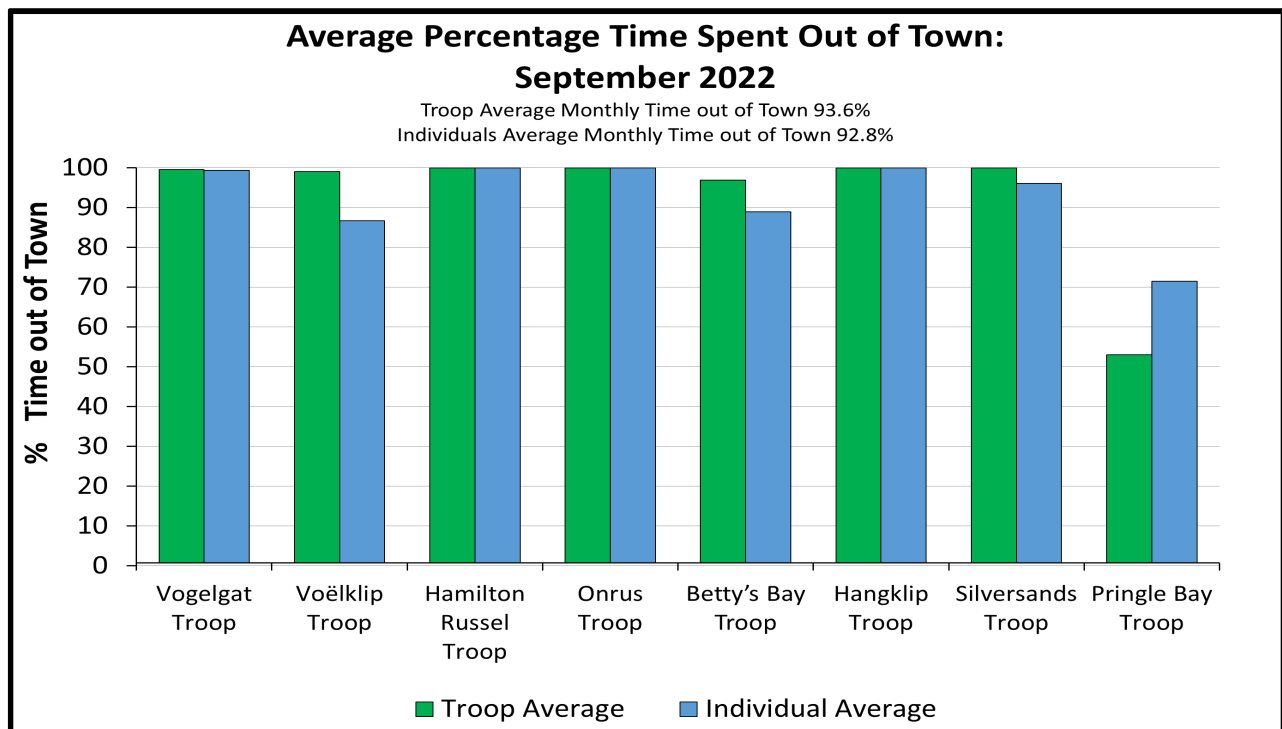


Figure 9.2 Percentage time the managed baboon troops and individuals spent out of town during September 2022.

RECOMMENDATIONS

- Ripening **fruit on fruit trees** in baboon-affected areas should be harvested to remove the attractant for baboons. **This is particularly important now during spring and summer.**
- **Waste and recycling collection should be prioritised** to take place in the early mornings.
- Residents should not put out their waste **the night before** collection day.
- All bins used in baboon effected areas should be **baboon-proof and locked.**
- Additional **baboon awareness** campaigns focused on tourists during holiday seasons would be beneficial.
- **Baboon-proof bins** are required throughout the western region of the Overstrand.
- **Refuse bags** should not be left lying open on the sidewalk and easily available to baboons.
- **Open vegetable gardens** should be baboon proofed.
- Residents are strongly discouraged from feeding wildlife, including birds. Bird seed is a high energy food even though individual seeds look small.
- Residents are encouraged to record and report the feeding of wildlife to the municipality, CapeNature, or to the baboon hotline (072 028 0008).

CONCLUSION

During September the Voëlklip Troop spent significantly more time in the urban area than during the previous month. The primary driver of this behaviour seemed to be the availability of fruit in gardens adjacent to the urban edge. The main fruiting attraction during September seemed to be loquats (*Eriobotrya japonica*). The availability of this fruit had a significantly negative impact on the behaviour of the baboons because they invariably spent prolonged periods in the urban area.

The Vogelgat Troop was almost entirely absent from the urban area during September, with individuals present in the urban area on only one day during the month. The application of GPS collar on an adult male, VGM3, in the troop enabled the HWS rangers to anticipate the movements of the troop and hence accurately deploy the Virtual Fence and limit further incursions into the urban area.

The Pringle Bay Troop continued to show highly assertive and threatening behaviour. Alarmingly September saw the adoption of car raiding behaviour in the troop. This behaviour began from several individuals observing REM1, a recent immigrant from the Rooiels Troop, where this behaviour is a common occurrence. Whilst the majority of car incursions were recorded by REM1, PBM2 and PBF1 have both joined in car raids. Additionally, juveniles were also observed engaging in this behaviour on one occasion. The frequency and intensity of threatening and stealing behaviour has increased drastically in recent months (Figure 9.2) with 16 instances being recorded during September by REM1 and BTM1. Without decisive and proportional action there is a risk to members of the public. Conversely, the Betty's Bay Troop showed a continued improvement in its overall behaviour, with increased time out of town for both troop and individuals, and with total incursions being reduced by half when compared to the previous month (133 in August to 67 in September).

It is apparent that there is a strong relationship between the assertiveness of a troop's behaviour and the access that troop has to town. In the previous management year, the Pringle Bay Troop spent a prolonged period absent from the urban area and relatively low levels of assertiveness were recorded for the troop. During the current management year the troop has spent increasingly more time in town, resulting in a progressive deterioration in their behaviour. It is also significant that the sudden rise in highly assertive behaviours (threatening or attacking people, and occupied car raids), is a direct result of the immigration of BTM1 and REM1, two males which have emigrated from troops which do not experience active management by baboon rangers.

In contrast, since the loss of BBM1 and BBM3 from the Betty's Bay Troop, the troop has seen a considerable improvement in behaviour (reduction of all forms of assertive behaviour), and especially when in the mountains around Kleinmond during most of August and September.

HWS Holdings CC