



© Human Wildlife Solutions

Human Wildlife Solutions

Overstrand

Monthly Report

July 2022

TABLE OF CONTENTS:

TABLE OF CONTENTS:	2
INTRODUCTION	3
OVERSTRAND EAST TROOPS	4
1.1 VOËLKLIP TROOP.....	4
1.2 VOGELGAT TROOP	6
1.3 ONRUS TROOP	8
1.4 HAMILTON RUSSEL TROOP	8
1.5 BIRTHS, DEATHS & MIGRATIONS	8
OVERSTRAND WEST TROOPS	9
1.6 PRINGLE BAY TROOP	9
1.7 HANGKLIP TROOP	12
1.8 SILVERSANDS TROOP	13
1.9 BETTY'S BAY TROOP	14
1.10 BIRTHS, DEATHS & MIGRATIONS	16
1.11 Virtual Fence use.....	16
GENERAL COMMENTS – ALL TROOPS	17
1.12 POPULATION CHARACTERISTICS	17
1.13 HOTLINE DATA	17
1.14 RECORDED INCURSIONS	18
1.15 PERCENTAGE TIME OUT OF TOWN	19
1.16 RECOMMENDATIONS.....	20
CONCLUSION	21

INTRODUCTION

This monthly report covers the period from 1 July to 31 July 2022.

In the Eastern Overstrand, the Voëlklip Troop made only one incursion into the urban area during the month, but with individuals gaining access to the town on five other days during July. On the other side of Hermanus however, the Vogelgat Troop saw a significant increase in the number of recorded incursions, with the troop gaining access to town on two occasions. This increased presence in the urban area is a significant change from the majority of the management period in which the troop seldom accessed town, being absent for a period of 20 months. This change can be related directly to the moratorium on collaring baboons which became effective in February 2022. This prevented HWS from installing a collar on the Vogelgat Troop and hence being able to anticipate its movements as it approached the urban area.

In the western Overstrand, there was a significant increase in the number of Human Induced Deaths (HIDs) during the month, with two direct HIDs due to poisoning and one indirect HID (electrocution), in July. This again highlights the necessity of the baboon management program in which the primary objectives are to exclude baboons from urban areas and thereby help to prevent human induced deaths and from other dangers of anthropogenic environments. During July there was also a marked increase in the prevalence of assertive behaviour shown by members of the Pringle Bay Troop, with PBM2 committing an unprecedented 30 occupied house incursions. This increased assertive behaviour extended to females and juveniles in the troop.

In Betty's Bay the troop spent less time in town than during the previous months, however there was a marked increase in the number of recorded bin raids, bringing to the fore questions regarding the waste management practices in the area.

Elsewhere in the western Overstrand, the Silversands Troop made one incursion into the urban area during the month, with males from the troop making a further 15 incursions. Provisioning of food for wild animals has continued during July, further encouraging baboons into the urban area. Whilst the Hangklip Troop did not access the urban area during July, three individuals, including HKM3, were observed briefly in Pringle Bay before being moved south into Skilpadsvlei.

Probably the most significant event relating to baboons in the Overstrand during July was the death of BRM1. HWS considered this baboon the most important baboon in the Overstrand, because of his potential role in keeping this troop out of town. BRM1 had joined the Pringle Bay Troop from the Buffelsrivier Troop in December 2020. He ultimately became the alpha male and was the primary factor in the rewilding of the troop and keeping it in the Buffelstahl Catchment area for most of 2021. This baboon was only in town because he was following his females and the rest of the troop into town (seeking human derived foods (HDF's), and enticed into town by PBM2 and other dispersing males (HKM3 and UKM2) that had become resident in town over the past eight months. The death of BRM1 through suspected poisoning, removed the baboon most likely to lead the troop back to the wild and prevent it from becoming a more or less urban troop, resident in and around Pringle Bay.

OVERSTRAND EAST TROOPS

1.1 VOËLKLIP TROOP

1.1.1 IN TOWN STATISTICS

- Troop time out of town decreased during July from 99.8% to 99.0%.
- Time out of town for individuals decreased marginally from 97.8% in June to 97.6% during July.

	% Out of Town	% Up or Down from Previous Month	Days Entered	Total Time in Town	Avg Time in Town per day	Max Daily Time in Town	Min Daily Time in Town
Troop	99.0	-0.8	1	3:12	3:12	03:12	03:12
Individuals	97.6	-0.2	5	7:31	1:30	03:14	01:19

Table 1.1: In Town Statistics for the Voëklip Troop for July 2022. Time is expressed in hours and minutes. Average daylength in July was 10 hours and 10 minutes.

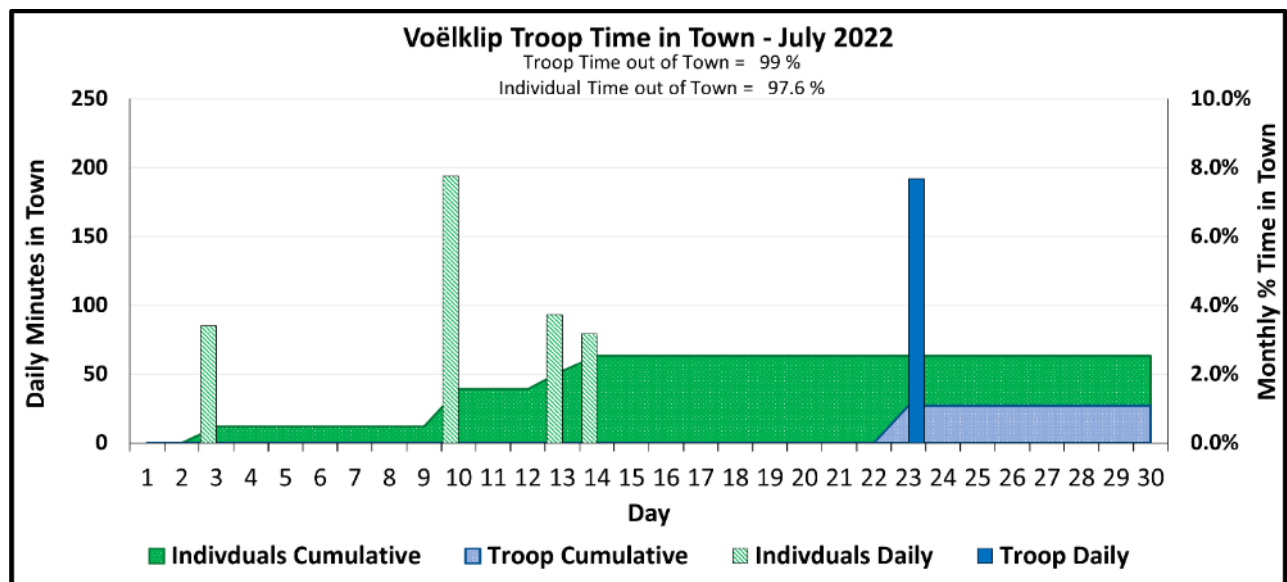


Figure 1.1 Troop and individual daily time (minutes) in town (bars), and monthly (area) percentage Time in Town by the Voëklip Troop during July 2022.

1.1.2 NOTEWORTHY INCIDENTS

1.1.2.1 HERMANUS HEIGHTS & GOLF COURSE

- Individuals from the Voëklip Troop accessed the Hermanus Heights suburb on three days during July.
- The sleep sites on the cliffs above Hermanus Heights continue to be the most heavily utilised in the home range of Voëklip Troop.

HWS: TROOP MONTHLY REPORT																																		
SECTOR		CLASSES OF BEHAVIOUR																																
OVERSTRAND		1	2	3	4	5	6	7	8	9	10	11	12	13	14	15	16	17	18	19	20	21	22	23	24	25	26	27	28	29	30	31	TOTAL	
BABOON TROOP: Voëlklip		1 In urban area		4 Attacking pets		7 Threatening behaviour/ attacking/ stealing food		2 Raid bins		5 Raid unoccupied house or vehicle		8 Breaking & Entering/Damaging property		3 Non malicious damage		6 Raid occupied house or vehicle		9 Nocturnal Raiding																
MONTH: July		YEAR: 2022																																
BABOON ID	Sex	1	2	3	4	5	6	7	8	9	10	11	12	13	14	15	16	17	18	19	20	21	22	23	24	25	26	27	28	29	30	31	TOTAL	
Troop																																		1
VGM1 BLUE TAG	M																																	1
UNKM1	M			1							1			1	1											1								5
VKF4 YELLOW TAG	F																																	
VKF5 RED TAG	F																																	
VKF1 GREEN TAG	F																																	
VKF6 ORANGE TAG	F																																	
UnID Male	M																																	
UnID Males	M																																	
UnID Females	F			1							1				1										1									4
UnID Female	F																																	1
UnID Individuals																																		
UnID Juveniles				1							1																							2
		TIME SPENT IN TOWN (Minutes)																													HRS			
Troop	%	1.0																															192	3.20
Individuals	%	2.4			85						194			93	79		*																7.52	
Roost:	AM	5	18	18	18	18	3	3	18	2	18	3	18	18	18	3	3	18	4	5	8	8	10	12	16	12	10	16	8	5	2	2	18	
Roost:	PM	18	18	18	18	18	3	3	18	2	18	3	18	18	18	2	3	18	4	5	8	8	10	12	16	12	10	16	8	5	2	2	18	22
Roost Sites		1	2	3	4	5	6	7	8	9	10	11	12	13	14	15	16	17	18	19	20	21	22	23	24	25	26	27	28	29	30	31		
		Golf Course	Lower Dam	Blaai Kloof	A-Shape	Talie's Kloof	9th Avenue Kloof	Heights Dam	Middle Dam	Big Titanic/Cave	Bos Klip	Kanonkop	Shade Rock	Green Kloof	Upper Dam	Small Titanic	Hermanus Heights	BHB Waterfall	BOSKO	Platte Klip	Dragon's Back	10th Ave Kloof	Steyn's Kloof	Rooiklip	Groot Uitkyk	Adder Ladder	Droë Kloof	11th Ave Kloof	In Town	ZigZag	Unknown			
ID Features of Baboons																																		
General remarks																																		

Figure 1.2: The Voëlklip Troop incident sheet for July 2022.

1.1.2.2 **VOËLKLIP & FERNKLOOF**

- On 23 July the Voëlklip Troop gained access to the urban area on one occasion in Voëlklip, moving down from 1st Avenue towards 8th street, before being pushed out near 3rd and 4th Avenues.

1.1.2.3 **GENERAL**

- The Voëlklip Troop made one incursion into the urban area on 23 July, spending 192 minutes in the western portion of Voëlklip suburb.
- No assertive incursions were observed by the Voëlklip Troop during July.
- A bear banger was heard being discharged by an unknown person in the vicinity of the Hamilton-Russell Cottages, causing the troop to run towards the Ashbourne Dam.

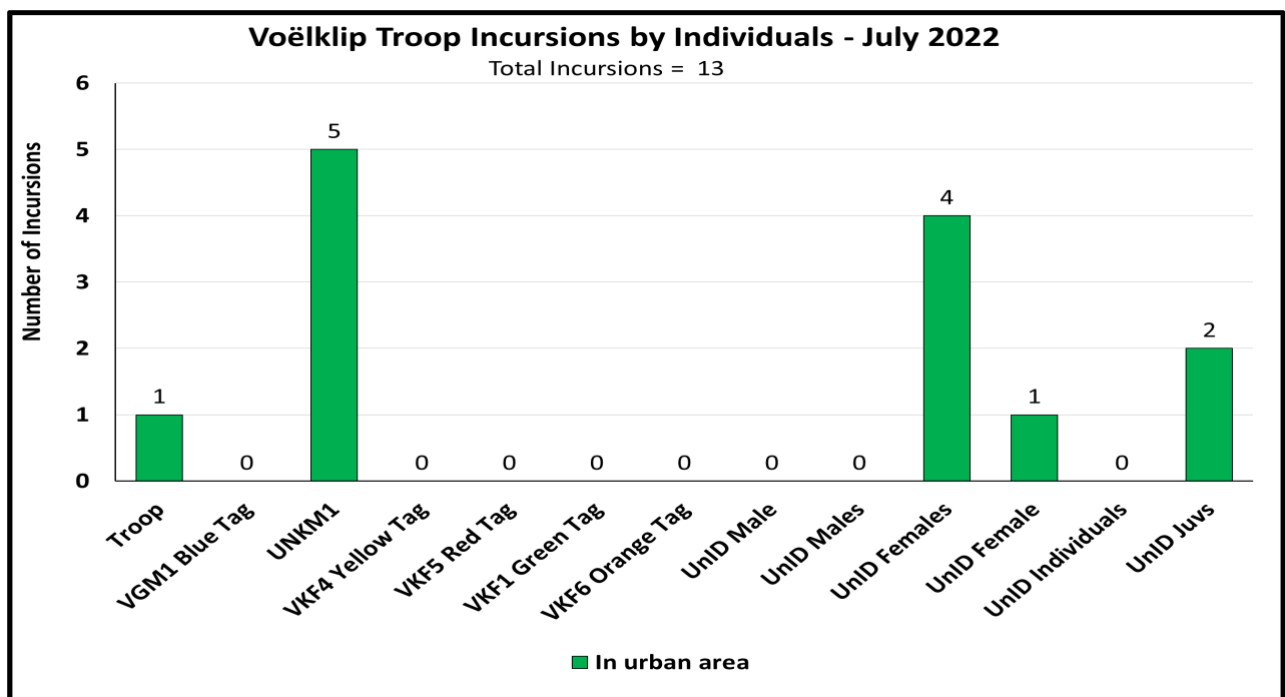


Figure 1.3 Number of incursions for the Voëlklip Troop and individuals during July 2022.



Figure 1.4 Map showing the GPS locations of VKF7 in the Voëlklip Troop during July 2022.

1.2 VOGELGAT TROOP

1.2.1 IN TOWN STATISTICS

- Time out of Town for the Troop decreased to 99.4% in July, with two recorded incursions by the troop during the month.
- Time out of town for individuals decreased during the month, from 98.9% during June to 98.1% during July.

	% Out of Town	% Up or Down from Previous Month	Days Entered	Total Time in Town	Avg Time in Town per day	Max Daily Time in Town	Min Daily Time in Town
Troop	99.4	-0.6	2	1:45	0:52	1:04	0:41
Individuals	98.1	-0.8	14	6:00	0:40	1:12	0:16

Table 2.1 In Town Statistics for the Vogelgat Troop for July 2022. Time is expressed in hours and minutes. Average daylength in July was 10 hours and 10 minutes.

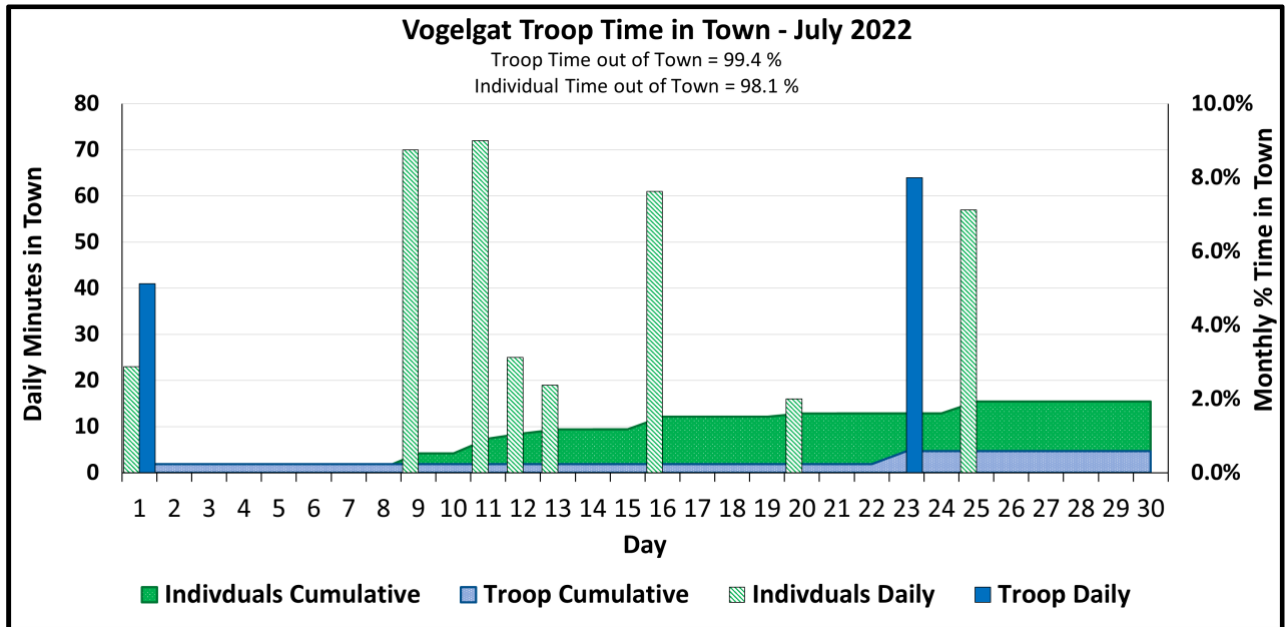


Figure 2.1 Troop and individual daily time (minutes) in town (bars), and monthly (area) percentage Time in Town by the Vogelgat Troop during July 2022.

HWS: TROOP MONTHLY REPORT																																		
SECTOR		CLASSES OF BEHAVIOUR																																
OVERSTRAND		1	2	3	4	5	6	7	8	9	10	11	12	13	14	15	16	17	18	19	20	21	22	23	24	25	26	27	28	29	30	31	TOTAL	
BABOON TROOP: VOGELGAT		1	2	3	4	5	6	7	8	9	10	11	12	13	14	15	16	17	18	19	20	21	22	23	24	25	26	27	28	29	30	31	TOTAL	
MONTH: July YEAR: 2022		1	2	3	4	5	6	7	8	9	10	11	12	13	14	15	16	17	18	19	20	21	22	23	24	25	26	27	28	29	30	31	TOTAL	
Troop		1																						1										2
VGF1		F																																
VGM2		M																																
UnID Male		M	1							2		1	1	1								1											1	9
UnID Males		M															1																1	1
UnID Females		F	1																														1	2
UnID Female		F																				1											1	2
UnID Individuals							1					1			1						1		1										6	
UnID Juvs																																		
		%																																
Troop		0.6	41																															
Individuals		1.9	23				*			70		72	25	19	*		61				*	16	*		64								17	6.00
Roost:		AM	?	?	?	?	?	?	16	?	?	?	?	?	3	?	?	?	?	11	?	?	?	?	?	?	?	?	?	?	15	?	?	
Roost:		PM	3	?	?	?	?	?	?	?	?	?	?	?	?	?	?	?	?	?	?	?	?	?	?	?	?	?	?	?	?	?	?	
Roost Sites			1	2	3	4	5	6	7	8	9	10	11	12	13	14	15	16	17	18	19	20	21	22	23	24	25	26	27	28	29	30	31	
			Baboon Castle	Vogelgat Nature Reserve	2nd Kloof	A Shape	Unknown	18th Ave Kloof	Halfway Ridge	3rd Kloof	Bitterbiesie	11th Ave Kloof	Bosklip	4th Kloof	Maanskynkop	10th Ave Kloof	Groot Uitkyk	17th Avenue Kloof	Stillwaters	Uitkyk Punt	1st Kloof	Waterfall	Maanskynbaai SS											
ID Features of Baboons																																		
General remarks		Please note that the numbers in red indicate non-urban raids or incursions.																																

Figure 2.2 The Vogelgat Troop incident sheet for July 2022.

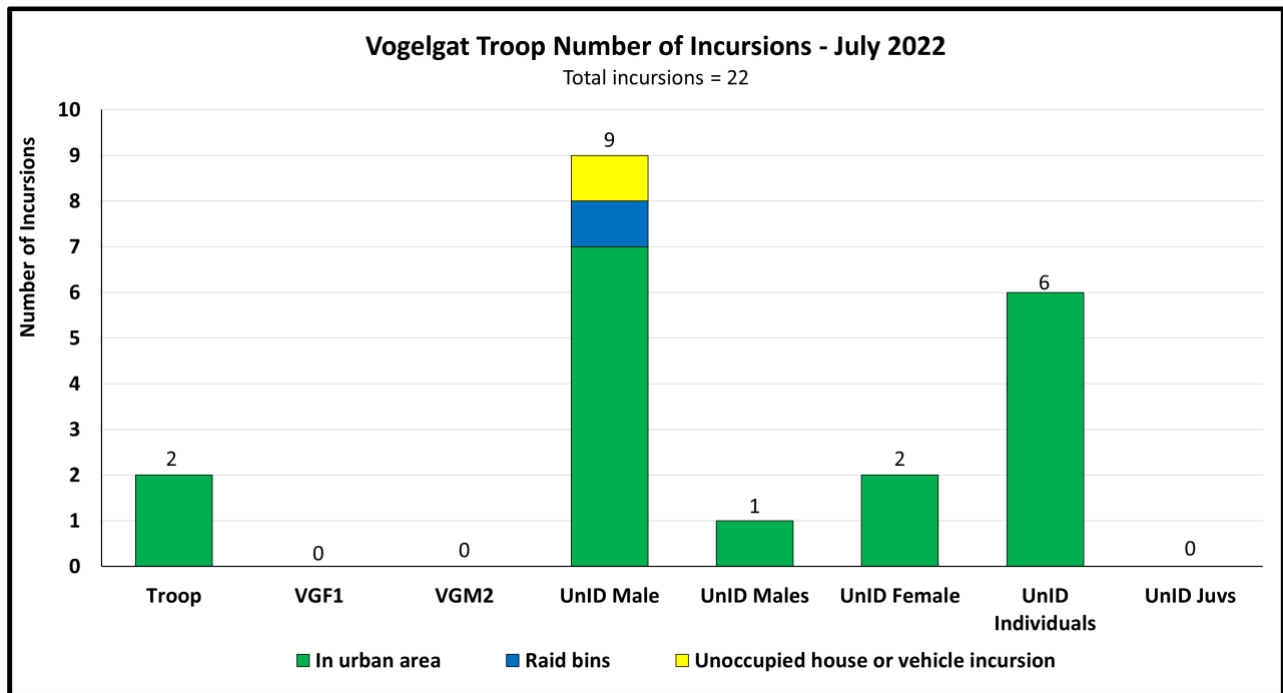


Figure 2.3 Number of incursions for the Vogelgat Troop and individuals during July 2022.

1.2.2 NOTEWORTHY INCIDENTS

- There were two incursions into the urban area by the Vogelgat Troop during July, on 1 & 23 July.
- On 12 July an adult male broke an expanding security gate attempting to get into a house. The animal was deterred by resident from inside house.
- Unoccupied house raid by troop at a house near the Hermanus Yacht Club gate.
- There was a significant increase in the number of individual incursions during July, with individuals or the troop being present in the urban area on 14 days during July.

VIRTUAL FENCE

- In the Eastern Overstrand, the Virtual Fence was activated on 7 days during July.

1.3 ONRUS TROOP

- No observations of the Onrus Troop were made during July.

1.4 HAMILTON RUSSEL TROOP

- The Hamilton-Russel Troop was potentially observed on 19 July. A hotline call was received from staff at Hamilton-Russel Vineyards however the troop had departed once staff arrived. They were last seen heading west towards Patryskloof Farm.

1.5 BIRTHS, DEATHS & MIGRATIONS

No deaths or births were recorded in the Eastern Overstrand during July.

OVERSTRAND WEST TROOPS

1.6 PRINGLE BAY TROOP

1.6.1 IN TOWN STATISTICS

- The time spent out of town by the Pringle Bay Troop decreased significantly during July, with the troop spending only 62.2% of their time out of town.
- Time out of town by Pringle Bay Troop individuals increased greatly, with individuals spending 75% of their time out of town during July. Note that no time is allocated to ‘individuals’ being in town for the period while the ‘troop’ is in town. Thus for most individuals time in town can be added to troop time in town. Thus over the whole month baboons were recorded in town for approximately 60% of the time.

	% Out of Town	% Up or Down from Previous Month	Days Entered	Total Time in Town	Avg Time in Town per day	Max Daily Time in Town	Min Daily Time in Town
Troop	66.2	- 16.0	24	105:50	4:24	8:42	0:20
Individuals	75.1	+ 22.1	29	84:22	2:54	8:17	0:08

Table 3.1 In Town Statistics for the Pringle Bay Troop for July 2022. Time is expressed in hours and minutes. Average daylength in July was 10 hours and 10 minutes.

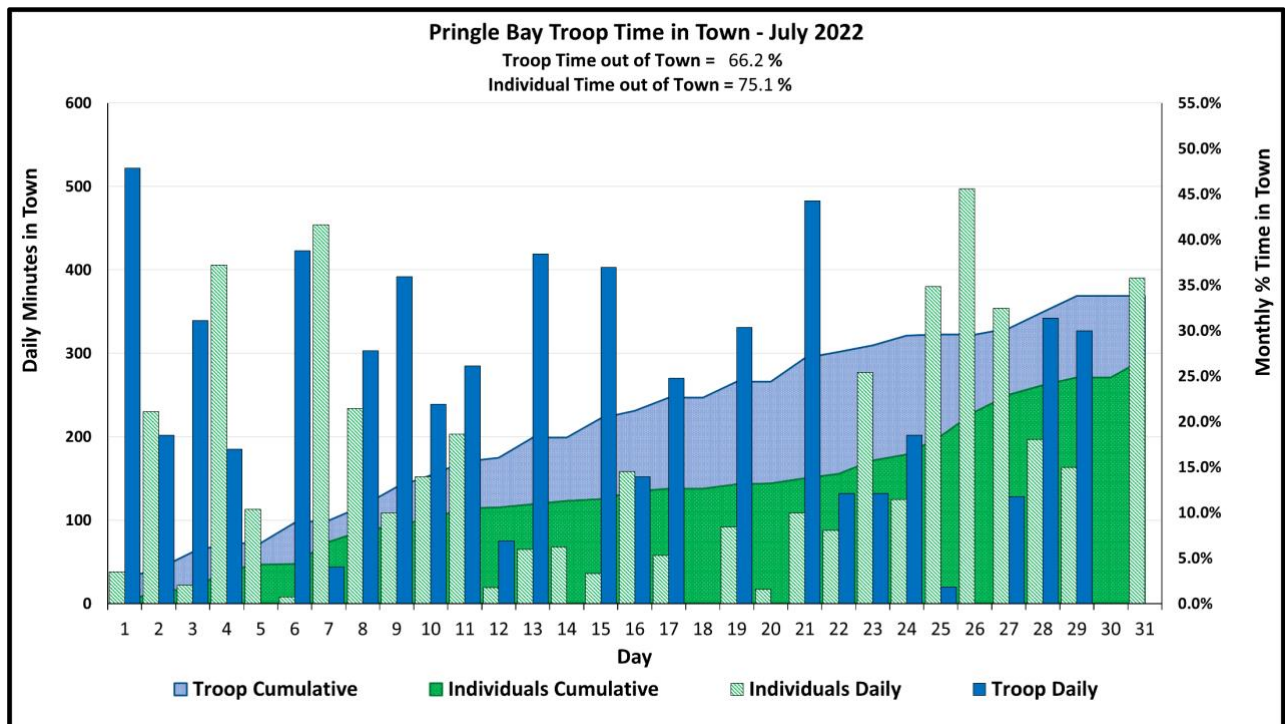


Figure 3.1 Troop and individual daily time (minutes) in town (bars), and monthly (area) percentage Time in Town by the Pringle Bay Troop during July 2022.

1.6.2 NOTEWORTHY INCIDENTS

- PBM2 Attempted to break into a house. In the process he broke the window and handle of the front door.
- BRM1 was noted missing from the troop on 5 July. A report regarding a dead baboon was received on 7 July. HWS staff Identified the deceased baboon as BRM1.
- Active feeding of the baboons witnessed on 8 July. A resident was observed provisioning birdseed and prevented HWS Staff from moving the animals.
- Another observation of active feeding observed on 22 July. HKM1 was observed climbing down from a roof and moving to the front door of the house. He was then observed running away with something in his hands whilst the owner stood in the doorway. The resident claims she was moving a bucket of compost.
- On 8 July an injured female was found at 13h20 with lacerations on her hindquarters. The cause of the injury is uncertain as it was not observed, however the wounds appeared consistent with a tear or bite. A veterinarian cleaned and disinfected the wound on the same day.
- On 24 July, a male (GBM1) with a blue ear tag was observed on Diane Road. On 25 July he was observed associating with the majority of the troop, and this behaviour continued for the rest of the month. This is notable because no baboons have been eartagged by HWS in the Overstrand West.
- PBM2 committed 30 occupied house or shop incursions during July, with two incidents of breaking and entering. This is an exceedingly high degree of assertiveness in his behaviour and requires urgent action.
- A total of 73 Occupied house incursions were made by members of the Pringle Bay Troop during July. Excluding the 30 committed by PBM2, at least 25 were made by various females, and another seven by juveniles.

HWS: TROOP MONTHLY REPORT																																			
SECTOR		CLASSES OF BEHAVIOUR																																	
OVERSTRAND		1 In urban area	4 Attacking pets	7 Threatening behaviour/ attacking/ stealing food																															
BABOON TROOP: PRINGLE BAY		2 Raid bins	5 Unoccupied house or vehicle incursion	8 Breaking & Entering/Damaging property																															
MONTH: July YEAR: 2022		3 Non malicious damage	6 Occupied house or vehicle incursion	9 Nocturnal incursion																															
BABOON ID	Sex	1	2	3	4	5	6	7	8	9	10	11	12	13	14	15	16	17	18	19	20	21	22	23	24	25	26	27	28	29	30	31	TOTAL		
Troop		1	1	1	1		1	1	1	1	1	1	1	1		1	1	1		1		1	1	1	1	1		1	1	1		24			
BRM1	M	1	2	6																												3			
PBM2	M	6,6,8	6	1	6,6		6	6		6	6	1	1	6	6,6,8		6,6,6,6	6		6,6,6		6,6		6	1		6	6,6	1		6,6,6,6	38			
BRM2	M									2		1											1	1	1							7			
UKM2	M	1																				1		1	1							6			
UKM3	M	1	1	1	6					1	2		6			6		2,6			1	1		1	1	1	1	1	6	1	6				
HKM1	M	1	1	1	6					1	2		6			6		2,6			1	1		1	1	1	1	1	6	1	6				
PBF1	F	1			6	6				6	1		6	6				6					6		6		1	6,6	6		1				
PBF4	F																																		
PBF5	F																																		
PBF6	F																																		
UnID Male			1		1							6										6										5			
UnID Females		1	6	5	1			1			1					6									6	1	1					10			
UnID Female		1			6,6		6,2			6	2		1		6		6,6							6		6,6				2,6		16			
UnID Individuals		5			1							1		1		6		1				6	1						2,2,2,6,2,2			13			
UnID Juveniles		1		1	6	1		1				1	1			6,5,6						6						1	6,6			14			
		TIME SPENT IN TOWN (Minutes)																																	
Troop	%	33.8	522	202	339	185		423	44	303	392	239	285	75	419		403	152	270		331		483	132	132	202	20		128	342	327		105.83		
Individuals	%	24.9	38	230	22	406	113	8	454	234	109	152	203	19	65	68		36	158	58		92	17	109	88	277	125	380	497	354	197	163	390	84.37	
Roost:	AM	2	5	2	5	4	4	2	4	10,4	1	4	1	4	1	5	2	1	1	1	4	2	5	2	1	10	1	1	14,1	22,1	1	1	1	4	2
Roost:	PM	5	2	5	4	2	4	10,4	1	4	1	4	1	4	1	5	2	1	1	4	2	5	2	1	10	1	1	28,1	22,1	1	1	4	2	2	
Roost Sites	1	Professor																																	
	2	Hangklip																																	
	3	Axel Kop																																	
	4	Pringle Peak																																	
	5	Lemoenkop																																	
	6	Panel Beaters																																	
ID Features of Baboons	7	Valley																																	
	8	Stink Kop																																	
	9	Waldos Farm S51																																	
	10	Waldos Farm S52																																	
	11	Pieter's																																	
	12	Boulders																																	
	13	Buffels Dam 1																																	
	14	Buffels Dam 2																																	
	15	Buffels Dam 3																																	
	16	Panel Beaters																																	
17	Concrete House																																		
18	Gullies																																		
19	Rooiels 1																																		
20	River Ridge																																		
21	Mountain Top																																		
22	Rooiels 2																																		
23	Quarry SS																																		
24	Groot Sloop SS																																		
25	Waterworks																																		
26	Pringle Bay Urban Area																																		
27	Rooiels Estuary																																		
28	Upper Rooiels River																																		
29	Rooielsberg																																		
30	Rooiels Spire																																		
General remarks		P&A:AH40lease note that the numbers in red indicate non-urban raids or incursions. * indicates individuals were seen in town but were not seen entering and/or leaving. These data were therefore estimated.																																	

Figure 3.3 The Pringle Bay Troop incident sheet for July 2022. * Individual was not observed either entering or leaving town. Time in town was therefore estimated.

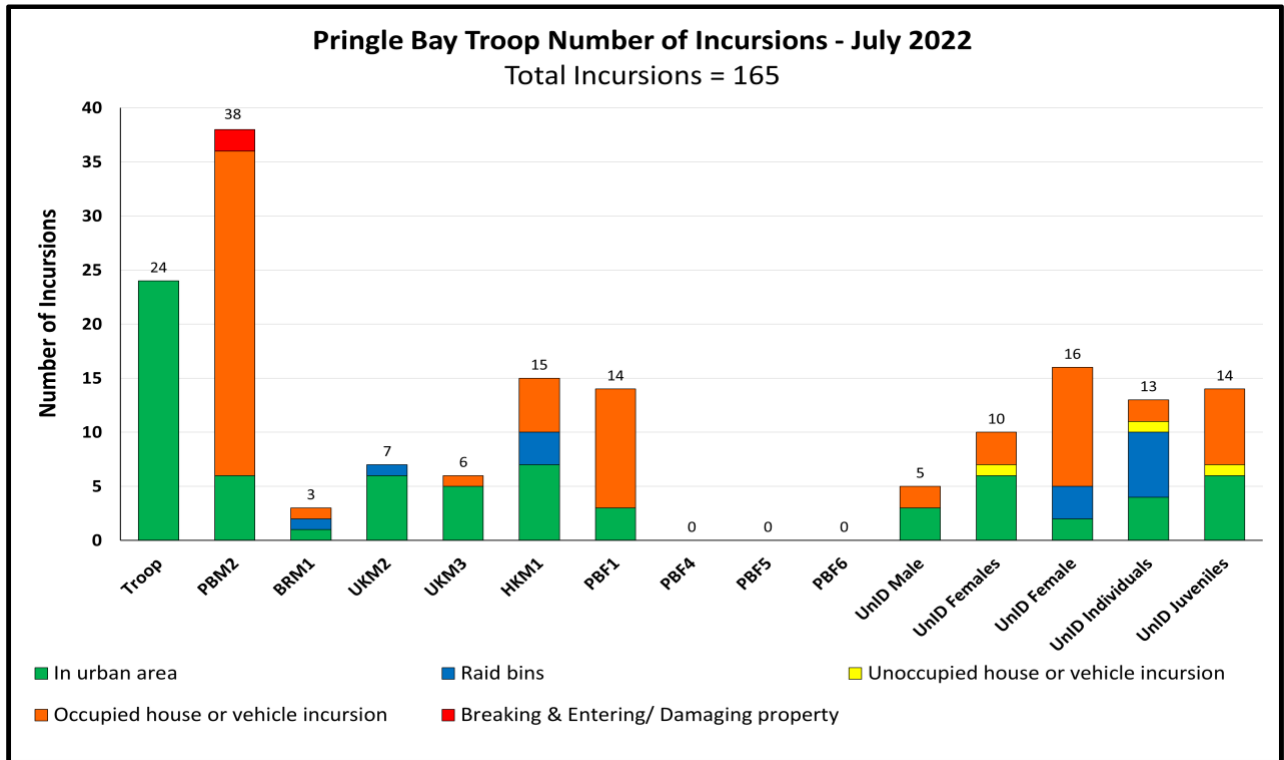


Figure 3.4 Number of incursions for the Pringle Bay Troop and individuals during July 2022.

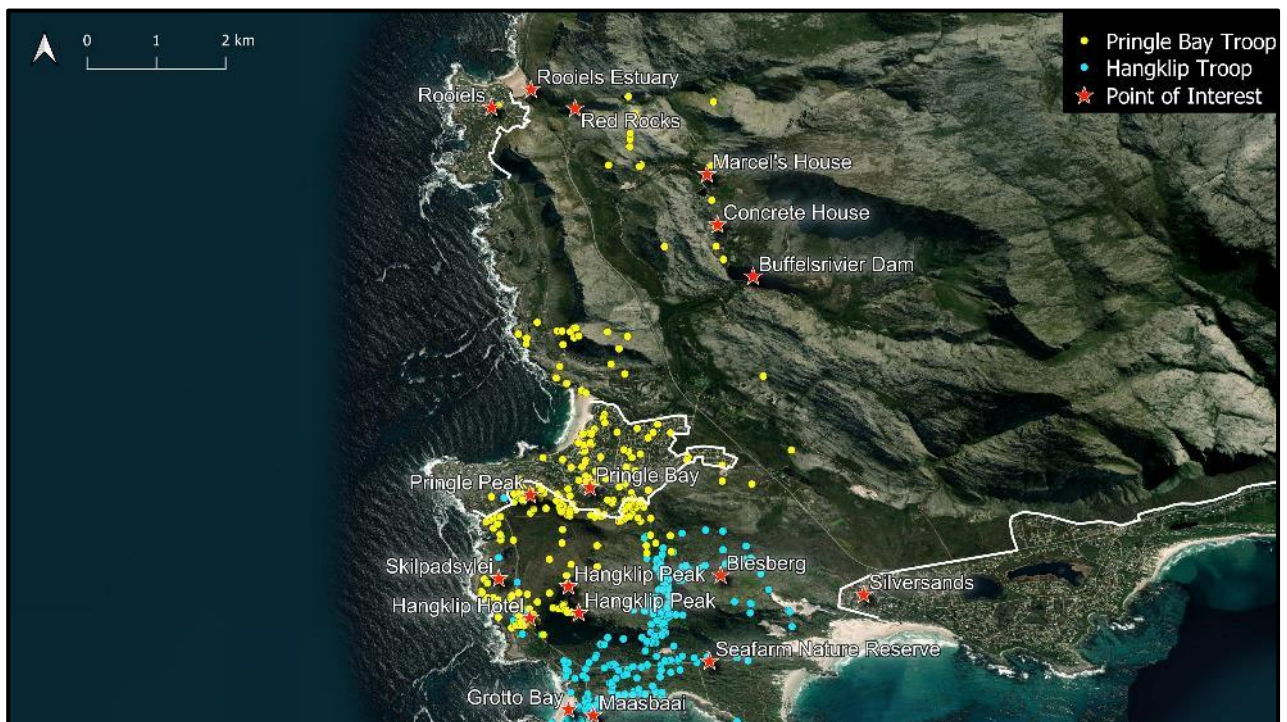


Figure 3.5 Map showing the GPS locations of PBF1 in the Pringle Bay Troop (yellow) and HKM3 in the Hangklip troop (cyan) during July 2022.

1.7 HANGKLIP TROOP

1.7.1 IN TOWN STATISTICS

- June was the ninth consecutive month that no time in town was recorded for the Hangklip Troop.
- Individual time out of town decreased from 100% to 99.8% as individuals from the Hangklip Troop were recorded in the urban area on one day during July

	% Out of Town	% Up or Down from Previous Month	Days Entered	Total Time in Town	Avg Time in Town per day	Max Daily Time in Town	Min Daily Time in Town
Troop	100.0	0.0	0	0:00	00:00	00:00	00:00
Individuals	99.8	- 0.2	1	0:29	00:01	00:29	00:29

Table 4.1 In Town Statistics for the Hangklip Troop for July 2022. Time is expressed in hours and minutes. Average daylength in July was 10 hours and 10 minutes.

1.7.2 NOTEWORTHY INCIDENTS

- Three individuals from the Hangklip Troop gained access to the urban area on one occasion during the month, on 7 July. Individuals were observed on the corner of Watsonia and Highlevel road before being pushed south towards Skilpadsvlei.

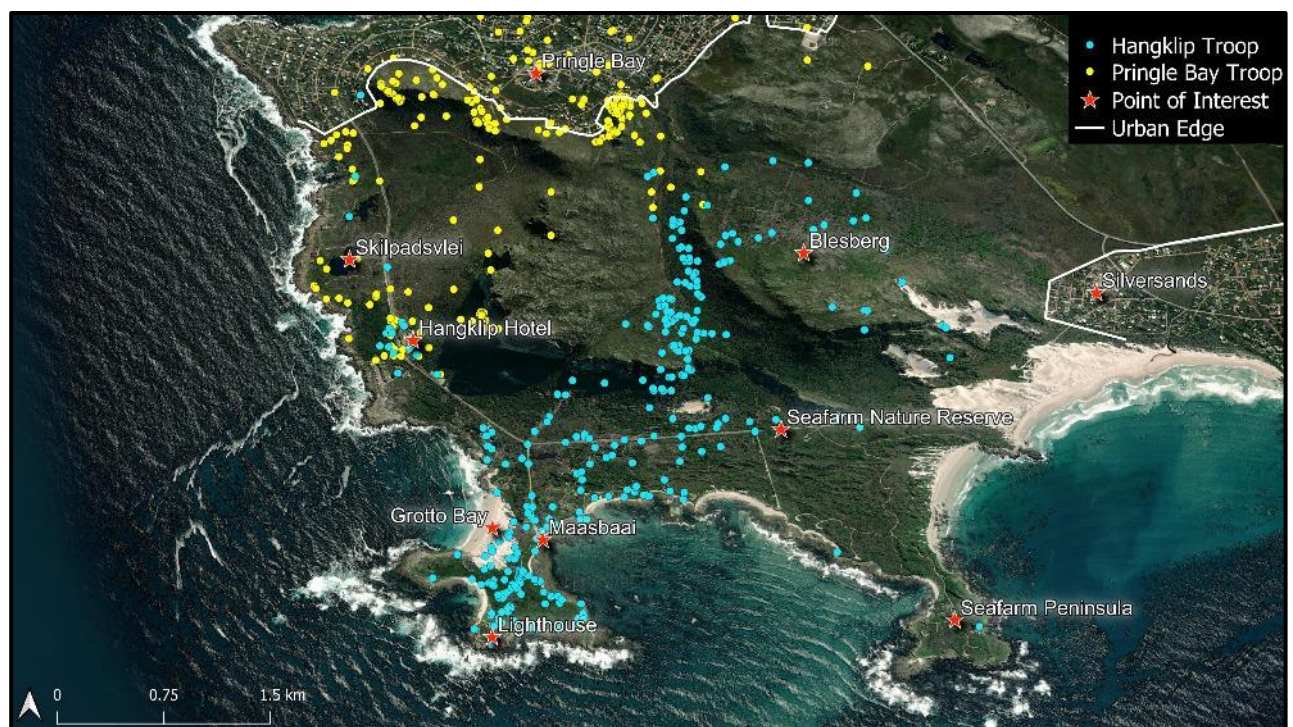


Figure 4.2 GPS locations of HKM3 in the Hangklip Troop (cyan) and PBF1 in the Pringle Bay Troop (yellow) as determined by their GPS collars during July 2022.

1.8 SILVERSANDS TROOP

1.8.1 IN TOWN STATISTICS

- Troop time out of town decreased from 100% in June to 99.5% during July.
- Time out of town by individuals decreased by 1.4% from 97.5% in June to 96.5% in July.

	% Out of Town	% Up or Down from Previous Month	Days Entered	Total Time in Town	Avg Time in Town per day	Max Daily Time in Town	Min Daily Time in Town
Troop	99.5	-0.5	2	1:40	0:50	01:00	00:40
Individuals	96.5	-1.4	15	10:52	0:43	02:05	00:10

Table 5.1 In Town Statistics for the Silversands Troop for July 2022. Time is expressed in hours and minutes. Average daylength in July was 10 hours and 10 minutes.

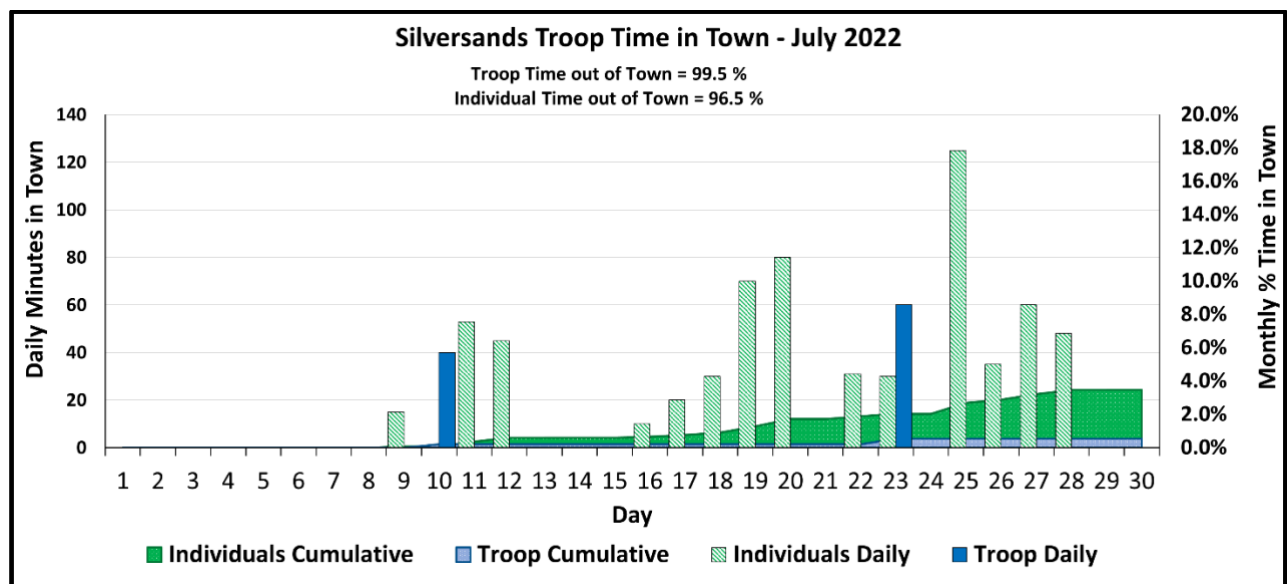


Figure 5.1 Troop and individual daily time (minutes) in town (bars), and monthly (area) percentage Time in Town by the Silversands Troop during July 2022.

1.8.2 NOTEWORTHY INCIDENTS

- Individuals from the Silversands Troop were able to access the urban area on 15 days during July.
- The Silversands Troop entered the urban area on two days in July.
- On 16 July a male baboon was observed feeding on food scraps provisioned by a resident. The resident informed HWS Staff members that they provide the scraps for the porcupines.

HWS: TROOP MONTHLY REPORT																																			
SECTOR										CLASSES OF BEHAVIOUR																									
OVERSTRAND										1	In urban area	4	Attacking pets	7	Threatening behaviour/ attacking/ stealing food																				
BABOON TROOP: Silversands										2	Raid bins	5	Unoccupied house or vehicle incursion	8	Breaking & Entering/Damaging property																				
MONTH: July YEAR: 2022										3	Non malicious damage	6	Occupied house or vehicle incursion	9	Nocturnal incursion																				
BABOON ID	Sex	1	2	3	4	5	6	7	8	9	10	11	12	13	14	15	16	17	18	19	20	21	22	23	24	25	26	27	28	29	30	31	TOTAL		
Troop											1							1	1	1	1	1		1	1								2		
SSM1 (short tail)																																	11		
SSM2										1		1	1	1						1	1	1		1		1	1	1	1			9			
UnID Males																																			
UnID Male																																			
UnID Sub-Male																																			
UnID Females																																			
UnID Female																																			
UnID Individuals																																			
UnID Juveniles																																			
TIME SPENT IN TOWN (Minutes)																																			
Troop	%																																HRS		
Individuals	0.6									15	40							10	20	30	70	80						31	30		125	35	60	48	1.67
Roost:	AM	?	?	?	?	?	?	?	?	?	?	?	?	?	?	?	?	?	?	?	?	?	?	?	?	?	?	?	?	?	?	?	?	?	
Roost:	PM	?	?	?	?	?	?	?	?	?	?	?	?	?	?	?	?	?	?	?	?	?	?	?	?	?	?	?	?	?	?	?	?	?	
Roost Sites	7	Unknown										2																							5
	6																																	10	
	11																																	15	
	16																																		20
	21																																		25
	26																																		30
ID Features of Baboons																																			
General remarks																																			

Figure 5.2 The Silversands Troop incident sheet for July 2022.

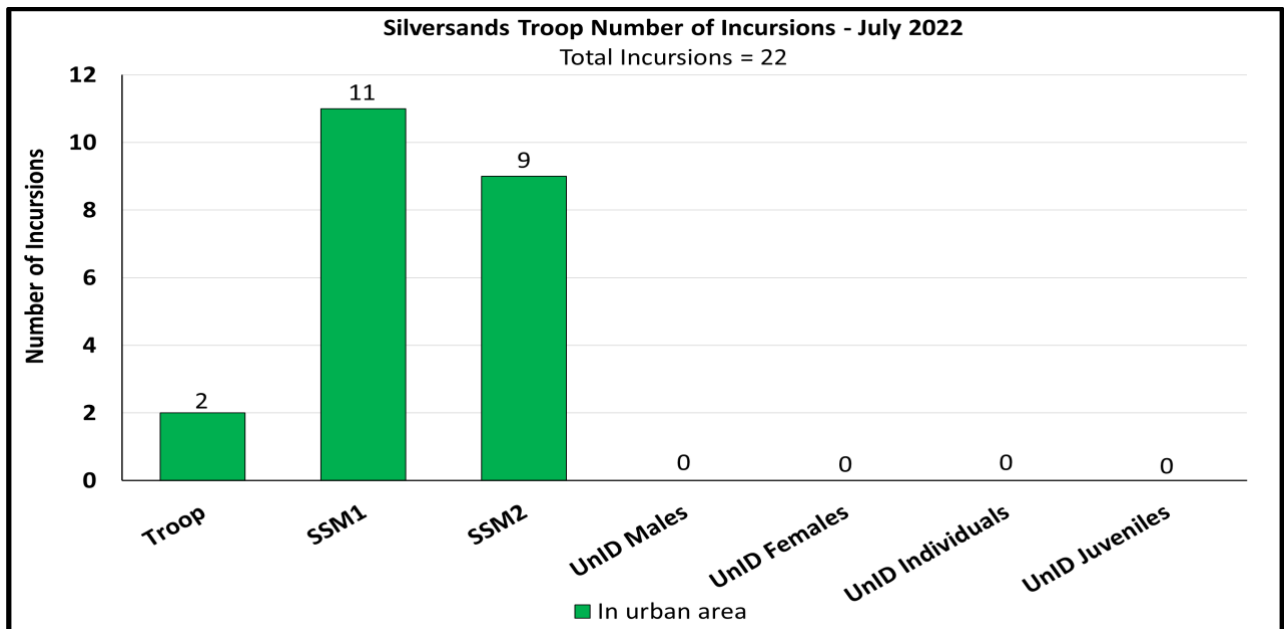


Figure 5.3 Number of incursions by the Silversands Troop and individuals during July 2022.

1.9 BETTY'S BAY TROOP

1.9.1 IN TOWN STATISTICS

- Troop time out of town increased marginally, from 93% during June to 93.6% during July.
- Individual baboons time out of town decreased from 81.1% to 78.9% during July.

	% Out of Town	% Up or Down from Previous Month	Days Entered	Total Time in Town	Avg Time in Town per day	Max Daily Time in Town	Min Daily Time in Town
Troop	93.6	+ 0.6	14	20:04	1:26	4:21	0:15
Individuals	78.9	- 2.2	30	66:14	2:12	6:09	0:03

Table 6.1: In Town Statistics for the Betty's Bay Troop for July 2022. Time is expressed in hours and minutes. Average daylength in July was 10 hours and 10 minutes.

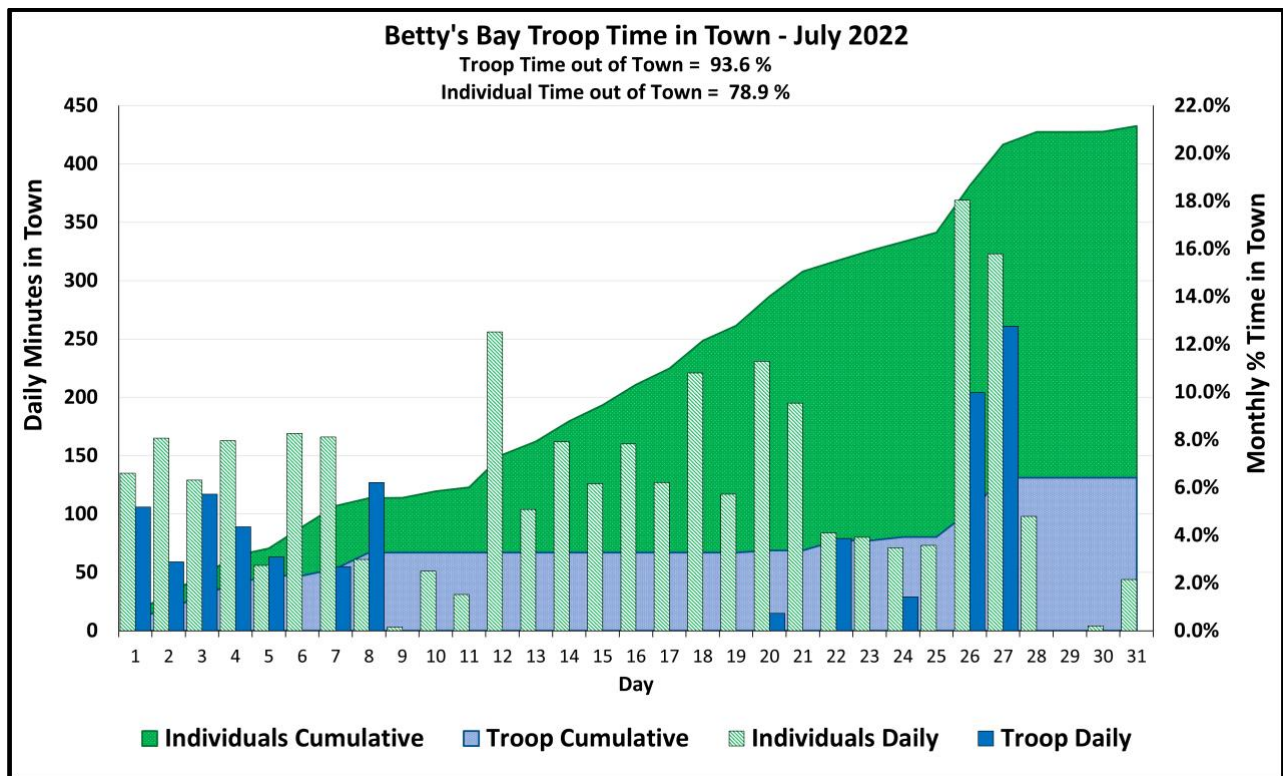


Figure 6.1 Troop and individual daily time (minutes) in town (bars), and monthly (area) percentage Time in Town by the Betty's Bay Troop during July 2022.

1.9.2 NOTEWORTHY INCIDENTS

- On 5 July a sick juvenile baboon was observed vomiting in Harold Porter Garden nursery. A case of poisoning was suspected, so a veterinarian was called. The HWS field team was provided with Vitamin K to administer to the juvenile. After the Vitamin K tablet was administered, the juvenile was observed following the troop to the sleep site in the evening. Field staff searched for the sick juvenile during the next day, but the juvenile was only found later in the afternoon. The juvenile's condition was poor so an additional Vitamin K tablet was administered. The juvenile was left for the night with an adult female. The juvenile was found in the same location on 7 July in a deteriorated condition. The juvenile was captured and taken to the veterinary practice where it was humanely euthanised.
- On the morning of 8 July, when the Betty's Bay Troop had been sleeping at the Dead Tree Kloof above Sunny Seas, an unknown adult male baboon was reported near Harold Porter Gardens. The unknown baboon was found at 16h38 foraging in a tree in the gardens.
- A new-born infant was observed with the troop on 11 July.
- An unknown male was observed on the mountains above Disa Kloof Campsite before being chased away by BBM2 later in the day.
- BBM4 was observed with a cut on his mouth, likely the result of intra-male conflict with BBM2.
- A juvenile baboon died on 22 July as the result of electrocution while climbing an electric pole near the entrance gate to Disa Kloof.
- On 25 July two dogs were heard barking inside Leopard Kloof. Later in the day the dogs were observed chasing the troop. There was no close contact interaction between the dogs and the baboons.

HWS: TROOP MONTHLY REPORT																																																															
SECTOR		CLASSES OF BEHAVIOUR																																																													
OVERSTRAND		1	In urban area	4	Altercation with pets	7	Threatening behaviour/ attacking/ stealing food																																																								
BETTY'S BAY		2	Raid bins	5	Unoccupied house or vehicle incursion	8	Breaking & Entering/Damaging property																																																								
MONTH: July		3	Non malicious damage	6	Occupied house or vehicle incursion	9	Nocturnal incursion																																																								
YEAR: 2022																																																															
BABOON ID	Sex	1	2	3	4	5	6	7	8	9	10	11	12	13	14	15	16	17	18	19	20	21	22	23	24	25	26	27	28	29	30	31	TOTAL																														
Troop		1	1	1	1	1	1	1	1	1	1	1	1	1	1	1	1	1	1	1	1	1	1	1	1	1	1	1	1	1	1	12																															
BBM2	M	1	1	6	1	2	1	1	1	1	1	1	2	1	1	1	1	2	1	1	6	1	1	1	1	1	1	1	1	2	21																																
BBM4 (sub-adult)	M	1	1	1	1	1	1	1	1	1	1	1	1	1	1	1	1	1	1	1	1	1	1	1	1	1	1	1	1	1	21																																
BBF1	F	1	1	1	1	1	1	1	1	1	1	1	1	1	1	1	1	1	1	1	1	1	1	1	1	1	1	1	1	1	21																																
BBF2	F	6	6	6	6	6	6	6	6	6	6	6	6	6	6	6	6	6	6	6	6	6	6	6	6	6	6	6	6	6	6																																
Unid Male	M	1	1	1	1	1	1	1	1	1	1	1	1	1	1	1	1	1	1	1	1	1	1	1	1	1	1	1	1	1	1																																
Unid Females	F	1	1	1	1	1	1	1	1	1	1	1	1	1	1	1	1	1	1	1	1	1	1	1	1	1	1	1	1	1	1																																
Unid Female	F	1	1	1	1	1	1	1	1	1	1	1	1	1	1	1	1	1	1	1	1	1	1	1	1	1	1	1	1	1	1																																
Unid Individuals		2	2	2	2	2	2	2	2	2	2	2	2	2	2	2	2	2	2	2	2	2	2	2	2	2	2	2	2	2	2																																
Unid Juveniles		2	2	2	2	2	2	2	2	2	2	2	2	2	2	2	2	2	2	2	2	2	2	2	2	2	2	2	2	2	2																																
%		TIME SPENT IN TOWN (Minutes)																													HRS																																
Troop	6.4	106	59	117	89	63	55	127	51	31	256	104	162	126	160	127	221	117	231	195	84	80	29	204	261	98	4	44	66.23																																		
Individuals	21.1	135	165	129	163	56	169	166	61	3	51	31	256	104	162	126	160	127	221	117	231	195	84	80	29	204	261	98	4	44	66.23																																
Roost:	AM	16	17	17	9	3	1	2	5	5	1	1	1	2	1	2	1	1	1	1	2	2	1	1	17	10	2	1	16	1	2	2	2																														
Roost:	PM	17	17	9	3	1	1	5	5	1	1	1	2	1	1	1	1	1	1	2	2	1	1	17	18	2	1	1	1	2	2	1	15																														
Roost Sites		1	Disa Kloof	2	Leopard Kloof	3	Leopard Kloof Lower	4	Leopard Kloof Upper	5	Sunny Seas	6	Sunny Seas West	7	Sunny Seas East	8	Bass Lake	9	Bass Lake West	10	Bass Lake East	11	Jocks Bay	12	Zigzag	13	Church	14	Kleinmond Lookout	15	Kopje	16	Caltex	17	Waterfall	18	Unknown	19	Harold Porter Gardens	20	Palmeit	21	Kasteel Kop	22	Pimples	23	Isaacs River Kloof	24	Jean's Hill	25	Heuningklip	26	Sandown Peak	27	Three Sisters	28		29		30		31	
ID Features of Baboons																																																															
General remarks		Please note that numbers in red indicate non-urban raids or incursions.																																																													

Figure 6.2 The Betty's Bay Troop incident sheet for July 2022.

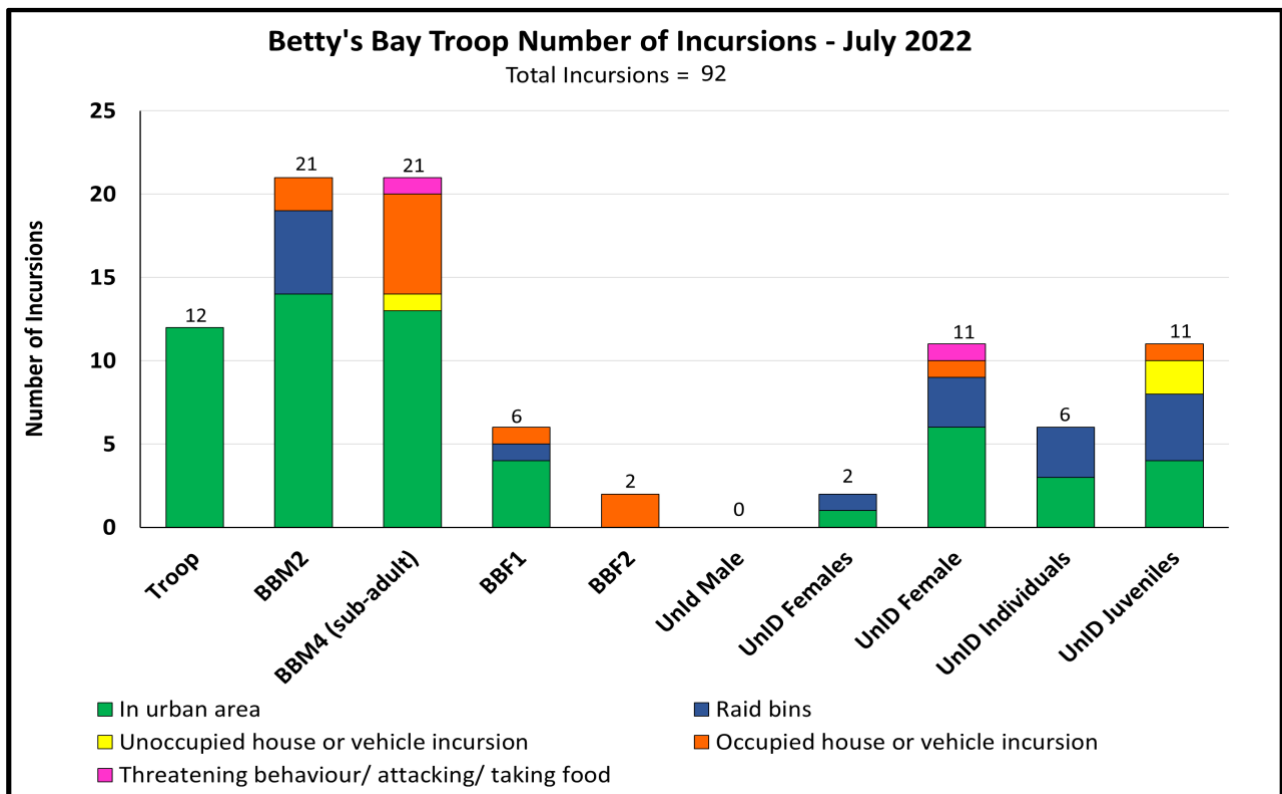


Figure 6.3 Number of incursions by the Betty's Bay Troop and individuals during July 2022.

1.10 BIRTHS, DEATHS & MIGRATIONS

- One birth was recorded in the Betty's Bay Troop in the western Overstrand during July. Two deaths were recorded in the Betty's Bay Troop. One migration was observed into the Pringle Bay Troop.

1.11 VIRTUAL FENCE USE

- In the Overstrand West region, the Virtual Fence was not used during July.

GENERAL COMMENTS – ALL TROOPS

1.12 POPULATION CHARACTERISTICS

There were three deaths recorded during July, all of which were Human Induced. Two individuals died as the result of the ingestion of toxic compounds, whilst one was killed via electrocution. These deaths were all directly associated with the presence of baboons being in the urban habitat, emphasising the need to preclude their access. The deleterious effects of the urban environment on baboons are well documented (Beamish 2010) and provide a major incentive in support of the baboon management program being aimed at keeping baboons out of urban areas.

Troop	October	June	June	June	July 2022			Total observed Births (1 July 2021 to 30 June 2022)	Total observed Deaths (1 July 2021 to 30 June 2022)	Total observed Migrations (1 July 2021 to 30 June 2022)
	2019	2020	2021	2022	Births	Deaths	Emigration / Immigration			
Voëlklip	29	29	27	37	0	0	0	0	0	0
Vogelgat	N/A	22*	29	27	0	0	0	0	0	0
Onrus	N/A	N/A	25**	24*	0	0	0	0	0	0
Hamilton Russel	N/A	N/A	21**	25	0	0	0	0	0	0
Pringle Bay	16	16	17	14	0	1	1	0	1	+1
Betty's Bay	N/A	19	20	23	1	2	0	1	2	0
Hangklip	N/A	N/A	30	38	0	0	0	0	0	0
Silversands	N/A	N/A	43	41*	0	0	0	0	0	0
Total	45	64	166	228	1	3	1	1	3	+1

Table 7.1: Population data for the managed troops in the Overstrand in July 2022. Emigration /Immigration figures show animal movements between troops. * Troop sizes were estimated, because they were not seen enough to get accurate counts. Note: Troop numbers are counted once a year in June. Troop numbers are not updated during the year by just counting births and deaths, because these may occur without being observed by field rangers.

Deaths	2019/20 (October - June)	2020/21 (July - June)	2021/22 (July 2021 - June 2022)	2022/23 (July 2022 - June 2023)	JuLY 2022	TOTAL (since October 2019)
Management	3	0	1	0	0	4
Human Induced (HID)	1	2	9	3	3	15
Direct *	1	2	8	2	2	13
Indirect **	0	0	1	1	1	2
Natural	2	7	7	0	0	16
Unknown	0	0	2	0	0	2
TOTAL DEATHS	6	9	19	3	3	37

Table 7.2: Causes of baboon deaths since October 2019; *Deaths caused directly by humans, such as motor vehicle accidents, shooting, poisoning and dogs. **Deaths caused indirectly by humans such as electrocutions and fire.

1.13 HOTLINE DATA

Incursion related hotline calls in managed areas decreased from 120 in June to 110 during July 2022. The majority of calls came from Voëlklip (n = 41) and Pringle Bay (n = 26) (**Figure 8.1**). There was a significant increase in the number of calls made regarding the Voëlklip and Vogelgat troops, primarily in response to the troop's presence in the urban area. Three calls were received from Rooiels concerning assertive and threatening behaviour around the Rooiels CBD including the raiding of a car containing passengers. The majority (77%) of hotline calls were made to alert HWS to the presence of baboons in the urban area (**Figure 8.2**), however there was also an increase in the number of calls reporting more serious assertive incursions, including breaking and entering.

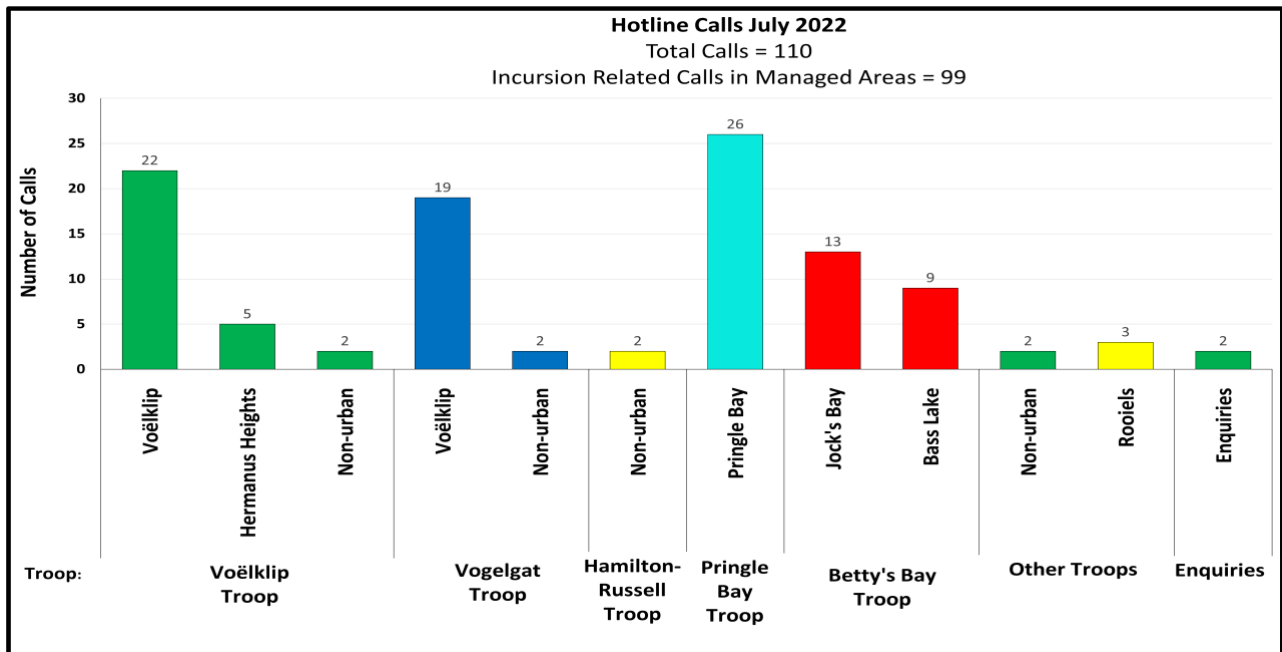


Figure 8.1: Hotline calls in baboon affected areas for July 2022. Incursion related hotline calls are calls reporting managed baboons in urban areas. Managed areas are those areas in which baboon troops are known to occur and are actively managed.

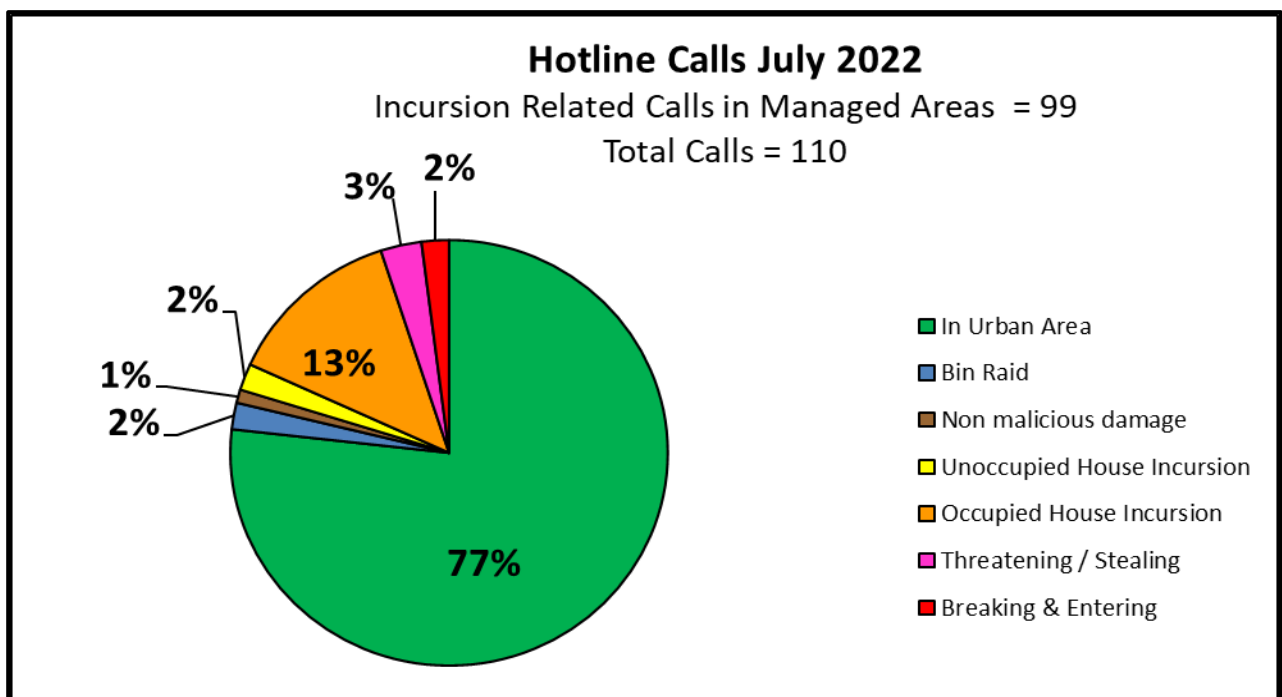


Figure 8.2: Composition of incursion-related hotline calls during July 2022. **Note:** This chart represents the composition of hotline calls, not the composition of known incursions by baboons.

1.14 RECORDED INCURSIONS

The total number of incursions recorded during July increased marginally from 314 in June to 316 in July (**Figure 9.1**) with the Pringle Bay Troop responsible for the majority of incursions (52.2%). Significantly, there was a sharp increase in the number of assertive incursions in Pringle Bay during July, in particular occupied house incursions. Furthermore, there were two incidents in which a male baboon, PBM2, broke a window and door handle attempting to gain access to a house. In the Western Overstrand there was also an increase in the number of bin raids recorded, highlighting the importance of efficient and timely waste

management. Lastly, there was also a significant increase in the number of incursions recorded for the Silversand Troop, increasing from 7 in June to 22 during July. In the Eastern Overstrand, the Voelklip Troop experienced a decrease in the number of incursions during July with no assertive incursions observed. Concerningly, there was a significant increase in the number of incursions recorded by the Vogelgat Troop ($n = 22$) with one assertive incursion recorded.

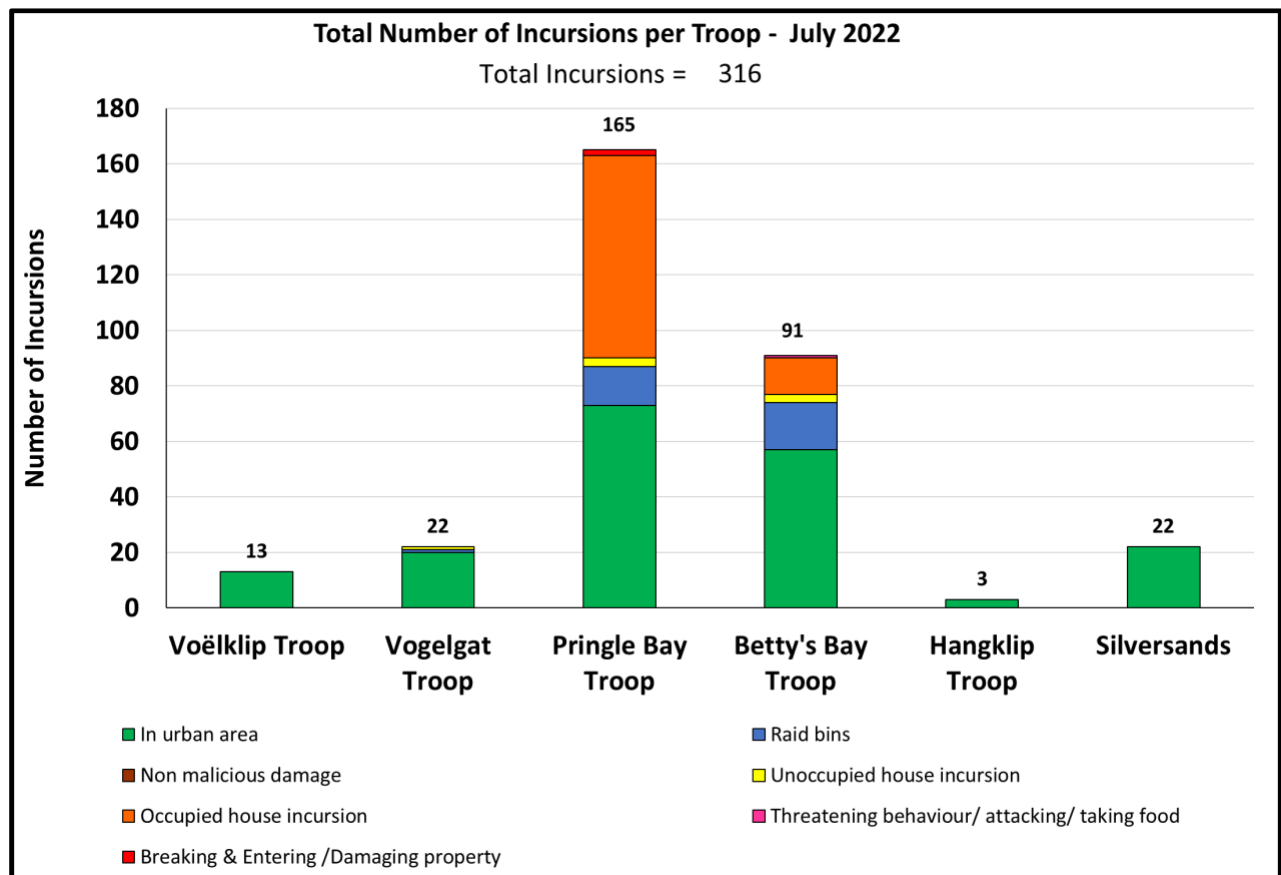


Figure 9.1 Total observed incursions per troop during July 2022. **Note:** Observed incursions are not hotline related, but are incursions observed by HWS Field Staff.

1.15 PERCENTAGE TIME OUT OF TOWN

During July, the average time out of town by troops decreased from 96.6% to 94.7% (**Figure 9.2**). This decrease in the time spent out of town can largely be attributed to the Pringle Bay Troop which spent 16% more time in town than in June. Individuals' time out of town increased from 91.9% in June to 93.3% in July. This increase was mainly a function of the increased time spent in town by the troop because individuals that would otherwise be in town alone (and recorded as such), were now with the troop.

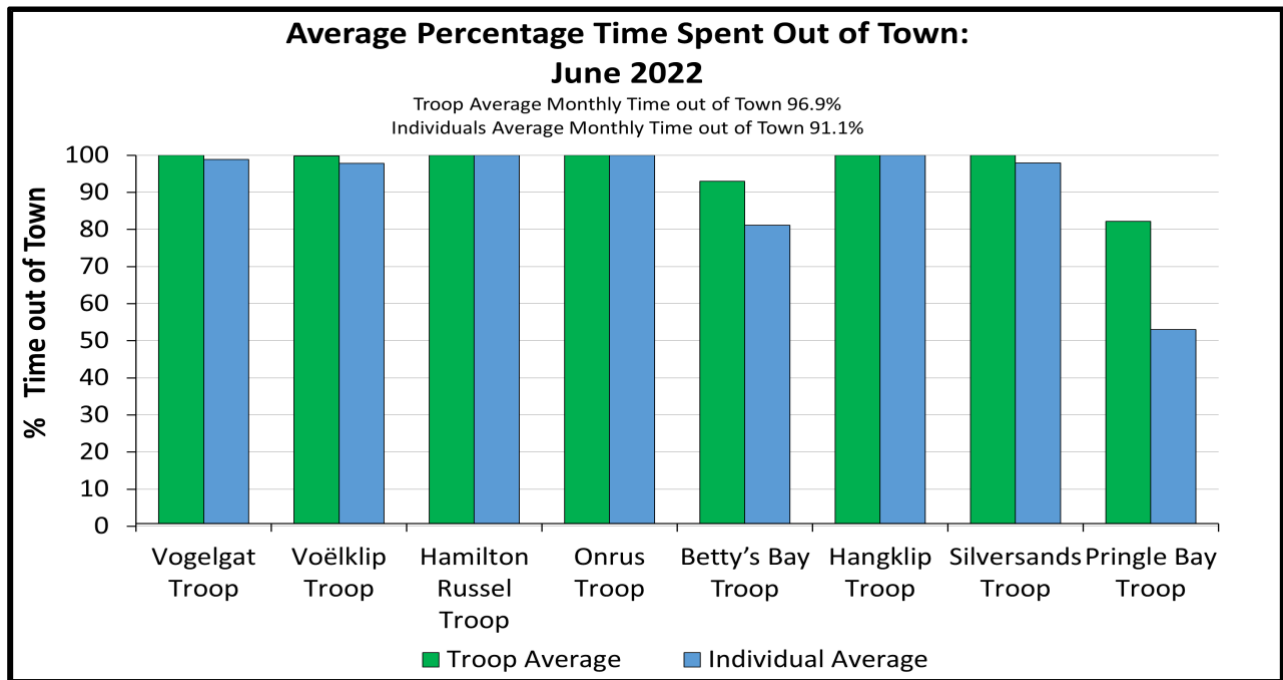


Figure 9.2 Percentage time the managed baboon troops and individuals spent out of town during July 2022.

1.16 RECOMMENDATIONS

- **Waste and recycling collection should be prioritised** to take place in the early mornings.
- Residents should not put out their waste the night before collection day.
- All bins used in baboon effected areas should be **baboon-proof and locked**.
- Additional **baboon awareness** campaigns focused on tourists during holiday seasons would be beneficial.
- Baboon-proof bins are required throughout the western region of the Overstrand. Betty's Bay should be regarded as a high priority area because there are very few baboons proof bins in place. It is stipulated in the Overstrand Waste Management Bylaw that residents must use baboon proof bins in baboon effected areas.
- **Refuse bags** should not be left lying open on the sidewalk and easily available to baboons.
- Ripening **fruit on fruit trees** in baboon-affected areas should be harvested to remove the attractant for baboons.
- **Open vegetable gardens** should be baboon proofed.
- Residents are strongly discouraged from feeding wildlife, including birds.
- Residents are encouraged to record and report the feeding of wildlife to the municipality, CapeNature, or to the baboon hotline (072 028 0008).
- All baboon troops which have not been radio collared need to be collared to facilitate management. Regular recordings of baboons at the same residences in town will also indicate sites which are likely feeding baboons. This will be particularly relevant for males in the Silversands Troop.
- Excess dispersing males (PBM2, HKM1, GBM1) that are now resident in Pringle Bay town, urgently need to be relocated so that they do not form a core attraction for females to remain resident in Pringle Bay.

CONCLUSION

For the past four months the Vogelgat Troop, or some individuals, has managed to access the urban area. This is after a period of 20 months during which the troop never entered town. The primary reason for this is that since the death of VGM2 on 23 August 2021 there has not been an active radio collar on this troop. As a result HWS has not been able to 'see' the Vogelgat Troop approaching town, and therefore been unable to know when or where to place and activate the Virtual Fence. It is therefore urgent that this troop is radio collared as soon as possible.

In Pringle Bay, the troop has continued to spend prolonged periods of time in town, with time out of town decreasing by 16% during July. This has been accompanied by a drastic increase in assertive behaviour, in particular by PBM2, who engaged in 30 occupied house incursions as well as breaking a door handle and window in an attempt to gain access to a house. This type of behaviour requires urgent attention in order to slow the spread of these behaviours through the rest of the troop. In this regard it is notable that females in the troop made 25 occupied house incursions, and even juveniles made seven occupied house incursions during July. This is an unacceptably high level of assertive incursions by all classes of individuals in the troop! Put in another context, the female PBF1 was observed making 11 occupied house incursions during July, while the whole of the Betty's Bay Troop made only two more, and no other managed troop in the Overstrand made any occupied house incursions. It is critically important that the situation regarding the excess of resident urban males in the Pringle Bay Troop is addressed immediately. The Betty's Bay Troop, on the other hand, showed a marginal improvement in the time spent out of town, with the troop only accessing the urban area on 14 days during July. Whilst individual members spent less time out of town than last month (-2%) it is positive to note the improved behaviour of the troop overall especially when compared to previous years.

Sadly, there were several human induced deaths (HID) recorded during July. Two HID's were the result of the ingestion of toxic compounds, causing the death of the adult male BRM1 and a juvenile respectively. The number of deaths due to poisoning raises important questions about the availability and storage of toxic compounds, and particularly in areas frequented by baboons. Ironically BRM1 was not noted for his desire to eat human derived foodstuffs (HDF's), but he was the one baboon in the Pringle Bay Troop to succumb. These HID's and those of previous months highlight the importance of the baboon management program and the need to keep baboons out of town. Urban environments are inherently risky for baboons and therefore it is vitally important that management efforts continue to try and reduce the amount of time spent in town by these animals.

HWS Holdings CC

REFERENCES

Beamish, E.K., 2009. *Causes and consequences of mortality and mutilation in the Cape Peninsula baboon population, South Africa* (Master's thesis, University of Cape Town).