



© Human Wildlife Solutions

Human Wildlife Solutions
Overstrand
Monthly Report
August 2022

TABLE OF CONTENTS:

TABLE OF CONTENTS:	2
INTRODUCTION	3
OVERSTRAND EAST TROOPS	4
1.1 VOËLKLIP TROOP	4
1.2 VOGELGAT TROOP	6
1.3 ONRUS TROOP	9
1.4 HAMILTON RUSSEL TROOP	9
1.5 BIRTHS, DEATHS & MIGRATIONS	9
OVERSTRAND WEST TROOPS	9
1.6 PRINGLE BAY TROOP	9
1.7 HANGKLIP TROOP	12
1.8 SILVERSANDS TROOP	13
1.9 BETTY’S BAY TROOP	15
1.10 BIRTHS, DEATHS & MIGRATIONS	17
1.11 Virtual Fence use	17
GENERAL COMMENTS – ALL TROOPS	17
1.12 POPULATION CHARACTERISTICS	17
1.13 HOTLINE DATA	18
1.14 RECORDED INCURSIONS	19
1.15 PERCENTAGE TIME OUT OF TOWN	19
1.16 RECOMMENDATIONS	20
CONCLUSION	21

INTRODUCTION

This monthly report covers the period from 1 August to 31 August 2022.

In the Eastern Overstrand, the Voëlklip Troop made only one incursion into the urban area during the month, however individuals gained access to the town on eight other days during August. It is worth noting that despite a slight increase in time spent in town, no assertive behaviour was recorded for the Voëlklip Troop.

The Vogelgat Troop saw a significant increase in the number of recorded incursions, with the troop gaining access to town on five occasions during August. The troop lost a collar when VGM2 was killed by a car on 23/08/21, one year ago. With the absence of a collar on the Vogelgat Troop, HWS was less able to detect and intercept the troop by using the Virtual Fence along its route towards the urban area. Thus, after keeping the troop out of Voëlklip for 20 consecutive months, during May the Vogelgat Troop finally managed to access the urban area again. It is anticipated that with the troop now recollared, the Vogelgat Troop will again be kept out of the urban area with the effective use of the Virtual Fence.

In the Western Overstrand, the Betty's Bay Troop has once again (like last year) moved east to Kleinmond with arrival of spring. This has resulted in significantly less time in town for both the troop and individuals. There has however been an increase in the number of bin raids recorded, highlighting a need to address waste management practices in Kleinmond. The Pringle Bay Troop has continued to show highly elevated levels of assertive behaviour, performing 59 occupied house incursions during August. This has been exacerbated by the arrival of a blue tagged male, BTM1, on 22 July. HWS has no record of tagging a male with a blue tag in the Overstrand West. During August this male was responsible for six instances of threatening behaviour, often grabbing food or packets directly from shoppers in the CBD. This level of assertiveness requires a strong and rapid management response to prevent this behaviour from spreading through the troop. Additionally, a relatively young adult male from the Rooiels Troop has dispersed into Pringle Bay.

Elsewhere in the western Overstrand, the Silversands Troop lost a female baboon after an altercation with a dog in the urban area. This is the second such incident to occur in Silversands since management was initiated. In the first incident, an old adult male was killed in March 2022. Similarly, the female baboon that died in August was an old individual with a poor body condition. It is likely that its poor condition led to this incursion behaviour and subsequent death after being bitten by the dog.

OVERSTRAND EAST TROOPS

VOËLKLIP TROOP

1.1.1 IN TOWN STATISTICS

- Troop time out of town decreased during August from 99.0% to 98.9%.
- Time out of town for individuals decreased from 97.6% in July to 96.6% during August.

	% Out of Town	% Up or Down from Previous Month	Days Entered	Total Time in Town	Avg Time in Town per day	Max Daily Time in Town	Min Daily Time in Town
Troop	98.9	-0.1	1	3:49	3:49	03:49	03:49
Individuals	96.6	-1.0	8	11:20	1:25	02:33	00:20

Table 1.1: In Town Statistics for the Voëlklip Troop for August 2022. Time is expressed in hours and minutes. Average daylength in August was 10 hours and 52 minutes.

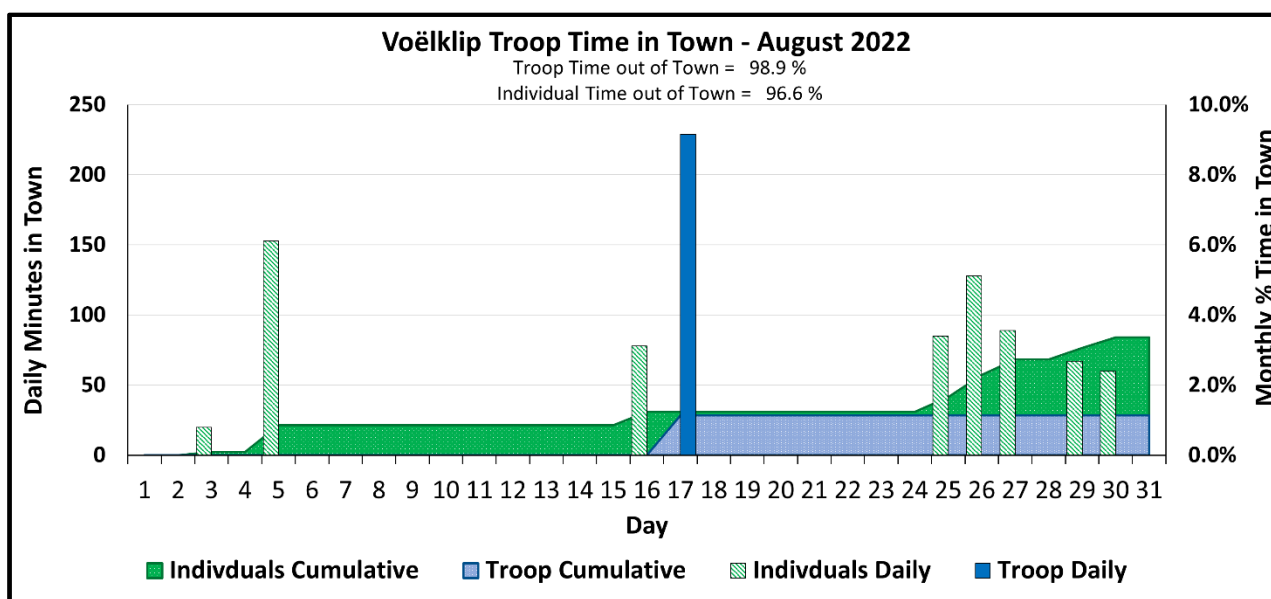


Figure 1.1 Troop and individual daily time (minutes) in town (bars), and monthly (area) percentage Time in Town by the Voëlklip Troop during August 2022.

1.1.2 NOTEWORTHY INCIDENTS

1.1.2.1 HERMANUS HEIGHTS & GOLF COURSE

- Individuals from the Voëlklip Troop accessed the Hermanus Heights suburb on three days during August.
- The sleep sites on the cliffs above Hermanus Heights continued to be the most heavily utilised in the home range of Voëlklip Troop. The troop however did spend an increased amount of time in the east of their range, in the kloofs around the Three Dams area.

HWS: TROOP MONTHLY REPORT																																									
SECTOR		CLASSES OF BEHAVIOUR																																							
OVERSTRAND		1 In urban area	4 Attacking pets	7 Threatening behaviour/ attacking/ stealing food																																					
BABOON TROOP: Voëlklip		2 Raid bins	5 Raid unoccupied house or vehicle	8 Breaking & Entering/Damaging property																																					
MONTH: August		3 Non malicious damage	6 Raid occupied house or vehicle	9 Nocturnal Raiding																																					
YEAR: 2022																																									
BABOON ID	Sex	1	2	3	4	5	6	7	8	9	10	11	12	13	14	15	16	17	18	19	20	21	22	23	24	25	26	27	28	29	30	31	TOTAL								
Troop																		1																	1						
VGM1 BLUE TAG	M																																	0							
UNKM1	M					1											1																	5							
VKF4 YELLOW TAG	F																										1	1						0							
VKF5 RED TAG	F																																	1							
VKF1 GREEN TAG	F					1,2																												2							
VKF6 ORANGE TAG	F																																	0							
VKF7 PINK TAG	F			1													1																	4							
UnID Male	M			1																														1							
UnID Males	M																1																	1							
UnID Females	F					1											1																	5							
UnID Female	F																									1	1	1						1							
UnID Individuals																																		0							
UnID Juveniles																	1										1	1						3							
%		TIME SPENT IN TOWN (Minutes)																														HRS									
Troop	1.1																																	229	3.82						
Individuals	3.4			20		153											78																		85	128	89		67	60	11.33
Roost:	AM	22	2	3	2	2	2	2	2	2	2	2	2	2	2	21	6	13	5	4	2	28	2	4	6	10	6	10	6	2	4	2									
Roost:	PM	2	4	2	2	2	2	2	2	2	2	2	2	2	2	21	6	13	5	4	2	28	2	4	6	10	6	10	6	2	4	2	3								
Roost Sites		1	2	3	4	5	6	7	8	9	10	11	12	13	14	15	16	17	18	19	20	21	22	23	24	25	26	27	28	29	30	31									
		Golf Course	Heights Dam	Green Kloof	Platte Klip	Dragon's Back	Adder Ladder	Lower Dam	Middle Dam	Upper Dam	Small Titan	10th Ave Kloof	11th Ave Kloof	In Town	Talie's Kloof	Kanonkop	BHB Waterfall	Rooiklip	ZigZag	9th Avenue Kloof	Shade Rock	BOSKO	Groot Uitkyk	?	Unknown																
ID Features of Baboons																																									
General remarks																																									

Figure 1.2: The Voëlklip Troop incident sheet for August 2022.

1.1.2.2 VOËLKLIP & FERNKLOOF

- On 17 August the Voëlklip Troop gained access to the urban area, moving down 1st Avenue towards 3rd street, before moving west through Mossel River and into Fernkloof. No assertive incursions were recorded during this time.
- Individuals were recorded in Voëlklip on three days, and in Fernkloof on two days, during August.

1.1.2.3 GENERAL

- A deceased infant was observed being carried by a female on 2 August. The cause of death is not known.

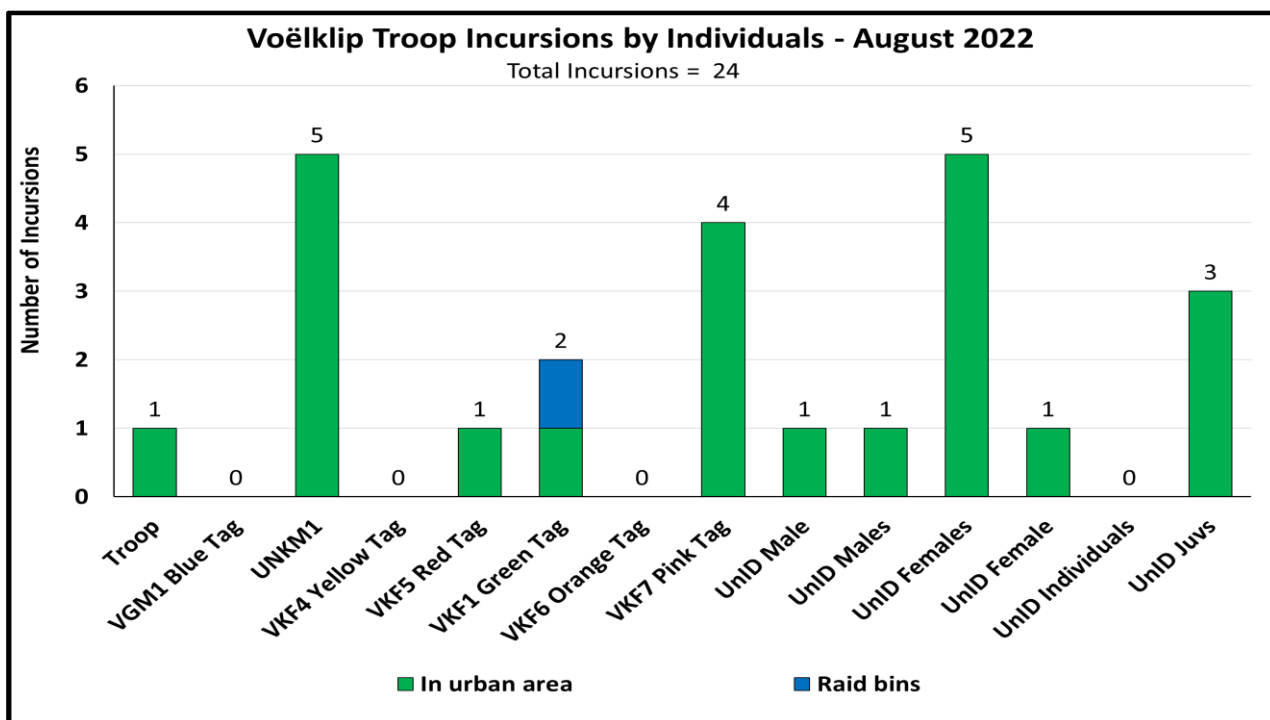


Figure 1.3 Number of incursions for the Voëlklip Troop and individuals during August 2022.

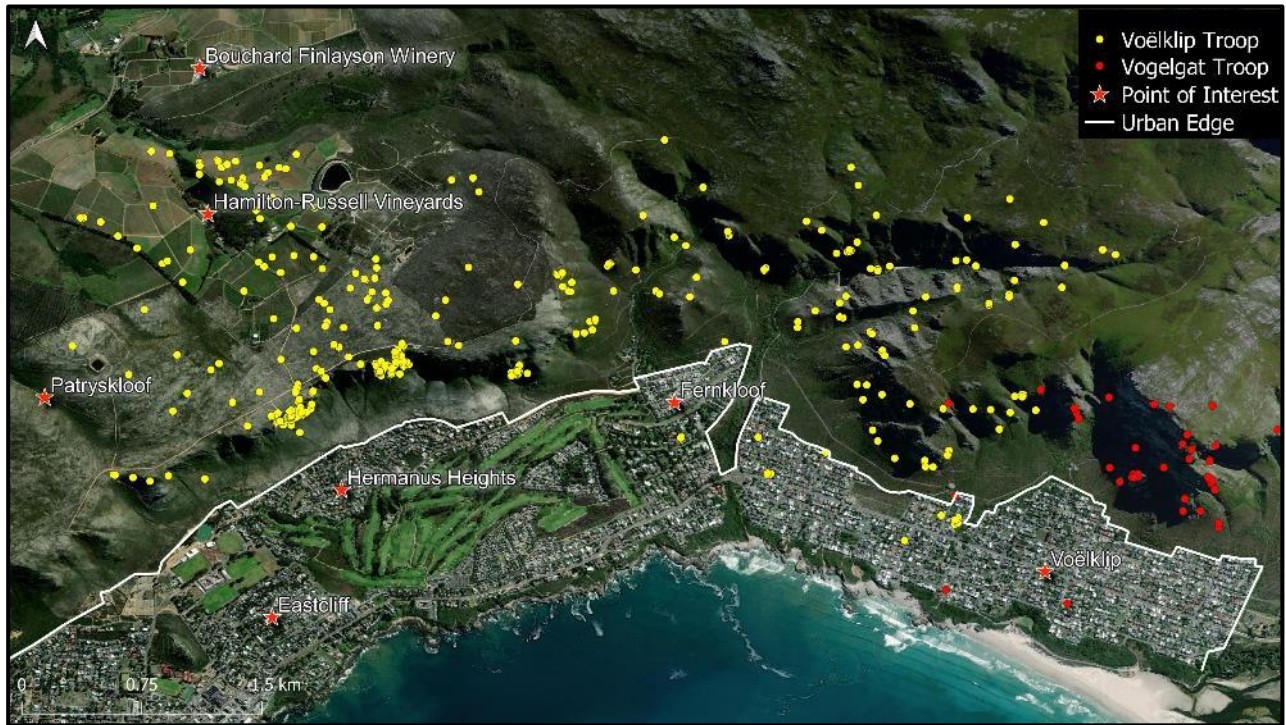


Figure 1.4 Map showing the GPS locations of VKF7 in the Voëlklip Troop during August 2022.

VOGELGAT TROOP

1.1.3 IN TOWN STATISTICS

- Time out of Town for the Troop decreased to 98.5% in August, with two recorded incursions by the troop during the month.
- Time out of town for individuals decreased during the month from 98.1% in July to 96.6% during August.

	% Out of Town	% Up or Down from Previous Month	Days Entered	Total Time in Town	Avg Time in Town per day	Max Daily Time in Town	Min Daily Time in Town
Troop	98.5	-0.9	5	5:06	1:01	2:30	0:20
Individuals	96.6	-1.5	17	11:35	1:17	3:00	0:16

Table 2.1 In Town Statistics for the Vogelgat Troop for August 2022. Time is expressed in hours and minutes. Average daylength in August was 10 hours and 52 minutes.

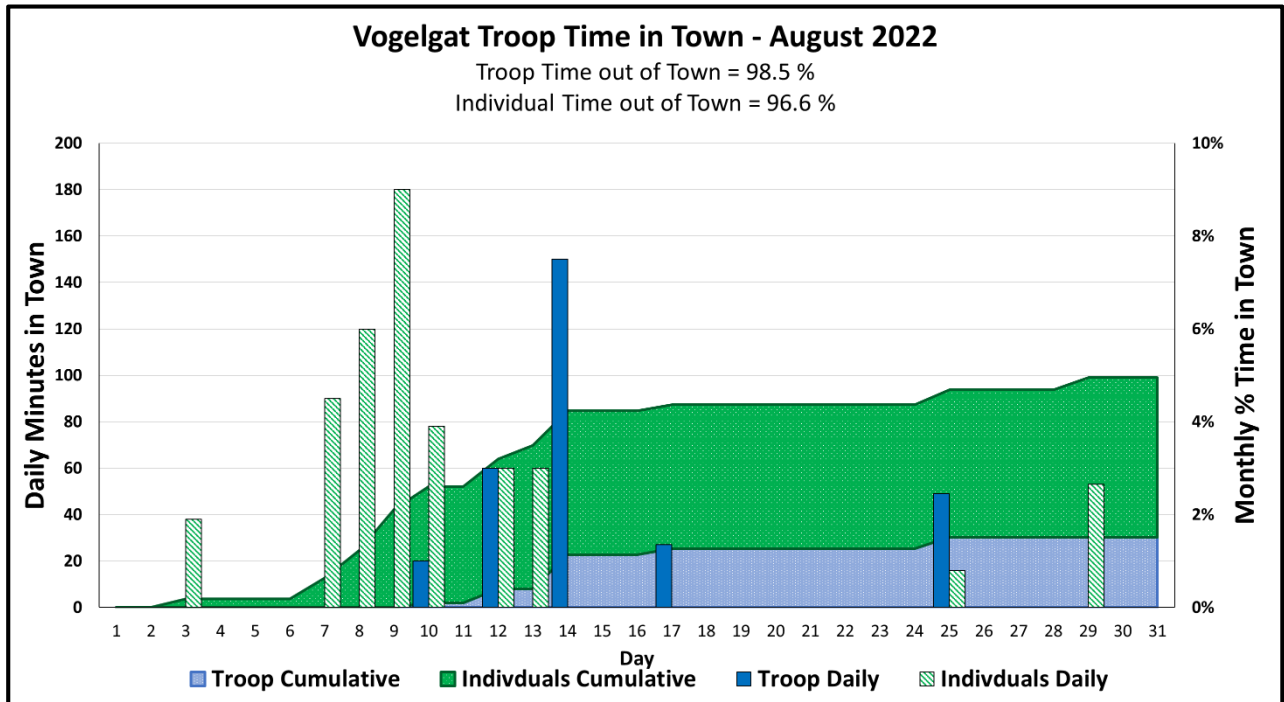


Figure 2.1 Troop and individual daily time (minutes) in town (bars), and monthly (area) percentage Time in Town by the Vogelgat Troop during August 2022.

HWS: TROOP MONTHLY REPORT																																																
SECTOR		CLASSES OF BEHAVIOUR																																														
		1	2	3	4	5	6	7	8	9	10	11	12	13	14	15	16	17	18	19	20	21	22	23	24	25	26	27	28	29	30	31																
OVERSTRAND																																																
BABOON TROOP:																																																
MONTH: August		YEAR: 2022																																														
		<table border="1" style="width: 100%; border-collapse: collapse;"> <tr> <td>1</td><td>In urban area</td> <td>4</td><td>Attacking pets</td> <td>7</td><td>Threatening behaviour/ attacking/ stealing food</td> </tr> <tr> <td>2</td><td>Raid bins</td> <td>5</td><td>Raid unoccupied house or vehicle</td> <td>8</td><td>Breaking & Entering/Damaging property</td> </tr> <tr> <td>3</td><td>Non malicious damage</td> <td>6</td><td>Raid occupied house or vehicle</td> <td>9</td><td>Nocturnal Raiding</td> </tr> </table>																													1	In urban area	4	Attacking pets	7	Threatening behaviour/ attacking/ stealing food	2	Raid bins	5	Raid unoccupied house or vehicle	8	Breaking & Entering/Damaging property	3	Non malicious damage	6	Raid occupied house or vehicle	9	Nocturnal Raiding
1	In urban area	4	Attacking pets	7	Threatening behaviour/ attacking/ stealing food																																											
2	Raid bins	5	Raid unoccupied house or vehicle	8	Breaking & Entering/Damaging property																																											
3	Non malicious damage	6	Raid occupied house or vehicle	9	Nocturnal Raiding																																											
BABOON ID	Sex	1	2	3	4	5	6	7	8	9	10	11	12	13	14	15	16	17	18	19	20	21	22	23	24	25	26	27	28	29	30	31	TOTAL															
Troop											1		1		1			1								1							5															
VGM3	M														1																	1																
UnID Male	M							1	1					1								1										4																
UnID Males	M			1																												1																
UnID Females	F							1						1													1					3																
UnID Female	F																															1																
UnID Individuals		1	1		1					1	1	1	1								1		1						1		1	11																
UnID Juvs							1																			1						2																
		TIME SPENT IN TOWN (Minutes)																													HRS																	
Troop		1.5										20		60		150				27												5.10																
Individuals		3.4	*	*	38	*			90	120	180	78	*	60	60						*	*	*			16				53	*	11.58																
Roost:	AM	?	?	?	?	?	?	?	?	?	?	?	?	16	9	8	1	1	8	4	4	9	5	8	8	10	10	4	15	15	20	15	15	21														
Roost:	PM	?	?	?	?	?	?	?	?	?	?	?	?	16	9	8	1	1	8	4	4	9	5	8	8	10	10	4	15	15	15	15	21	21														
Roost Sites		1	Baboon Castle	2	18th Ave Kloof	3	11th Ave Kloof	4	10th Ave Kloof	5	Uitkyk Punt	6	Vogelgat Nature Reserve	7	Halfway Ridge	8	Bosklip	9	Groot Uitkyk	10	1st Kloof	11	2nd Kloof	12	3rd Kloof	13	4th Kloof	14	17th Avenue Kloof	15	Waterfall	16	A Shape	17	Bitterbiesie	18	Maanskynkop	19	Stillwaters	20	Maanskynbaai SS							
ID Features of Baboons		21	Rocklands Valley	?	Unknown																																											
General remarks		Please note that the numbers in red indicate non-urban raids or incursions.																																														

Figure 2.2 The Vogelgat Troop incident sheet for August 2022.

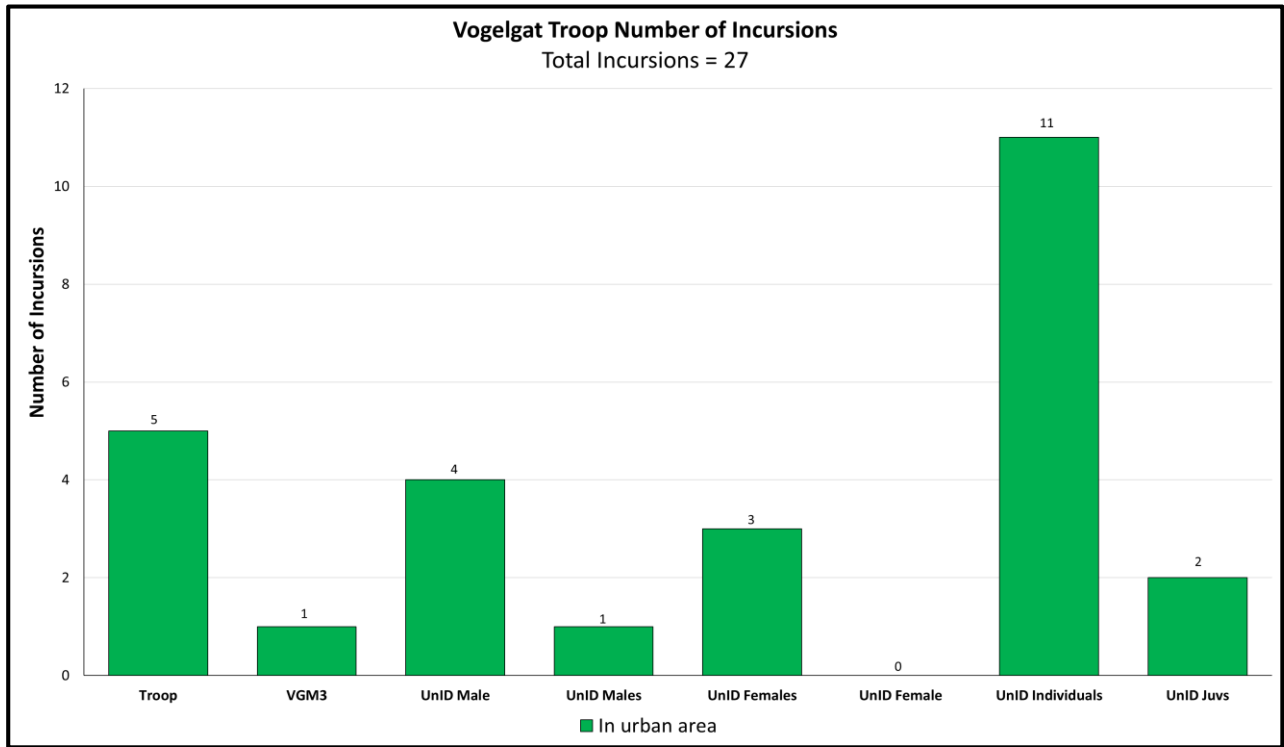


Figure 2.3 Number of incursions for the Vogelgat Troop and individuals during August 2022.

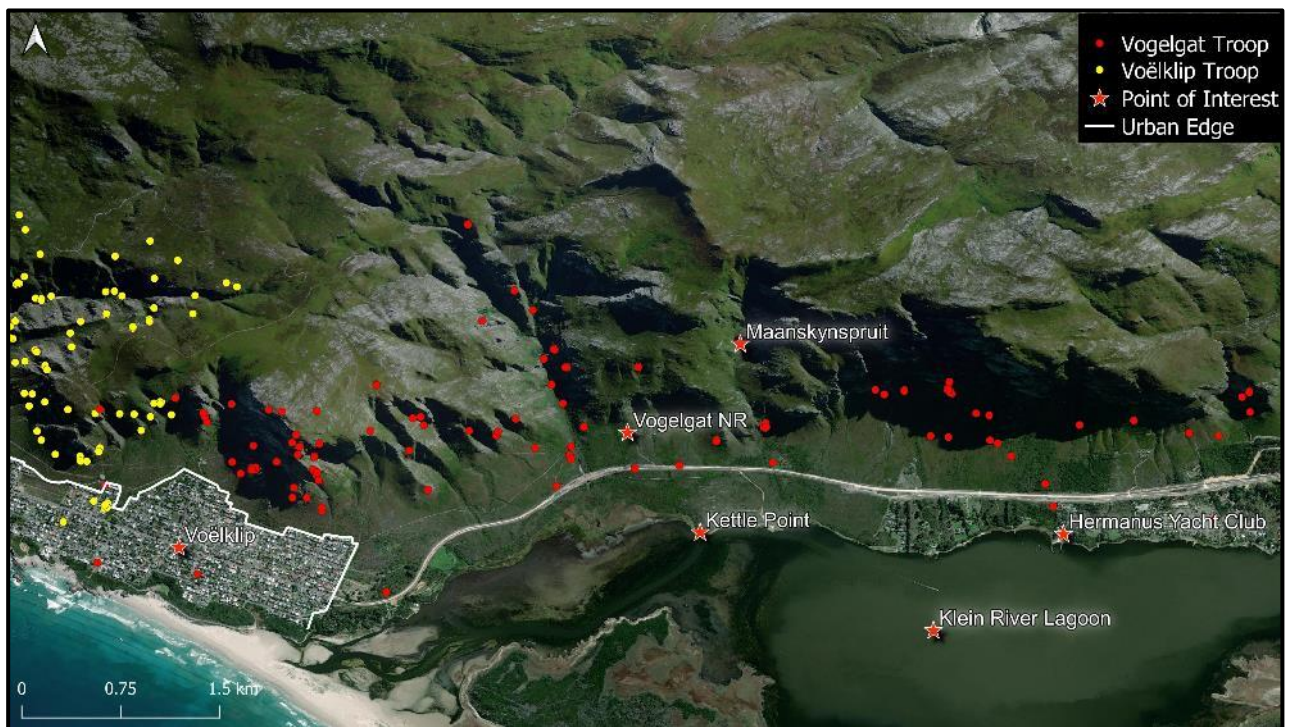


Figure 2.4 Map showing the location of VGM3 in the Vogelgat Troop during August 2022.

1.1.4 **NOTEWORTHY INCIDENTS**

- There were five incursions into the urban area by the Vogelgat Troop during August.
- There was a further increase in the number of individual incursions during August, with individuals being present in the urban area on 17 days during the month.
- An adult male from the Vogelgat Troop, VGM3, was fitted with a GPS collar on 12 August.

VIRTUAL FENCE

- In the Eastern Overstrand, the Virtual Fence was activated on 19 days during August.

ONRUS TROOP

- No observations of the Onrus Troop were made during August.

HAMILTON RUSSEL TROOP

- The Hamilton-Russel Troop was potentially observed on 27 August. Several individuals were observed near the Adderladder sleep site and were last seen heading North West.

BIRTHS, DEATHS & MIGRATIONS

One death was recorded during August in the Eastern Overstrand; a deceased infant was observed being carried by a female in the Voëlklip Troop.

OVERSTRAND WEST TROOPS**PRINGLE BAY TROOP****1.1.5 IN TOWN STATISTICS**

- The time spent out of town by the Pringle Bay Troop increased significantly during August, with the troop spending 72.9% of their time out of town.
- Time out of town by Pringle Bay Troop individuals decreased with individuals spending 72.7% of their time out of town during August.

	% Out of Town	% Up or Down from Previous Month	Days Entered	Total Time in Town	Avg Time in Town per day	Max Daily Time in Town	Min Daily Time in Town
Troop	72.9	6.7	20	91:40	4:35	9:00	0:29
Individuals	72.7	-2.4	29	97:38	3:22	8:10	0:07

Table 3.1 In Town Statistics for the Pringle Bay Troop for August 2022. Time is expressed in hours and minutes. Average daylength in August was 10 hours and 52 minutes.

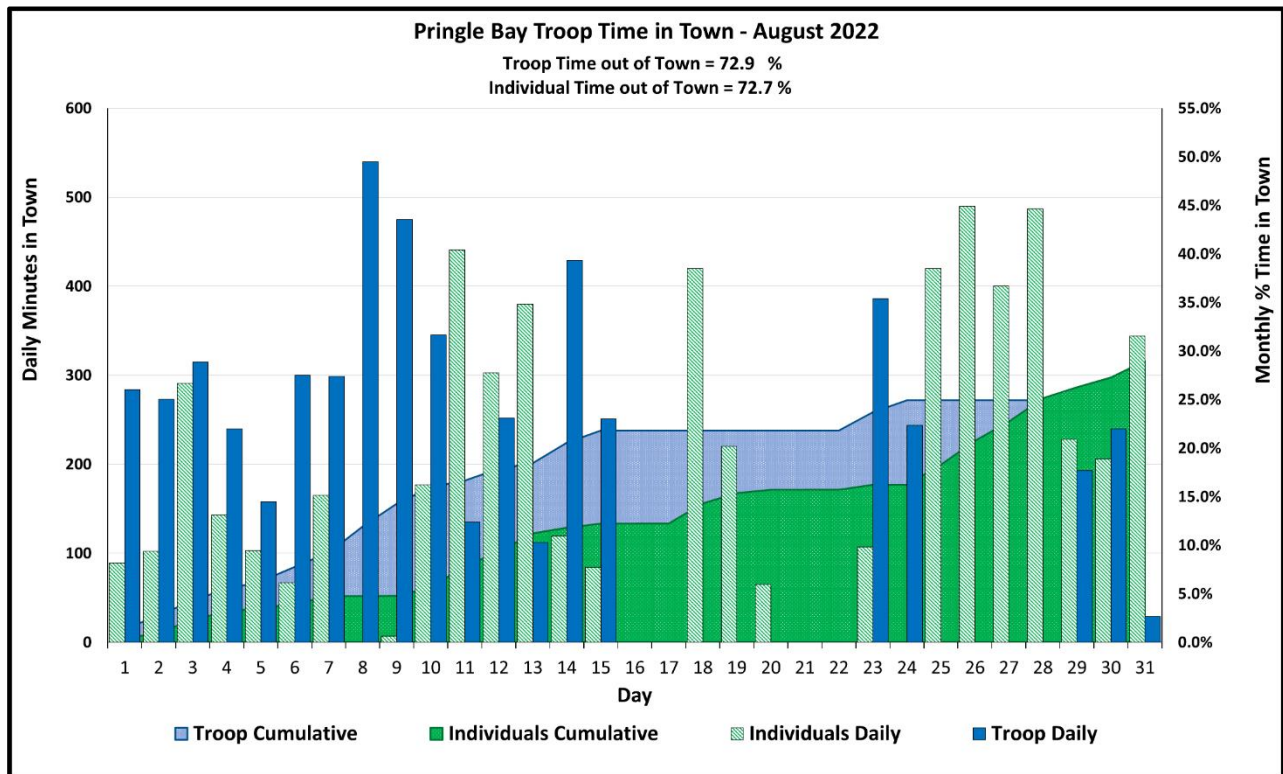


Figure 3.1 Troop and individual daily time (minutes) in town (bars), and monthly (area) percentage Time in Town by the Pringle Bay Troop during August 2022.

1.1.6 **NOTEWORTHY INCIDENTS**

- The dispersing blue tagged male, BTM1, which was first observed in the Pringle Bay Troop on 24 July 2022, was recorded stealing packets and food directly from people on six occasions during August. Residents and local business owners report that he hid in the bushes in the CBD and charged people that exited the shops.
- Another dispersing young adult male from the Rooiels Troop, REM1, began associating with the troop on 20 August. He was initially chased away by HKM1 and UKM2, but has since been observed copulating with PBF1 and associated frequently with juveniles and subadults in the troop. He was very well habituated and joined other baboons during several occupied house incursions. He was also observed attempting to open vehicles.
- On 27 August the Rooiels Troop was observed on the R44 at the Buffelstal Junction. HKM1 and BTM1 engaged in chasing and fighting with members of the Rooiels Troop. HKM1 sustained a deep gash on his left rear leg during his fight with REM1.
- A female engaging in an occupied house raid in Pringle Bay pulled a sliding door from its frame. This was the first instance of breaking and entering observed by a female in the Pringle Bay Troop.

HWS: TROOP MONTHLY REPORT																																					
SECTOR		CLASSES OF BEHAVIOUR																																			
OVERSTRAND		1 In urban area											4 Attacking pets				7 Threatening behaviour/ attacking/ stealing food																				
BAROON TROOP:		2 Raid bins											5 Unoccupied house or vehicle incursion				8 Breaking & Entering/Damaging property																				
PRINGLE BAY		3 Non malicious damage											6 Occupied house or vehicle incursion				9 Nocturnal incursion																				
MONTH: August		YEAR: 2022																																			
BABOON ID	Sex	1	2	3	4	5	6	7	8	9	10	11	12	13	14	15	16	17	18	19	20	21	22	23	24	25	26	27	28	29	30	31	TOTAL				
Troop		1	1	1	1	1	1	1	1	1	1	1	1	1	1	1	1	1	1	1	1	1	1	1	1	1	1	1	1	1	1	1	1	20			
PBM2	M	5,6		6		6	6,6	6	6	6,6		1	1	1	1	1	2,6	6															27				
BRM2	M																																				
UKM2	M			2		6				6																	1	1	6	1	2		9				
BTM1(Blue tag)	M		5	2	2,6		7		7		1	1		1	1	7	1	7	1	7	1	1	7	1	1	1	1	1	1	1	1	1	23				
HKM1	M			6							1	2	2																			14					
REM1	M																							6,6,6,6								5					
PBF1	F			2,2	1	6,6				6,6														6,6,6								14					
PBF4	F																																				
PBF5	F																																				
PBF6	F																																				
UnID Male					1						6	1																				3					
UnID Females		5												1										1		1	1	1	8		6	9					
UnID Female			2	2		6				6	6	1		6	6																2	12					
UnID Individuals		2		2	5																											3					
UnID Juveniles		5	2,5	2,6,2			6	6	6,6	6,6						6,6	6							6,6,6	1						6	1	21				
%		TIME SPENT IN TOWN (Minutes)																													HRS						
Troop		27.1	284	273	315	240	158	300	299	540	475	345	135	252	112	429	251																	386	244		
Individuals		27.3	89	102	291	143	103	67	165		7	177	441	303	380	119	84																	107	420	220	65
Roost:	AM	2	1	1	4	5	4	1	1	1	1	1	10	5,10	10,1	1	1	10	22	22	1	10	14	14	10	1	10	14,1	14,4	14,1	14,1	1	1	1			
Roost:	PM	1	1	4	5	4	1	1	1	1	1	10	5,10	10,1	1	1	10	22	22	1	10	14	22	10	1	10	14,1	14,7	14,1	14,1	1	1	1				
Roost Sites		1 Professor											2 Hantkip											3 Axel Kop		4 Pringle Peak		5 Lemoenkop									
		6 Panel Beaters											7 Valley											8 Stink Kop		9 Waldos Farm SS1		10 Waldos Farm SS2									
		11 Pieter's											12 Boulders											13 Buffels Dam 1		14 Buffels Dam 2		15 Buffels Dam 3									
		16 Panel Beaters											17 Concrete House											18 Gullies		19 Rooiels Dam 2		20 River Ridge									
		21 Mountain Top											22 Rooiels 2											23 Quarry SS		24 Groot Sloop SS		25 Waterworks									
		26 Pringle Bay Urban Area											27 Rooiels Estuary											28 Upper Rooiels River		29 Rooielsberg		30 Rooiels Spire									
ID Features of Baboons																																					
General remarks		Please note that the numbers in red indicate non-urban raids or incursions. * indicates individuals were seen in town but were not seen entering and/or leaving. These data were therefore estimated.																																			

Figure 3.3 The Pringle Bay Troop incident sheet for August 2022. * Individual was not observed either entering or leaving town. Time in town was therefore estimated.

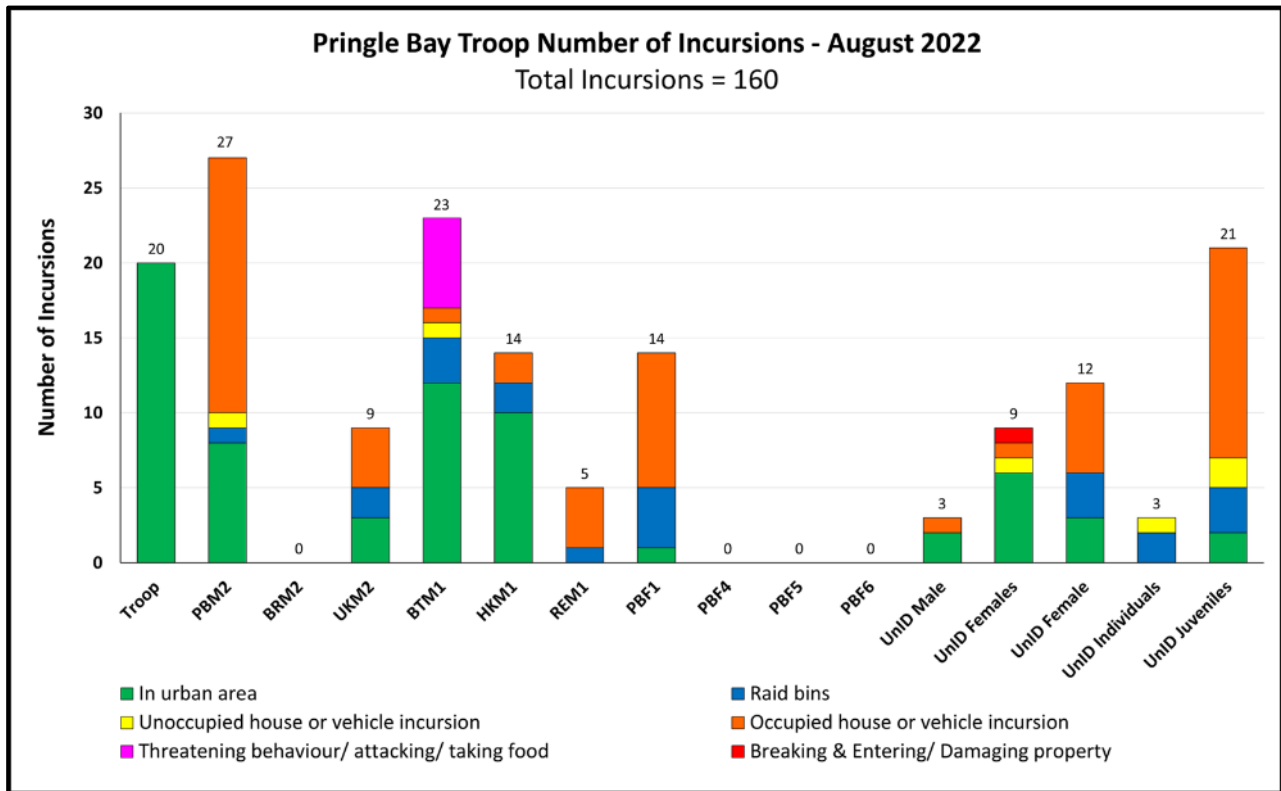


Figure 3.4 Number of incursions for the Pringle Bay Troop and individuals during August 2022.



Figure 3.5 Map showing the GPS locations of PBF1 in the Pringle Bay Troop (Yellow) and HKM3 in the Hangklip troop (Red) during August 2022.

HANGKLIP TROOP

1.1.7 IN TOWN STATISTICS

- August was the tenth consecutive month that no time in town was recorded for the Hangklip Troop.
- Individual time out of town increased from 99.8% to 100% as no individuals from the Hangklip Troop were recorded in the urban area during August.

	% Out of Town	% Up or Down from Previous Month	Days Entered	Total Time in Town	Avg Time in Town per day	Max Daily Time in Town	Min Daily Time in Town
Troop	100.0	0.0	0	0:00	00:00	00:00	00:00
Individuals	100.0	+ 0.2	0	0:00	00:00	00:00	00:00

Table 4.1 In Town Statistics for the Hangklip Troop for August 2022. Time is expressed in hours and minutes. Average daylength in August was 10 hours and 52 minutes.

1.1.8 NOTEWORTHY INCIDENTS

- No incursions were recorded for the Hangklip Troop during August.
- The Hangklip Troop utilised the southern portion of their range quite extensively during the month, along with the cliffs of Hangklip Peak.
- On 16 August a local resident was walking his dog off-leash near the Hangklip Hotel where the Hangklip Troop was foraging. The owner could not control the dog and as a result the dog got involved in an altercation with a male from the Hangklip Troop. The dog sustained minor injuries. Subsequent searches of the Hangklip Troop showed none of the males were supporting any obvious injuries.

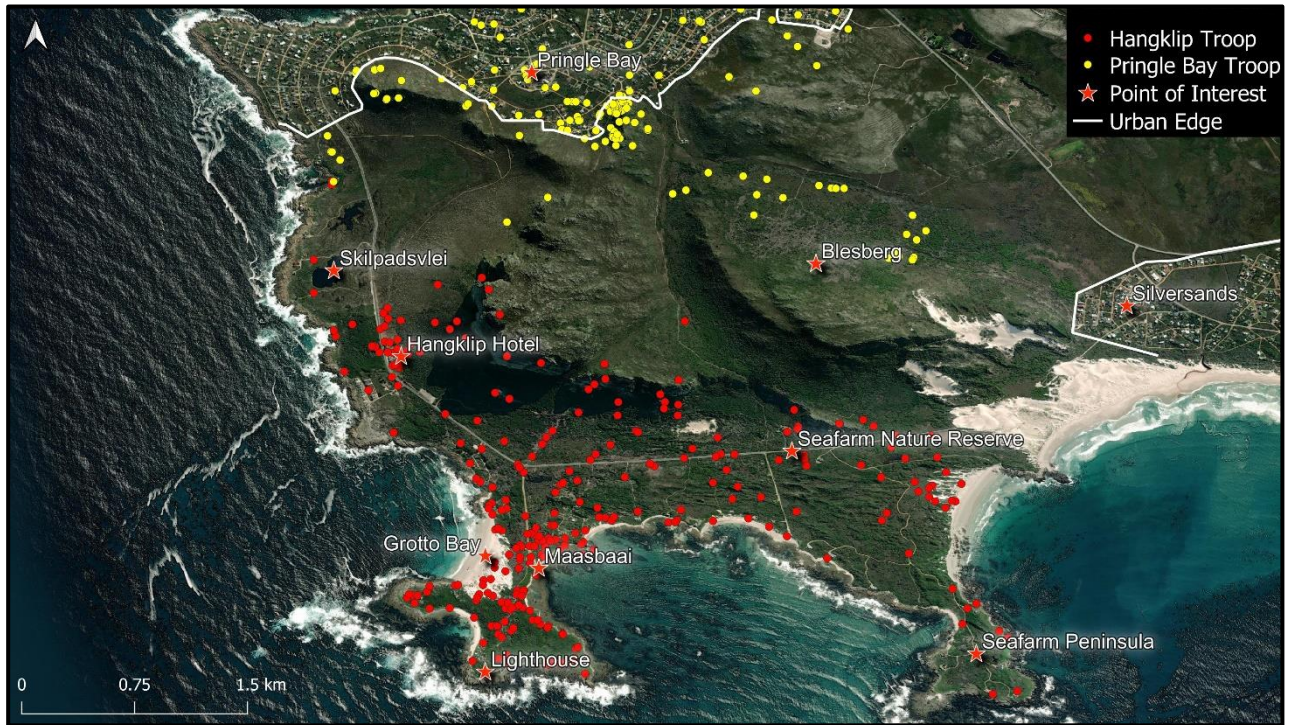


Figure 4.2 GPS locations of HKM3 in the Hangklip Troop (Red) and PBF1 in the Pringle Bay Troop (Yellow) as determined by their GPS collars during August 2022.

SILVERSANDS TROOP

1.1.9 IN TOWN STATISTICS

- Troop time out of town increased from 99.5% in July to 99.9% during August.
- Time out of town by individuals decreased by 2% from 96.5 % in July to 94.5% in August.

	% Out of Town	% Up or Down from Previous Month	Days Entered	Total Time in Town	Avg Time in Town per day	Max Daily Time in Town	Min Daily Time in Town
Troop	99.9	0.4	1	0:30	0:30	00:30	00:30
Individuals	94.5	-2.0	18	18:50	1:02	04:00	00:05

Table 5.1 In Town Statistics for the Silversands Troop for August 2022. Time is expressed in hours and minutes. Average daylength in August was 10 hours and 52 minutes.

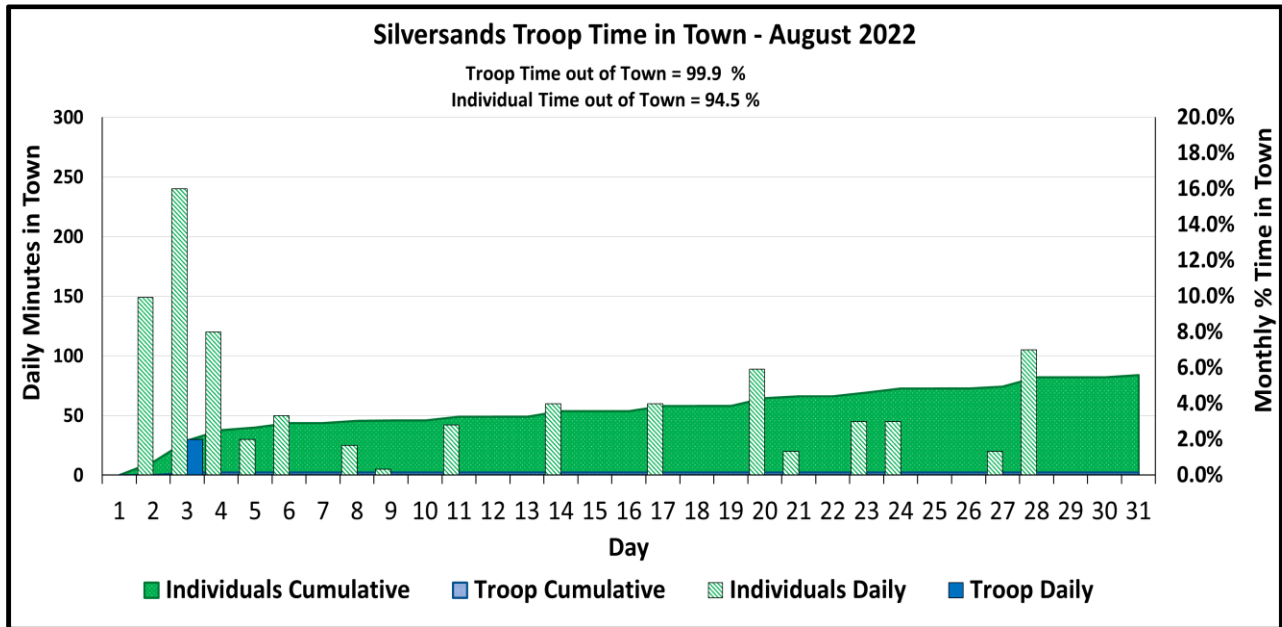


Figure 5.1 Troop and individual daily time (minutes) in town (bars), and monthly (area) percentage Time in Town by the Silversands Troop during August 2022.

1.1.10 NOTEWORTHY INCIDENTS

- Individuals from the Silversands Troop were able to access the urban area on 18 days during August.
- The Silversands Troop entered the urban area on one day in August.
- On 20 August SSM1, identified by his shortened tail, was responsible for three occupied house incursions as well as one bin raid. This is a significant increase in assertiveness for the Silversands Troop. Prior to this there had been only three recorded instances of this behaviour since management started.
- On 24 August, an old female from the Silversands Troop had a serious altercation with a dog after jumping into an enclosed garden in Silversands. The female suffered from severe internal injuries and died from these wounds before the veterinary surgeon could examine her.

HWS: TROOP MONTHLY REPORT																																			
SECTOR		CLASSES OF BEHAVIOUR																																	
OVERSTRAND		1 In urban area	4 Attacking pets	7 Threatening behaviour/ attacking/ stealing food																															
BABOON TROOP:	Silersands	2 Raid bins	5 Unoccupied house or vehicle incursion	8 Breaking & Entering/Damaging property																															
MONTH: August	YEAR: 2022	3 Non malicious damage	6 Occupied house or vehicle incursion	9 Nocturnal incursion																															
BABOON ID	Sex	1	2	3	4	5	6	7	8	9	10	11	12	13	14	15	16	17	18	19	20	21	22	23	24	25	26	27	28	29	30	31	TOTAL		
Troop				1																													1		
SSM1 (short tail)			1				1			1		1			1						6,6,6,2			1				1	1			1	14		
SSM2			1																													1	1		
UnID Males					1										1										1					1			4		
UnID Male			1	1		1	1		1			1										1	1									1	9		
UnID Sub-Male															1																		3		
UnID Females															1																		1		
UnID Female						1																				1							2		
UnID Individuals		1		1	1																				1								4		
UnID Juveniles																																			
%		TIME SPENT IN TOWN (Minutes)																														HRS			
Troop	0.1				30																												0.50		
Individuals	5.5	*	149	240	120	30	50		25	5		42			60			60						89	20		45	45		20	105		25	18.42	
Roost:	AM	?	?	?	?	?	?	?	?	?	?	?	?	?	?	?	?	?	?	?	?	?	?	?	?	?	?	?	?	?	?	?	?		
Roost:	PM	?	?	?	?	?	?	?	?	?	?	?	?	?	?	?	?	?	?	?	?	?	?	?	?	?	?	?	?	?	?	?	?	?	
Roost Sites		?	Unknown									2																					3		
		6											7																					8	
		11																																	9
		16																																	10
		21																																	13
		26																																	14
		27																																	15
ID Features of Baboons																																		17	
																																		18	
																																			19
																																			20
General remarks																																		22	
																																		23	
																																		24	
																																		25	

Figure 5.2 The Silversands Troop incident sheet for August 2022.

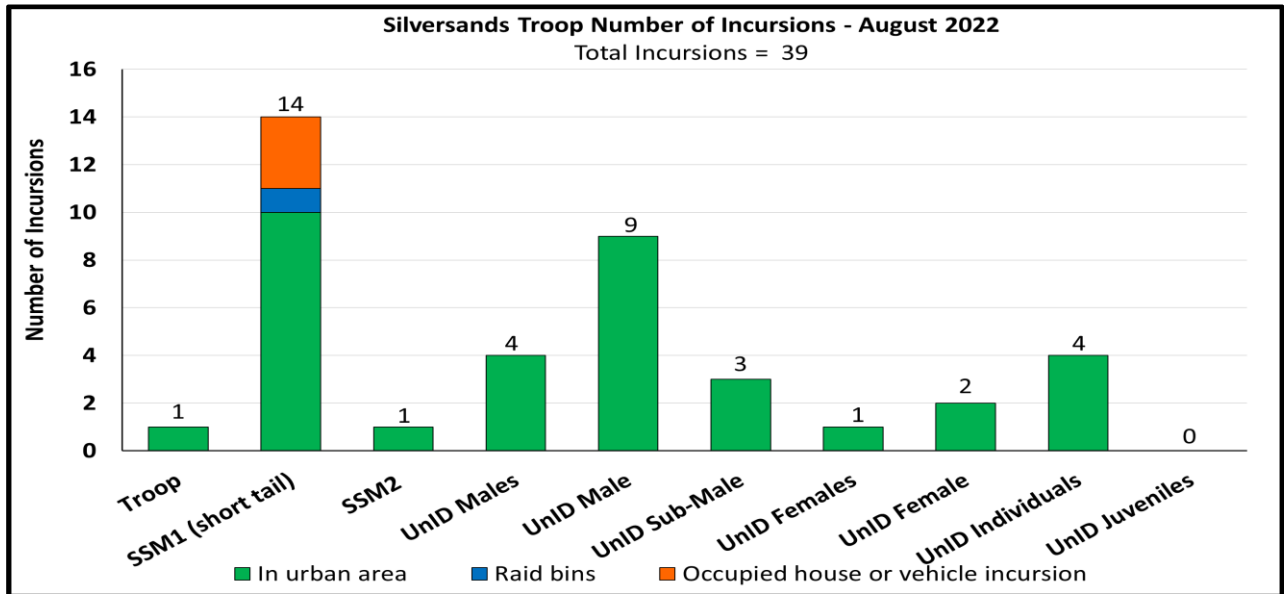


Figure 5.3 Number of incursions by the Siversands Troop and individuals during August 2022.

BETTY'S BAY TROOP

1.1.11 IN TOWN STATISTICS

- Troop time out of town increased from 93.6% during July to 95.7 during August.
- Individual baboons time out of town increased 78.9% in July to 86.8% during August.

	% Out of Town	% Up or Down from Previous Month	Days Entered	Total Time in Town	Avg Time in Town per day	Max Daily Time in Town	Min Daily Time in Town
Troop	95.7	+ 2.1	14	14:31	1:02	2:32	0:22
Individuals	86.8	+ 7.9	22	44:24	2:01	4:45	0:20

Table 6.1: In Town Statistics for the Betty's Bay Troop for August 2022. Time is expressed in hours and minutes. Average daylength in August was 10 hours and 52 minutes.

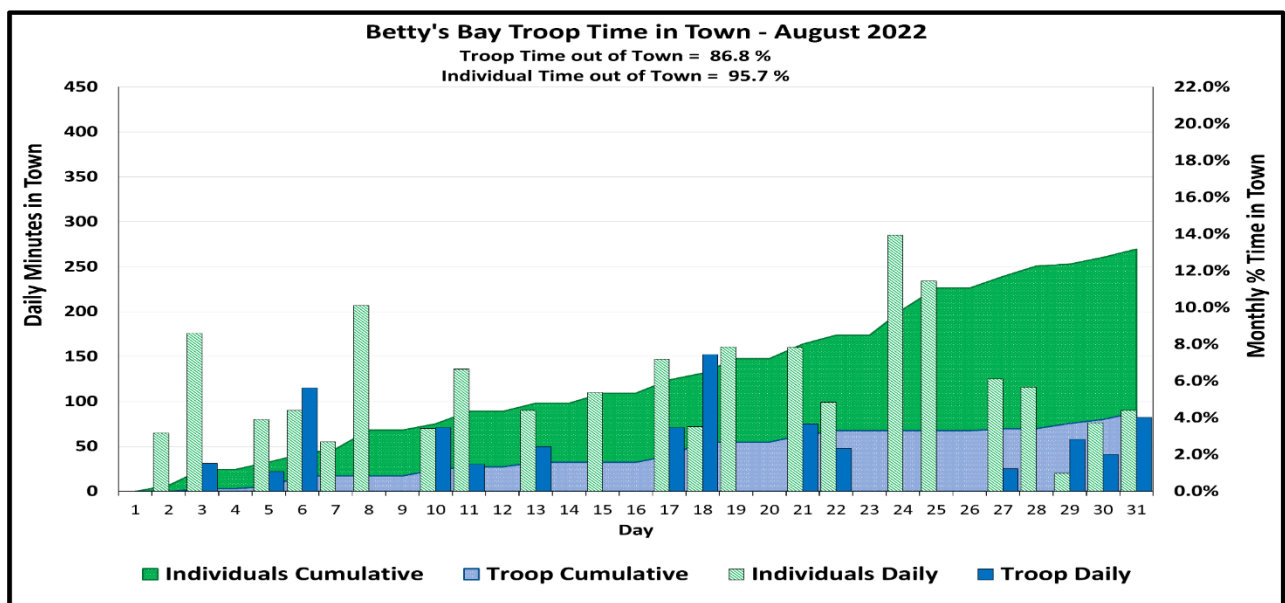


Figure 6.1 Troop and individual daily time (minutes) in town (bars), and monthly (area) percentage Time in Town by the Betty's Bay Troop during August 2022.

1.1.12 NOTEWORTHY INCIDENTS

- The Betty’s Bay Troop commenced their annual migration to Kleinmond on 3 August and remained there for the rest of the month.
- On 30 August, the troop raided a number of unsecured bins and bags left on the road, highlighting a need to address waste management in Kleinmond. Priority must be given to those areas closest to the urban edge in order to reduce these types of incidents.
- On 6 August, a member of the public phoned the police to report a resident allegedly chasing a baboon with a firearm. HWS staff did not witness any such incident.

HWS: TROOP MONTHLY REPORT																																																									
SECTOR		CLASSES OF BEHAVIOUR																																																							
OVERSTRAND		1 In urban area										4 Altercation with pets										7 Threatening behaviour/ attacking/ stealing food																																			
BABOON TROOP:		2 Raid bins										5 Unoccupied house or vehicle incursion										8 Breaking & Entering/Damaging property																																			
MONTH: August		3 Non malicious damage										6 Occupied house or vehicle incursion										9 Nocturnal incursion																																			
BETTY'S BAY		YEAR: 2022																																																							
BABOON ID	Sex	1	2	3	4	5	6	7	8	9	10	11	12	13	14	15	16	17	18	19	20	21	22	23	24	25	26	27	28	29	30	31	TOTAL																								
Troop	M		1	1	1	1	1	1	1	1	1	1	1	1	1	1	1	1	1	1	1	1	1	1	1	1	1	1	1	1	1	1	1	22																							
BBM2	M		1,2	1,6	1	1,2	1	1	1	1,2	1	1	1,6,6	1	1	1	1	1	1	1	1	1	1	1	1	1	1	1	1	1	1	1	23																								
BBM4 (sub-adult)	M		1,2	1,6	1	1,6	1	1	1	1	1	1	1,6	1	1	1	1	1	1	1	1	1,6	1	1	1,6	1,2	1	1	1	1	1	1,6	28																								
BBF1	F										1									1	1,6											4																									
BBF2	F					1					1										1,2		1									5																									
Unid Male	M																																																								
Unid Females	F		1				1		1				1								1		1		1	1					1	12																									
Unid Female	F		1	1,6		1,2					1,6	1,6	1		1,2,2		1	1				1									1	17																									
Unid Individuals					2					2	6				1			2					2		1						7																										
Unid Juveniles			1				1		1,6				1										1,6	1				1	1		1	15																									
%		TIME SPENT IN TOWN (Minutes)																														HRS																									
Troop	4.3	0	0	31	0	22	115	0	0	0	71	30	0	50	0	0	0	71	152	0	0	75	48	0	0	0	0	0	58	41	82	14.52																									
Individuals	13.2	0	65	176	0	80	90	55	207	0	70	136	0	90	0	110	0	147	72	161	0	160	99	0	285	234	0	125	116	20	76	90	44.40																								
Roost:	AM	13	3	7	27	26	26	24	27	18	18	26	26	26	25	24	18	18	26	26	25	25	26	25	18	27	25	25	26	25	26	22																									
Roost:	PM	3	7	27	26	26	26	24	27	18	18	26	26	26	25	24	18	18	26	26	25	25	26	25	18	27	25	25	26	25	26	22																									
Roost Sites		1 Disa Kloof		2 Leopard Kloof		3 Leopard Kloof Lower		4 Leopard Kloof Upper		5 Sunny Seas		6 Sunny Seas West		7 Sunny Seas East		8 Bass Lake		9 Bass Lake West		10 Bass Lake East		11 Jocks Bay		12 Zigzag		13 Church		14 Kleinmond Lookout		15 Kopje		16 Caltex		17 Waterfall		18 Unknown		19 Harold Porter Gardens		20 Palmeit		21 Kasteel Kop		22 Pimples		23 Isaacs River Kloof		24 Jean's Hill		25 Heuningklip		26 Sandown Peak		27 Three Sisters		28	
ID Features of Baboons																																																									
General remarks		Please note that numbers in red indicate non-urban raids or incursions.																																																							

Figure 6.2 The Betty’s Bay Troop incident sheet for August 2022.

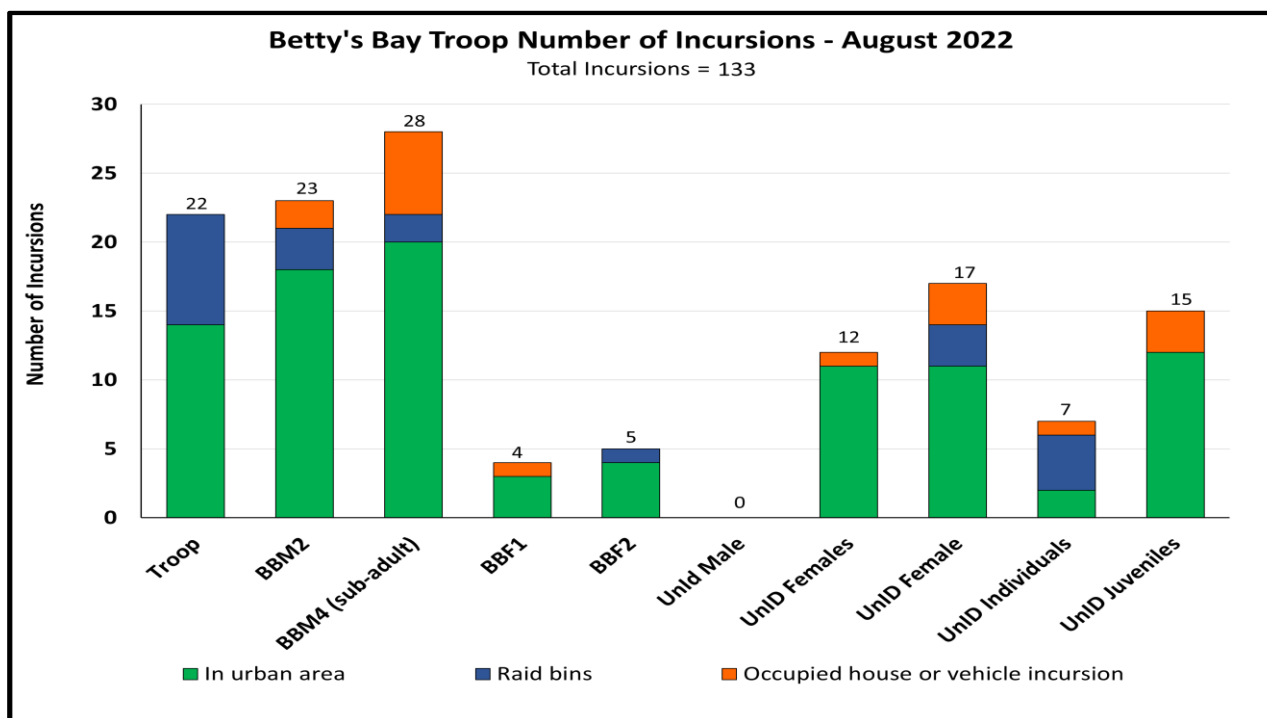


Figure 6.3 Number of incursions by the Betty’s Bay Troop and individuals during August 2022.

BIRTHS, DEATHS & MIGRATIONS

- One death was recorded in the Silversands Troop and one immigration was observed into the Pringle Bay Troop during August.

VIRTUAL FENCE USE

- In the Overstrand West region, the Virtual Fence was used on two days during August.

GENERAL COMMENTS – ALL TROOPS

POPULATION CHARACTERISTICS

During August there was a total of two deaths and one migration (**Table 7.1**). Of the two deaths, one was the result of a dog bite and the other cause of death is unknown. The dog bite occurred in Silversands and was the second death as the result of an altercation between baboons and dogs in this area of the Overstrand.

The migration of one male from the Rooiels Troop into the Pringle Bay Troop occurred on 20 August. Whilst the new male often engaged in conflict with the resident males, he was also observed copulating with females and associated readily with juveniles and sub-adults in the troop.

Troop	October	June	June	June	August 2022			Total observed Births (1 July 2022 to 31 August 2022)	Total observed Deaths (1 July 2022 to 31 August 2022)	Total observed Migrations (1 July 2022 to 31 August 2022)
	2019	2020	2021	2022	Births	Deaths	Emigration / Immigration			
Voëlklip	29	29	27	37	0	1	0	0	1	0
Vogelgat	N/A	22*	29	27	0	0	0	0	0	0
Onrus	N/A	N/A	25*	24*	0	0	0	0	0	0
Hamilton Russel	N/A	N/A	21*	25	0	0	0	0	0	0
Pringle Bay	16	16	17	14	0	0	1	0	1	+2
Betty's Bay	N/A	19	20	23	0	0	0	1	2	0
Hangklip	N/A	N/A	30	38	0	0	0	0	0	0
Silversands	N/A	N/A	43	41*	0	1	0	0	1	0
Total	45	64	166	228	0	2	1	1	5	+2

Table 7.1: Population data for the managed troops in the Overstrand in August 2022. Emigration /Immigration figures show animal movements between troops. * Troop sizes were estimated, because they were not seen enough to get accurate counts. Note: Troop numbers are counted once a year in June. Troop numbers are not updated during the year by just counting births and deaths, because these may occur without being observed by field rangers.

Deaths	2019/20 (October - June)	2020/21 (July - June)	2021/22 (July 2021 - June 2022)	2022/23 (July 2022 - August 2023)	August 2022	TOTAL (since October 2019)
Management	3	0	1	0	0	4
Human Induced (HID)	1	2	9	4	1	16
Direct *	1	2	8	3	1	14
Indirect **	0	0	1	1	0	2
Natural	2	7	7	0	0	16
Unknown	0	0	2	1	1	3
TOTAL DEATHS	6	9	19	5	2	39

Table 7.2: Causes of baboon deaths since October 2019; *Deaths caused directly by humans, such as motor vehicle accidents, shooting, poisoning and dogs. **Deaths caused indirectly by humans such as electrocutions and fire.

HOTLINE DATA

Incursion related hotline calls in managed areas decreased from 110 to 87 during August 2022. The majority of calls came from Kleinmond (n = 40), Voëlklip (n = 14), and Pringle Bay (n = 12) (Figure 8.1). The majority (82%) of hotline calls were made to alert HWS to the presence of baboons in the urban area (Figure 8.2). There was however also an increase in the number of calls reporting bin raids (6% of calls). This most probably relates to the fact that the troop moved to Kleinmond early in August, and the residents there are not as baboon aware since the troop was last there in September 2021.

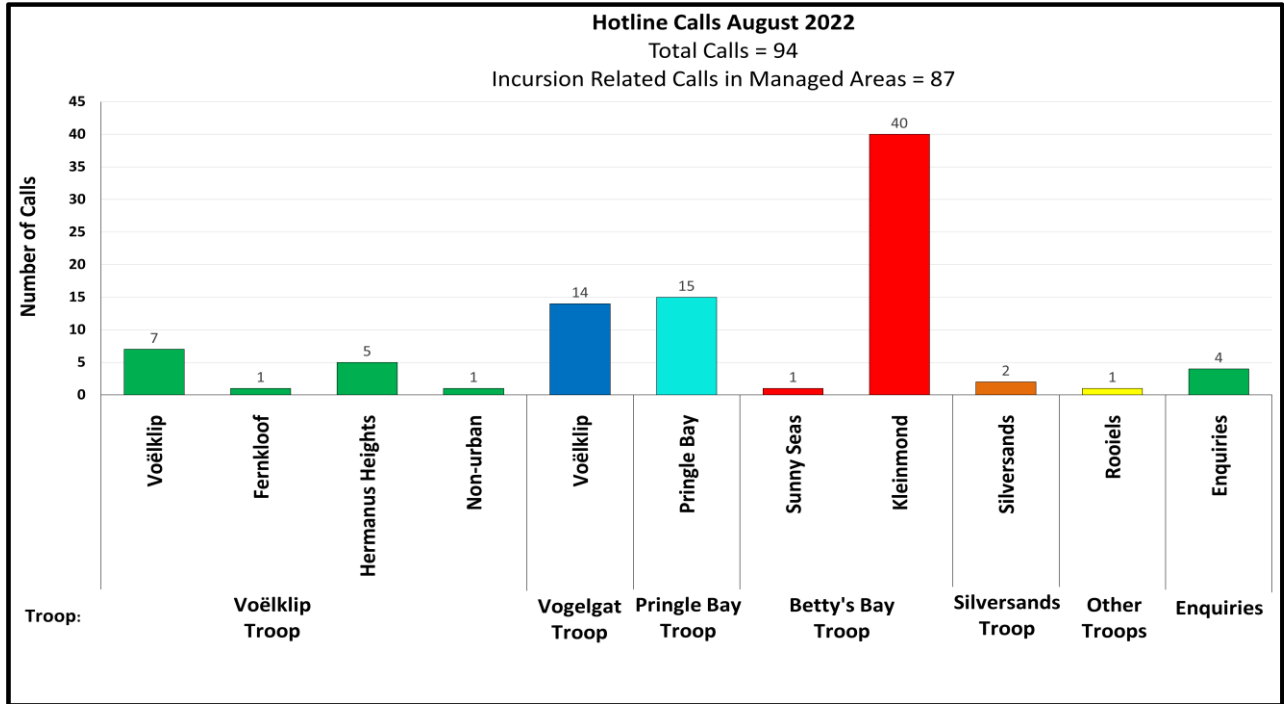


Figure 8.1: Hotline calls in baboon affected areas for August 2022. Incursion related hotline calls are calls reporting managed baboons in urban areas. Managed areas are those areas in which baboon troops are known to occur and are actively managed.

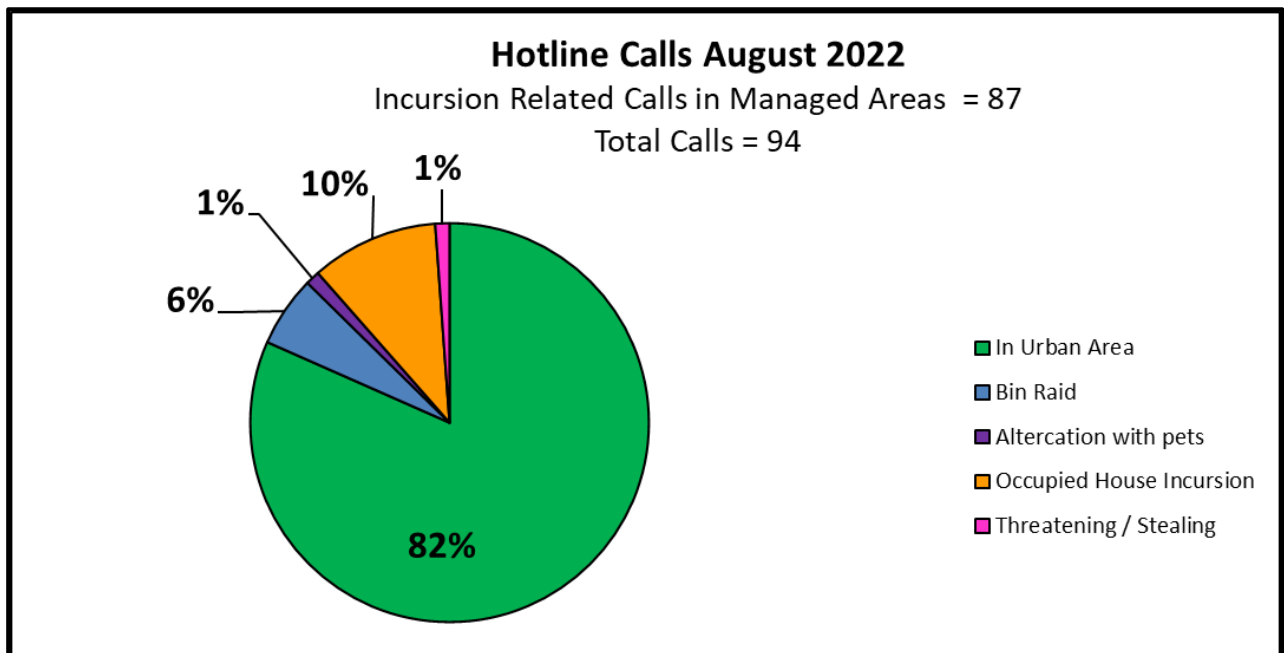


Figure 8.2: Composition of incursion-related hotline calls during August 2022. **Note:** This chart represents the composition of hotline calls, not the composition of known incursions by baboons.

RECORDED INCURSIONS

The total number of incursions recorded during the month increased from 316 in July to 383 in August (**Figure 9.1**) with the Pringle Bay and Betty’s Bay Troop responsible for the majority of incursions, 41.8% & 34.7% respectively. In the Western Overstrand there were a large number of bin raids recorded in both the Betty’s Bay and Pringle Bay Troop. Members of the Pringle Bay Troop continue to exhibit a high degree of assertiveness in their behavior with 59 occupied house incursions recorded during August, along with six incidences of threatening behaviour/attacking/stealing food. In Betty’s Bay there was a significant increase in the number of incursions recorded, however the majority of these were non-assertive and were records of individuals in the urban area. Elsewhere in the Western Overstrand, incursions increased again in Silversands, from 22 in July to 39 in August, with three occupied house incursions recored. No incursions were recorded for the Hangklip Troop. In the Eastern Overstrand, the Voelklip Troop experienced a significant increase in the number of incursions during August, however no assertive incursions were recorded. The Vogelgat Troop also recorded an increase during August, but with no assertive incursions recorded.

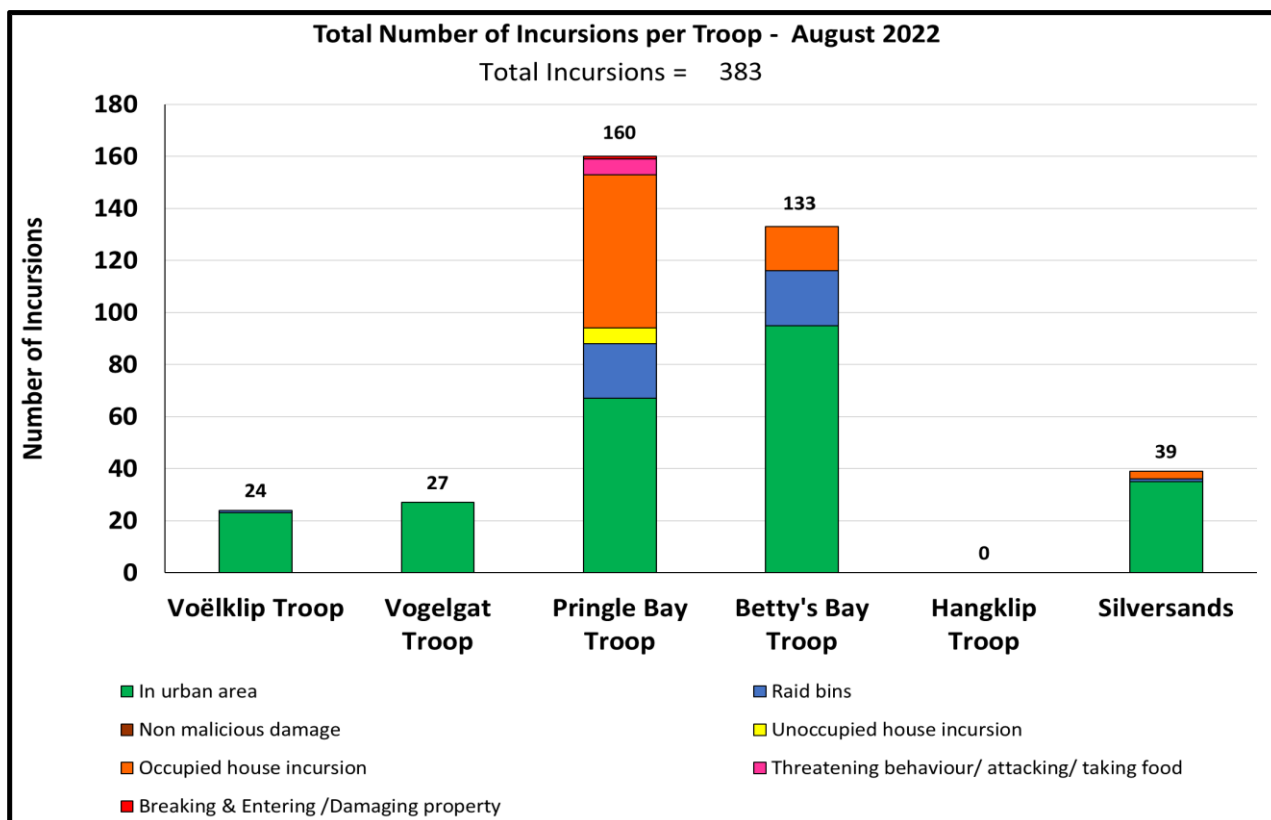


Figure 9.1 Total observed incursions per troop during August 2022. **Note:** Observed incursions are not hotline related, but are incursions observed by HWS Field Staff.

PERCENTAGE TIME OUT OF TOWN

During August, the average time out of town by troops increased from 94.7% in July to 95.7% in August (**Figure 9.2**). Individual time out of town increased marginally, from 93.3% in July to 93.4% in August. These increases were likely due to Betty’s Bay Troop spending less time in the urban area since it moved to Kleinmond for spring. The Pringle Bay Troop continued to live primarily on the fringes of town, although PBF1 and most members of the troop did return to the Buffelstahl Dam catchment area for about a week during the middle of the month.

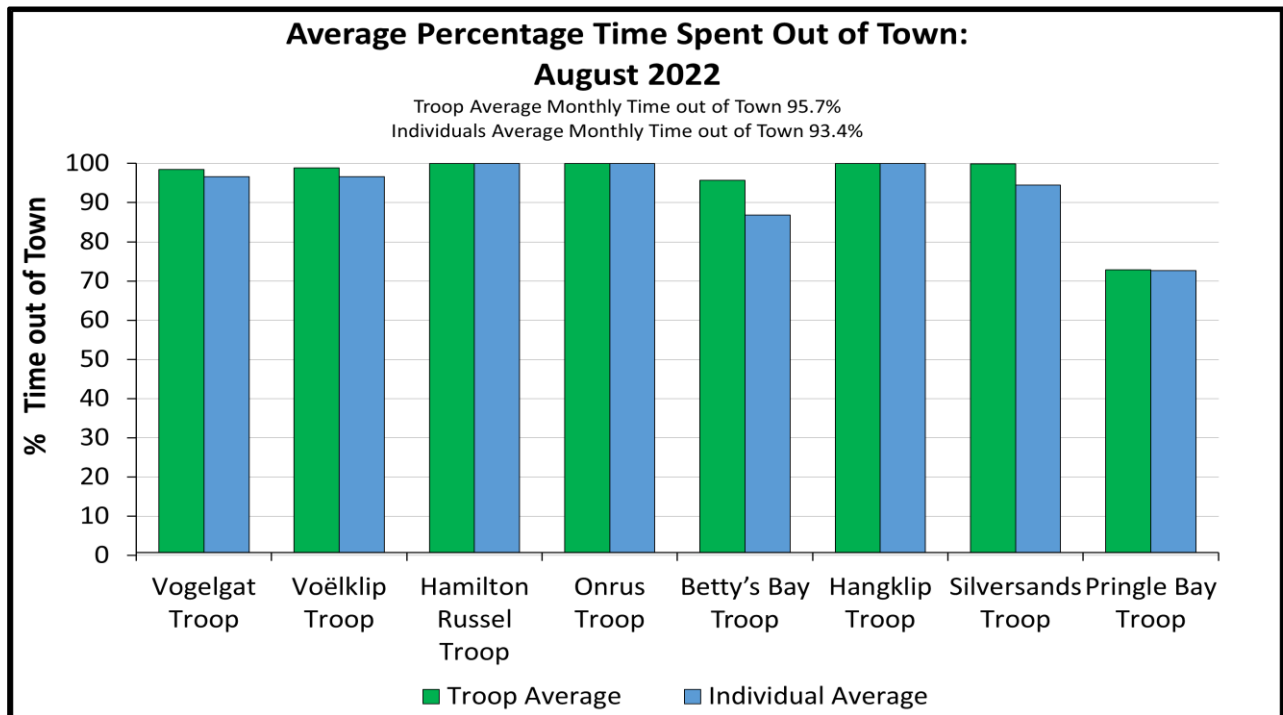


Figure 9.2 Percentage time the managed baboon troops and individuals spent out of town during August 2022.

RECOMMENDATIONS

- Ripening **fruit on fruit trees** in baboon-affected areas should be harvested to remove the attractant for baboons. **This is particularly important now during spring and summer.**
- **Waste and recycling collection should be prioritised** to take place in the early mornings.
- Residents should not put out their waste **the night before** collection day.
- All bins used in baboon effected areas should be **baboon-proof and locked.**
- Additional **baboon awareness** campaigns focused on tourists during holiday seasons would be beneficial.
- Baboon-proof bins are required throughout the western region of the Overstrand. Betty's Bay should be regarded as a high priority area because there are very few baboons proof bins in place. It is stipulated in the Overstrand Waste Management Bylaw that residents must use baboon proof bins in baboon effected areas.
- **Refuse bags** should not be left lying open on the sidewalk and easily available to baboons.
- **Open vegetable gardens** should be baboon proofed.
- Residents are strongly discouraged from feeding wildlife, including birds.
- Residents are encouraged to record and report the feeding of wildlife to the municipality, CapeNature, or to the baboon hotline (072 028 0008).
- All baboon troops which have not been radio collared need to be collared to facilitate management. Regular recordings of baboons at the same residences in town will also indicate sites which are likely feeding baboons. This will be particularly relevant for males in the Silversands Troop.

CONCLUSION

In August both the Voëlklip and the Vogelgat Troops had increased access to the urban area when compared to July. This increase was most marked in the Vogelgat Troop, with individuals from the troop being recorded in the urban area on 17 days during the month. The collaring of VGM3 should be most useful to mitigate this behaviour, because field staff should now be able to anticipate movements of the troop and perform virtual fence interventions before the troop can access town.

In Pringle Bay, the troop has shown a highly elevated level of assertiveness with occupied house incursions being recorded for all age and sex classes in the troop. This unprecedented degree of assertiveness is a highly significant management challenge, and one that has been made worse since the arrival of BTM1 and REM1 in the troop. The threatening behaviour exhibited by BTM1 is very concerning because he showed no reticence towards human presence. It is also very concerning that there are now five adult male baboons in a troop which has only four adult females (PBF6 is a young adult female). This sex ratio is highly skewed in favour of males with 1.25 males per female. The natural sex ratio of chacma baboons is 0.51 (Henzi, Weingrill, & Barrett, 1999) and therefore there should be no more than two males in a troop this size. This severe imbalance has already affected the troop prior to the recent arrivals of BTM1 and REM1. The last two babies to be born in this troop lasted about six weeks and two days respectively (see March & April 2022 monthly reports) before being killed by infanticide. The female PBF5 is now heavily pregnant and with so many males in the troop the infant is not likely to last more than a few days.

The Betty's Bay Troop showed a continued improvement in terms of time spent out of town during August. Despite being recorded in the urban area on 14 days during August, forays into town had a significantly shorter duration than before. The geography surrounding Kleinmond facilitates management efforts because the area has greater foraging potential as well as a greater distance between the urban edge and sleep sites when compared to Betty's Bay. Compared to the last time the troop was in Kleinmond, there has been an increase in the number of incursions made by the Betty's Bay Troop (97 in 2021 versus 133 in 2022). However, this increase was primarily related to an increase in non-assertive incursions, such as being in the urban area. Most notable, is the complete absence of any instances of breaking and entering into houses, a behaviour last recorded in by the Betty's Bay Troop in September 2021.

Two negative interactions between baboons and dogs were recorded during the month, in the Hangklip and Silversands Troops. In Hangklip an unrestrained dog chased and fought with a male from the Hangklip Troop. Fortunately, neither the baboon nor the dog sustained any serious injuries. Nevertheless, this highlights the need to ensure that dog owners in baboon inhabited areas must ensure that their dogs remain on lead when walking in natural areas. Unfortunately, in Silversands a female baboon died as the result of dog bites sustained whilst passing through a garden in the urban area.

REFERENCES

Henzi, SP*, Weingrill, T.** & Barrett, L. (1999). Male behaviour and the evolutionary ecology of chacma baboons. *South African Journal of Science*, 95(5), 240-242.