



© Human Wildlife Solutions

**Human Wildlife Solutions**

**Overstrand**

**Monthly Report**

**March 2022**

## **TABLE OF CONTENTS:**

<b>TABLE OF CONTENTS:</b> .....	<b>2</b>
<b>INTRODUCTION</b> .....	<b>3</b>
<b>OVERSTRAND EAST TROOPS</b> .....	<b>4</b>
1.1 VOËLKLIP TROOP.....	4
1.2 VOGELGAT TROOP .....	6
1.3 ONRUS TROOP .....	6
1.4 HAMILTON RUSSEL TROOP .....	6
1.5 BIRTHS, DEATHS & MIGRATIONS .....	6
<b>OVERSTRAND WEST TROOPS</b> .....	<b>7</b>
1.6 PRINGLE BAY TROOP .....	7
1.7 HANGKLIP TROOP .....	10
1.8 SILVERSANDS TROOP .....	11
1.9 BETTY'S BAY TROOP .....	13
1.10 BIRTHS, DEATHS & MIGRATIONS .....	15
<b>GENERAL COMMENTS – ALL TROOPS</b> .....	<b>15</b>
1.11 POPULATION CHARACTERISTICS .....	15
1.12 HOTLINE DATA .....	16
1.13 RECORDED INCURSIONS .....	17
1.14 PERCENTAGE TIME OUT OF TOWN .....	18
1.15 RECOMMENDATIONS .....	19
<b>CONCLUSION</b> .....	<b>20</b>

## **INTRODUCTION**

This monthly report covers the period from 1 March to 31 March 2022.

The Voëlkliip Troop showed further improvement this month, with no time in town recorded for either the Voëlkliip Troop or individual animals. The troop continued to spend the majority of its time foraging on natural vegetation in the Fernkloof Nature Reserve and on the neighbouring farms. Similarly, the Vogelgat, Onrus and Hamilton-Russell Troops also remained out of town for the whole of March. Elsewhere in the Eastern Overstrand, several reports were received between 28 March and 1 April of a lone adult male baboon in seen in Fisherhaven and Benguela Cove. This was almost certainly a dispersing male looking for a new troop to join. He has not been seen again.

During March, the Pringle Bay Troop used the northern extent of its range intensively, while foraging primarily on the riverine vegetation of the Rooiels River. The troop made two incursions into urban areas during March, once into Rooiels and once into Pringle Bay. Several troop members spent prolonged periods in the Pringle Bay urban area. As in previous months, HKM1 and PBM2 were the most commonly observed baboons in the urban space.

The Hangkliip Troop continued to remain outside of the urban area, foraging in the Hangkliip Conservancy and Brodie Link Reserve. Satellite collar locations show an apparent increase in foraging behaviour near the coastline during March. The Silversands Troop did not enter the urban area during March, however individuals continued to access human derived food in the urban area. On 15 March an older male of the troop, a frequent visitor to the urban area, was involved in a fatal altercation with a dog. The baboon sustained serious internal and external injuries and was therefore euthanized for humane reasons.

In Betty's Bay the number of incursions decreased marginally when compared to February, however both the troop and individuals spent a greater amount of time in the urban area during March. As with last month the vast majority of all recorded incursions originated in Betty's Bay and Pringle Bay (93.6%). In both the Betty's Bay and Pringle Bay Troops, two sub-adult males (BBM4 and PBM2) were disproportionately responsible for assertive incursions, accounting for 41% and 83% of assertive incursions by their troops respectively.

## OVERSTRAND EAST TROOPS

### 1.1 VOËLKLIP TROOP

#### 1.1.1 IN TOWN STATISTICS

- Troop time out of town remained at 100% this month.
- Time out of town for individuals increased from 99.7% in February to 100% in March.

	% Out of Town	% Up or Down from Previous Month	Days Entered	Total Time in Town	Avg Time in Town per day	Max Daily Time in Town	Min Daily Time in Town
<b>Troop</b>	100.0	0.0	0	0:00	00:00	00:00	00:00
<b>Individuals</b>	100.0	0.3	0	0:00	00:00	00:00	00:00

**Table 2.1:** In Town Statistics for the Voëlklip Troop for March 2022. Time is expressed in hours and minutes. Average daylength in March was 12 hours and 17 minutes.

#### 1.1.2 NOTEWORTHY INCIDENTS

##### 1.1.2.1 HERMANUS HEIGHTS & GOLF COURSE

- No incursions by the Voëlklip Troop were recorded in Hermanus Heights during March.
- One hotline call was recorded on Selkirk Street. The resident informed HWS that the baboons slept on the cliffs above town on the night of 12 March.

HWS: TROOP MONTHLY REPORT																																	
SECTOR		CLASSES OF BEHAVIOUR																															
OVERSTRAND		1	2	3	4	5	6	7	8	9	10	11	12	13	14	15	16	17	18	19	20	21	22	23	24	25	26	27	28	29	30	31	TOTAL
BABOON TROOP: Voëlklip		1	2	3	4	5	6	7	8	9	10	11	12	13	14	15	16	17	18	19	20	21	22	23	24	25	26	27	28	29	30	31	TOTAL
MONTH: March		1	2	3	4	5	6	7	8	9	10	11	12	13	14	15	16	17	18	19	20	21	22	23	24	25	26	27	28	29	30	31	TOTAL
YEAR: 2022		1	2	3	4	5	6	7	8	9	10	11	12	13	14	15	16	17	18	19	20	21	22	23	24	25	26	27	28	29	30	31	TOTAL
BABOON ID	Sex	1	2	3	4	5	6	7	8	9	10	11	12	13	14	15	16	17	18	19	20	21	22	23	24	25	26	27	28	29	30	31	TOTAL
Troop																																	
VGM1 BLUE TAG	M																																
UNKM1	M																																
VKF4 YELLOW TAG	F																																
VKF5 RED TAG	F																																
VKF1 GREEN TAG	F																																
VKF6 ORANGE TAG	F																																
UnID Male	M																																
UnID Males	M																																
UnID Females	F																																
UnID Female	F																																
UnID Individuals																																	
UnID Juveniles																																	
	%																																
Troop	0.0																																0.00
Individuals	0.0																																0.00
Roost:	AM	5	4	7	4	4	4	4	2	2	3	4	2	2	18	2	2	4	18	2	3	2	3	4	23	23	5	22	4	4	3	5	4
Roost:	PM	4	7	4	4	4	4	2	2	3	4	2	2	18	2	2	4	18	2	3	2	3	4	23	23	5	22	4	4	3	5	4	
Roost Sites		1	2	3	4	5	6	7	8	9	10	11	12	13	14	15	16	17	18	19	20	21	22	23	24	25	26	27	28	29	30	31	
		1	2	3	4	5	6	7	8	9	10	11	12	13	14	15	16	17	18	19	20	21	22	23	24	25	26	27	28	29	30	31	
		1	2	3	4	5	6	7	8	9	10	11	12	13	14	15	16	17	18	19	20	21	22	23	24	25	26	27	28	29	30	31	
		1	2	3	4	5	6	7	8	9	10	11	12	13	14	15	16	17	18	19	20	21	22	23	24	25	26	27	28	29	30	31	
		1	2	3	4	5	6	7	8	9	10	11	12	13	14	15	16	17	18	19	20	21	22	23	24	25	26	27	28	29	30	31	
		1	2	3	4	5	6	7	8	9	10	11	12	13	14	15	16	17	18	19	20	21	22	23	24	25	26	27	28	29	30	31	
		1	2	3	4	5	6	7	8	9	10	11	12	13	14	15	16	17	18	19	20	21	22	23	24	25	26	27	28	29	30	31	
ID Features of Baboons																																	
General remarks																																	

**Figure 2.2:** The Voëlklip Troop incident sheet for March 2022.

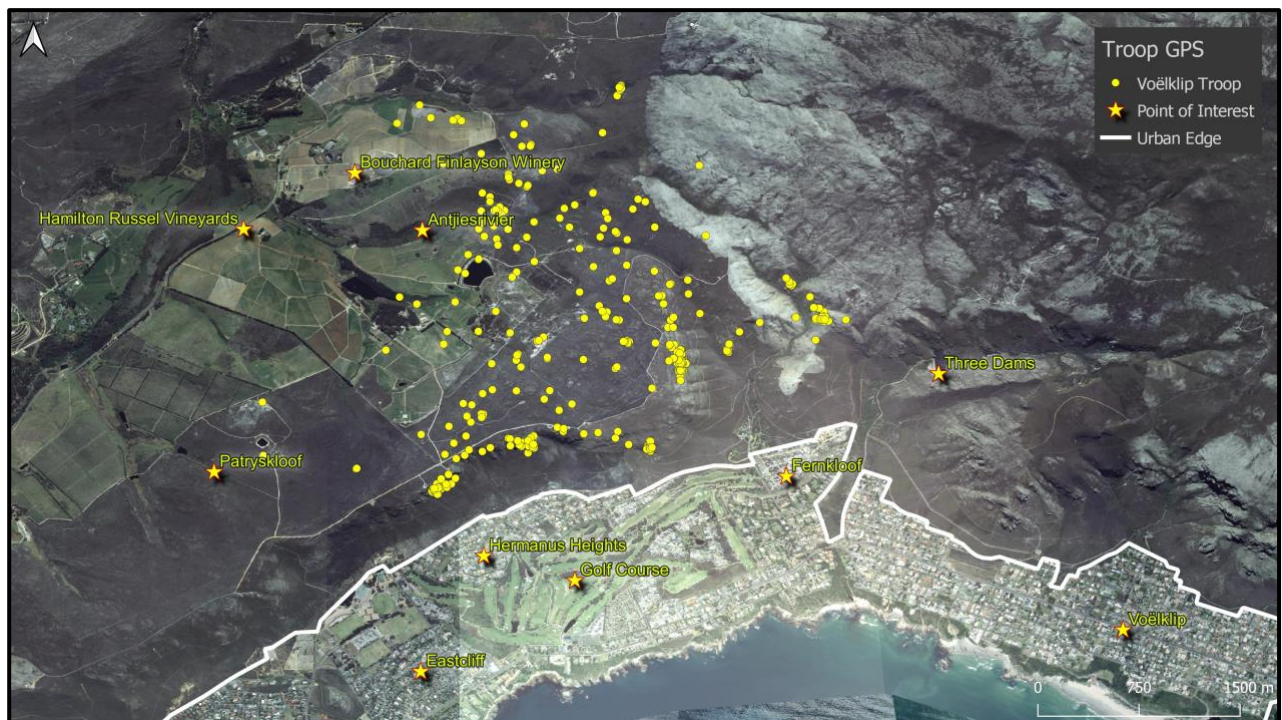


### 1.1.2.2 VOËLKLIP & FERNKLOOF

- On 23 March HWS field staff observed a dog chasing members of the Voëlklip Troop near Fernkloof Farm and the border of Fernkloof Nature Reserve. The dog did not exhibit aggressive behaviour towards the troop (no barking or growling), But troop members would chase the dog when it got too close. The owner contacted HWS field staff and requested help to retrieve the animal. Upon recovery of the dog, a brief visual assessment revealed two superficial lacerations on the left lower back of the dog.

### 1.1.2.3 GENERAL

- The Voëlklip Troop engaged in an antagonistic interaction with an unknown troop on 6 March, South East of the Hamilton-Russel Vineyards. No injuries or serious fights observed.
- A second interaction was observed between the Voëlklip Troop and an unknown troop on 9 March, north of Hamilton-Russel Vineyards. The close proximity of both troops manifested in displacement behaviour within the Voëlklip Troop, leading to several adult individuals to chase other troop members. The unknown troop remained on a ridge north of Fernhill Farm houses whilst the Voëlklip Troop moved in a southerly direction.
- VKF7 was observed carrying a new infant on 9 March. The infant looked several days old at the time of observation.
- On 14 March a report was received of an attempted raid by an unidentified individual at the Hemel-en-Aarde Valley Pre-School. No baboon was found after a search was conducted by HWS Field staff.



**Figure 2.1:** Map showing the GPS locations of VKF7 in the Voëlklip Troop during March 2022.

## 1.2 VOGELGAT TROOP

### 1.2.1 IN TOWN STATISTICS

- February is the 19th consecutive month the troop has remained 100% out of town.
- Time out of town for individuals remained at 100% for the seventh consecutive month.

### 1.2.2 NOTEWORTHY INCIDENTS

- Individuals from the Vogelgat Troop continued to enter the properties along the R43. However, no non-urban house incursions were recorded.
- One hotline call received from 313 2<sup>nd</sup> Street on 8 March reporting an individual in the house. When HWS Field staff arrived, the baboon had moved from the property and was not found.
- A wild troop east of the Vogelgat Troop was observed on seven occasions during March. Its estimated troop size is ~ 26 members based on two counts. The wild troop was observed interacting once with the Vogelgat Troop on 29 March with a solitary male moving back and forth between the two troops.
- The wild troop was observed at Hermanus Yacht Club on 4 March.
- Three motor vehicle collisions were recorded during March, one of which resulted in the death of a juvenile. All three incidents involved members of unmanaged troops.

### 1.2.3 VIRTUAL FENCE

- Use of the virtual fence was not required this month as the troop did not approach the urban space.

## 1.3 ONRUS TROOP

- The Onrus Troop was not observed on a single occasion during February however one hotline call was received informing HWS that baboons were seen on the mountain north of Onrus.

## 1.4 HAMILTON RUSSEL TROOP

- An unidentified troop that was observed on three occasions during March.
- On 8 March a troop was observed on the cliffs above Erica Close, Hermanus Heights; on 22 March near the Hamilton-Russel gate; and on 28 March on Mountain Rose Farm.
- Due to the lack of a collar or highly identifiable individuals it is difficult to determine an exact identity of the troop, however given the locations above it is likely that they are observations of the Hamilton-Russel Troop.
- Five hotline calls were received regarding the Hamilton-Russel Troop, however, none of them involved urban raiding behaviour.

## 1.5 BIRTHS, DEATHS & MIGRATIONS

- One birth was recorded in Voëlklip Troop. VKF7 was observed carrying an infant on 9 March.
- One death was recorded during March. A juvenile baboon belonging to an unmanaged troop, with a home range on the eastern boundary of the Vogelgat Troop's home range, suffered extensive injuries as the result of a motor vehicle collision. The juvenile was taken to local veterinary clinic, where humane euthanasia was recommended.

## OVERSTRAND WEST TROOPS

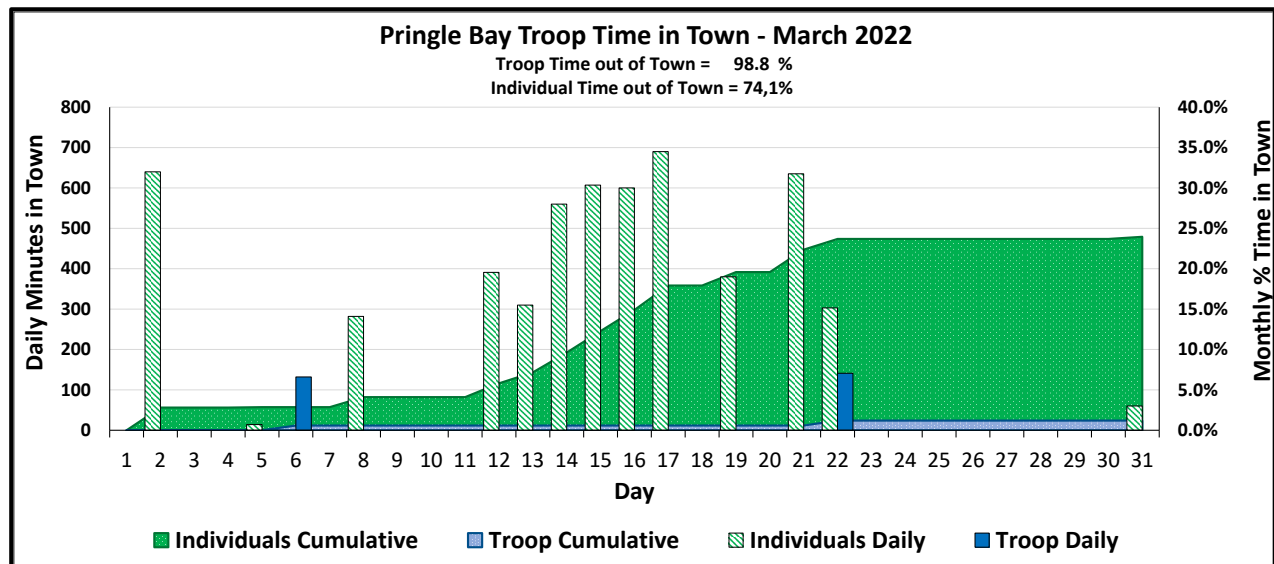
### 1.6 PRINGLE BAY TROOP

#### 1.6.1 IN TOWN STATISTICS

- Pringle Bay Troop spent 98.8% of its time out of town this month, an decrease of 1,2% from 100% during February.
- Time out of town by Pringle Bay Troop individuals decreased 75,1% to 71.4%.

	% Out of Town	% Up or Down from Previous Month	Days Entered	Total Time in Town	Avg Time in Town per day	Max Daily Time in Town	Min Daily Time in Town
<b>Troop</b>	98.8	-1.2	2	4:33	2:16	2:21	2:12
<b>Individuals</b>	71.4	-3.7	20	108:48	5:26	11:30	0:14

**Table 3.1:** In Town Statistics for the Pringle Bay Troop for February 2022. Time is expressed in hours and minutes. Average daylength in March was 12 hours and 17 minutes.



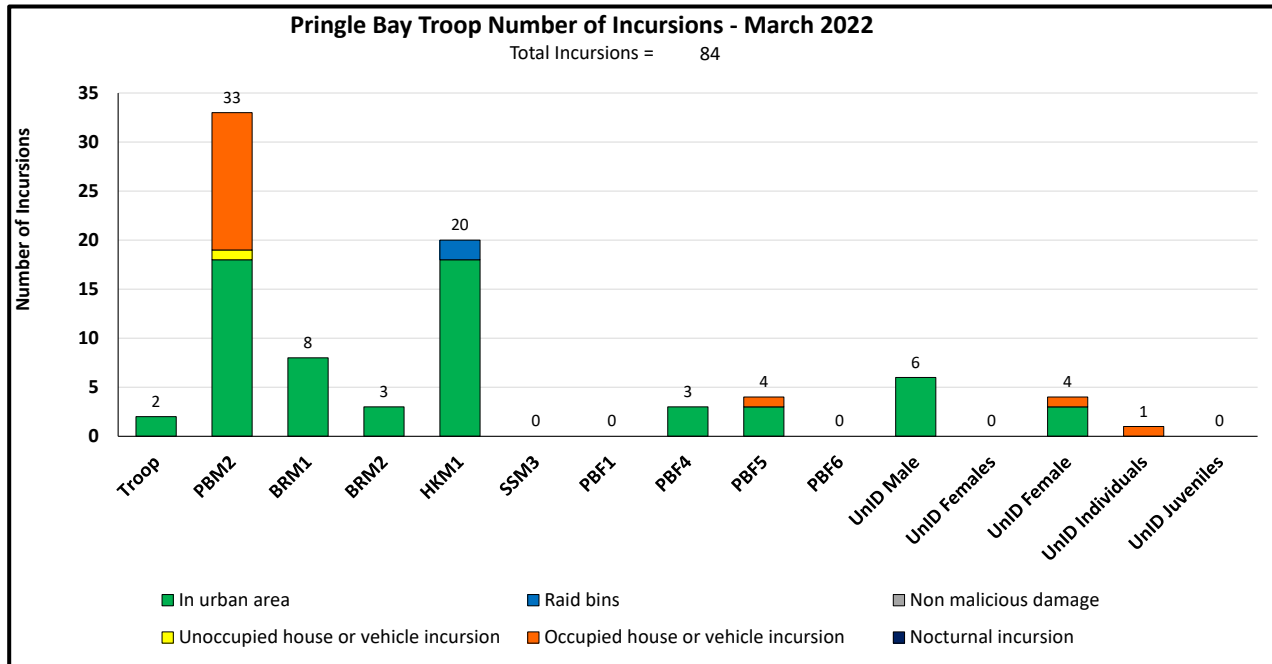
**Figure 3.1:** Troop and individual daily (bars) and monthly (area) Time in Town by the Pringle Bay Troop during March 2022.

### 1.6.2 NOTEWORTHY INCIDENTS

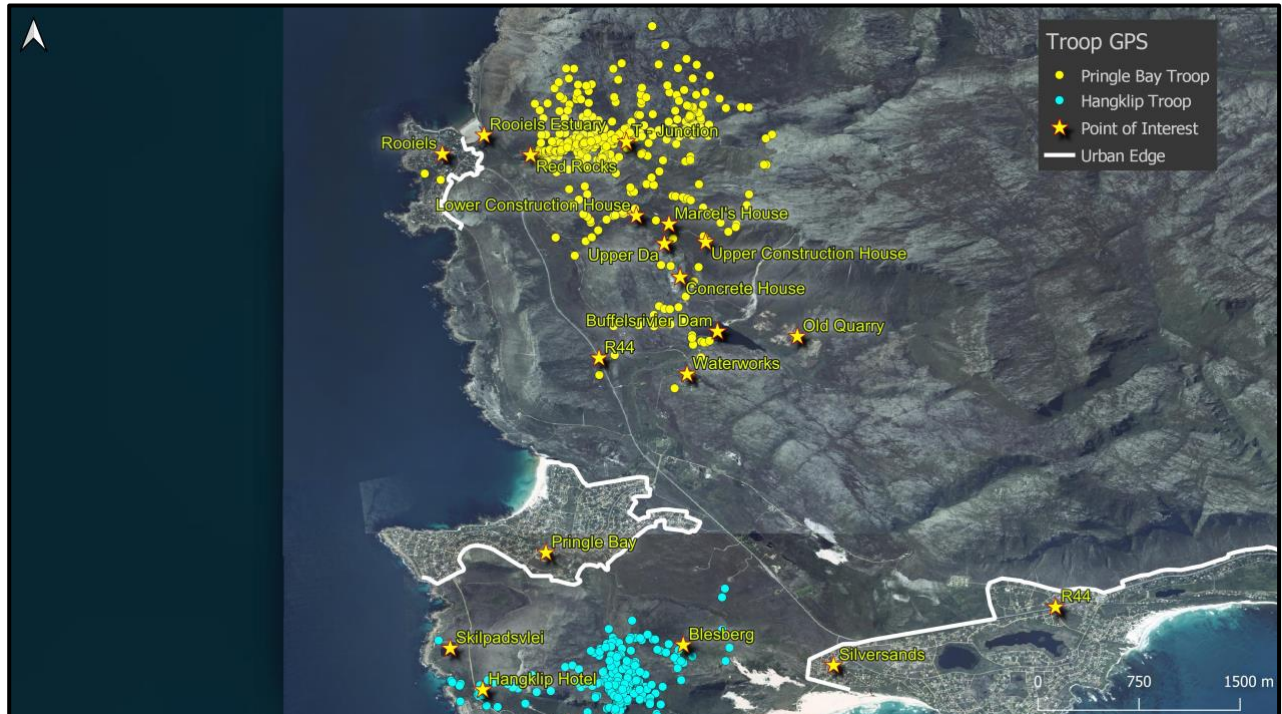
- The troop made two incursions into the urban area during March. One incursion was into Rooiels Village on 6 March whilst the other incursion was into the Pringle Bay urban area on 22 March.
- PBF1 was observed carrying her deceased infant on 15 March. The death of the infant was presumed to be infanticide.
- The troop continued to extensively utilise the northern portion of their home range over March (Figure 3.4).
- The number of incursions committed by PBM2 increased during March, from 29 to 33. As with last month, PBM2 was responsible for 14 occupied house incursions March. He also spent a prolonged period of the month living in the urban area, from 8 March to 22 March. Additionally PBM2 raided an occupied house in Rooiels Village, and spent 27 minutes in Rooiels.
- HKM1 continued to reside almost exclusively within Pringle Bay and the urban boundary. During March he was observed raiding unsecured bins on two occasions.
- An unidentified lone male was observed in the urban area on six days during March. The natal troop of this individual is unknown, however the most likely source is the Hangklip Troop because previous observations had recorded a large number of adult and sub-adult male present in that troop. It is highly likely that this is the same male that was observed associating with PBM2 and HKM1 during February.
- BRM1 and BRM2 also spent several days in the urban area during March. BRM1 was observed in Pringle Bay from 14 to 22 March, whilst BRM2 was observed in Pringle bay from 19 to 22 March. Neither of these males were observed engaging in assertive raiding behaviour.

SECTOR								CLASSES OF BEHAVIOUR																																
OVERSTRAND								1	In urban area							4	Attacking pets							7	Threatening behaviour/ attacking/ stealing food															
BABOON TROOP:				PRINGLE BAY				2	Raid bins							5	Unoccupied house or vehicle incursion							8	Breaking &Entering/Damaging property															
MONTH: March				YEAR: 2022				3	Non malicious damage							6	Occupied house or vehicle incursion							9	Nocturnal incursion															
BABOON ID	Sex	1	2	3	4	5	6	7	8	9	10	11	12	13	14	15	16	17	18	19	20	21	22	23	24	25	26	27	28	29	30	31	TOTAL							
Troop							1																1										2							
BRM1	M														1	1	1	1	1	1	1	1										8								
PBM2	M	1	1	1,6		1				1	1,6	1	1	1,6,6	1,6,6	1,6	1,6	1,6,6,6	1,6,5	1,6	1	1											33							
BRM2	M																				1	1	1									3								
HKM1	M	1	1	1						1	1	1	1	1	1		1	1,2,2	1	1	1	1	1								1	20								
PBF1	F																															0								
PBF4	F																			1		1	1									3								
PBF5	F																			1,6		1	1									4								
PBF6	F																															0								
UnID Male				1	1													1	1	1												6								
UnID Females																		1	1	1												0								
UnID Female																																4								
UnID Individuals							1											1	1	1												1								
UnID Juveniles																																84								
	%	TIME SPENT IN TOWN (Minutes)																														HRS								
Troop	1.2																															141	4.55							
Individuals	25.9	*	640	*		14	*		282	*	*	*	391	310	560	607	07h49	690	484	380	572	635	303								60	98.80								
Roost:	AM	30	22	22	22	22	28	19	22	19	19	28	28	22	22	22	19	22	22	30	19	9	12	14	14	28	18	28	30	28	22	22	28	28						
Roost:	PM	22	22	22	22	28	19	22	19	19	28	28	22	22	22	19	22	22	30	19	9	12	14	18	28	7	28	30	28	22	22	28	22							
Roost Sites		1	Professor																														3	Axel Kop	4	Pringle Peak	5	Lemoenkop		
		6	Panel Beaters																														7	Valley	8	Stink Kop	9	Waldos Farm SS1	10	Waldos Farm SS2
		11	Pieter's																														12	Boulders	13	Buffels Dam 1	15	Buffels Dam 3		
		16	Panel Beaters																														17	Concrete House	18	Gullies	19	Rooiels 1	20	River Ridge
		21	Mountain Top																														22	Rooiels 2	23	Quarry SS	24	Groot Sloop SS	25	Waterworks
		26	Pringle Bay Urban Area																														27	Rooiels Estuary	28	Upper Rooiels River	29	Rooielsberg	30	Rooiels Spire
		31																																						
ID Features of Baboons																																								
General remarks		Please note that the numbers in red indicate non-urban raids or incursions. * indicates individuals were seen in town but were not seen entering and/or leaving. These data were therefore estimated.																																						





**Figure 3.3:** Number of incursions for the Pringle Bay Troop and individuals during March 2022.



**Figure 3.4:** Map showing the GPS locations of PBF1 in the Pringle Bay Troop (yellow) and HKM3 in the Hangklip Troop (cyan) during March 2022.

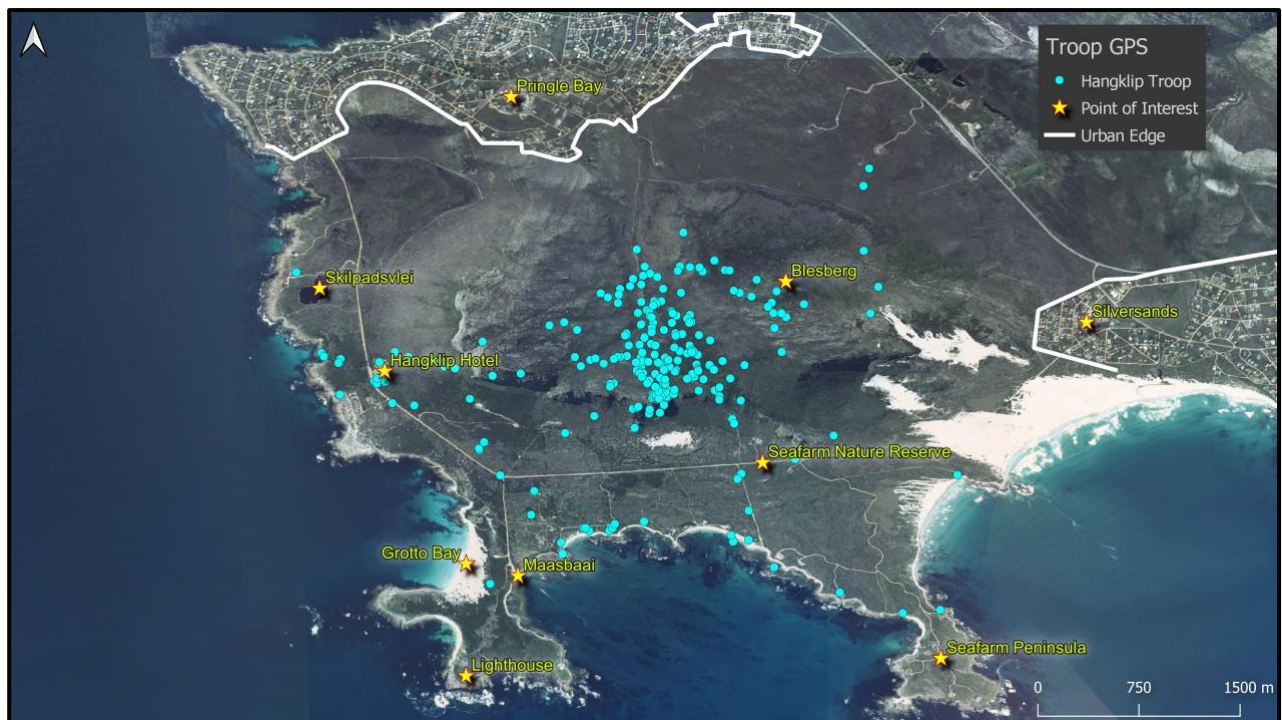
## 1.7 HANGKLIP TROOP

### 1.7.1 IN TOWN STATISTICS

- March was the sixth consecutive month that no time in town was recorded for the Hangklip Troop or individuals.

### 1.7.2 NOTEWORTHY INCIDENTS

- HKM1 continued to remain in the Pringle Bay area during March. He spent the majority of his time in the urban area and regularly associates with Pringle Bay Troop members. Although he dispersed from the Hangklip Troop many months ago, he has still not been accepted into the Pringle Bay Troop yet.
- The Hangklip Troop utilised its natural home range between Pringle Bay Village and Sea Farm Private Nature reserve. The troop continued to utilise the southern portion of the Hangklip Trail extensively during March and also increased its utilisation of the coastal habitat (**Figure 3.4**).



**Figure 3.4:** GPS locations of HKM3 in the Hangklip Troop as determined by the GPS collar during March 2022.

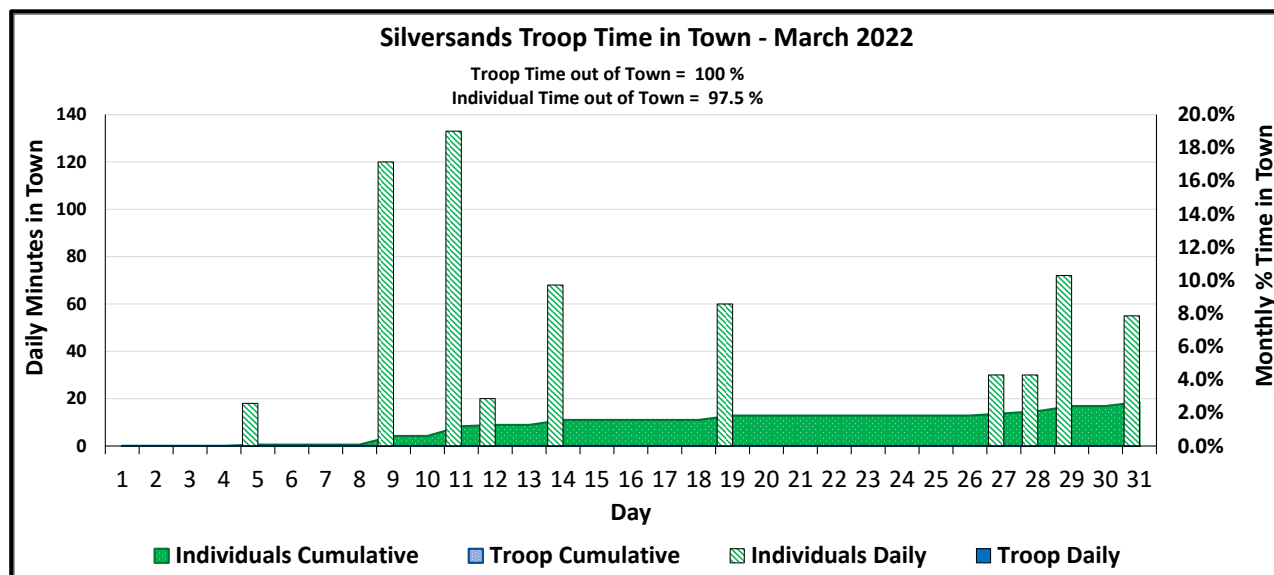
## 1.8 SILVERSANDS TROOP

### 1.8.1 IN TOWN STATISTICS

- The troop spent 100% of its time out of town this month.
- Time out of town by individuals decreased from 98.1 in February to 97.5 during March.

	% Out of Town	% Up or Down from Previous Month	Days Entered	Total Time in Town	Avg Time in Town per day	Max Daily Time in Town	Min Daily Time in Town
<b>Troop</b>	100.0	0.1	0	0:00	00:00	00:00	00:00
<b>Individuals</b>	97.5	-0.6	10	10:06	1:00	02:13	00:18

**Table 3.2:** In Town Statistics for the Silversands Troop for March 2022. Time is expressed in hours and minutes. Average daylength in March was 12 hours and 17 minutes.



**Figure 3.5:** Troop and individual daily (bars) and monthly (area) Time in Town by the Silversands Troop during March 2022.

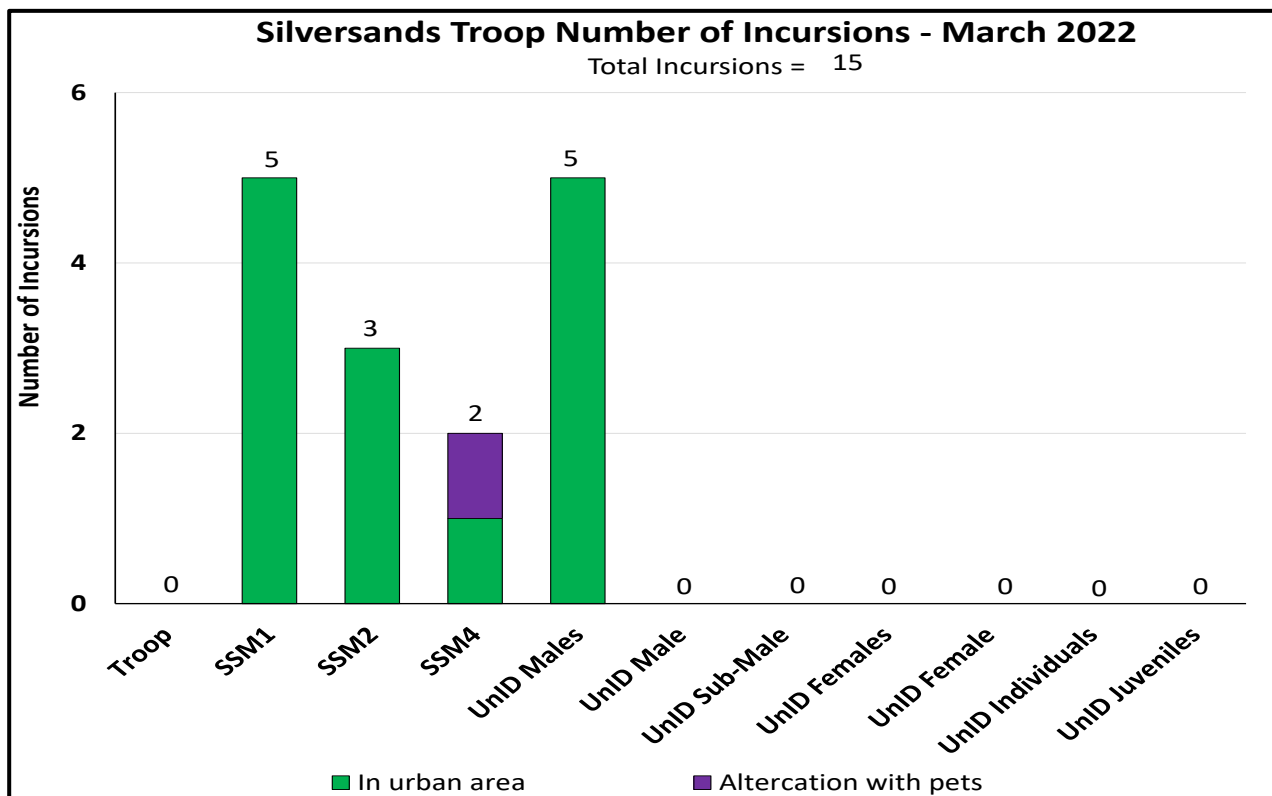
### 1.8.2 NOTEWORTHY INCIDENTS

- Individuals from the Silversands Troop were observed in the urban area on ten days this month, decreasing from 12 occasions during February. Individuals did however spend more time in town during these incursions.
- The Silversands Troop was observed utilizing the natural areas between Brodie Link Nature Reserve and Sea Farm Private Nature Reserve.

- On 11 March at 12h50 HWS received a report of baboon that suffered an attack by a dog in Lakeside Drive, Silversands. The male baboon had apparently jumped into the back-garden of a residence in Lakeside Drive where the altercation began. The baboon escaped from the back-garden but was followed by the dog into the vegetation across the street. The owner of the dog (a Pitbull terrier) seemed unable to control him. A veterinary surgeon was urgently called to assess the baboon. After sedating the animal, the assessment determined that the baboon had sustained serious injuries to both shoulders and the right hind limb. Furthermore, the baboon's condition was classified as underweight and elderly, with missing canines from both the upper and lower tooth rows. Due to the extent of the injuries, the baboon was subsequently euthanised. An autopsy revealed that the baboon had 47 shotgun and pelletgun pellets in its body.

HWS: TROOP MONTHLY REPORT																																		
SECTOR							CLASSES OF BEHAVIOUR																											
OVERSTRAND							1	In urban area							4	Attacking pets							7	Threatening behaviour/ attacking/ stealing food										
BABOON TROOP: Silversands							2	Raid bins							5	Unoccupied house or vehicle incursion							8	Breaking &Entering/Damaging property										
MONTH: March YEAR: 2022							3	Non malicious damage							6	Occupied house or vehicle incursion							9	Nocturnal incursion										
BABOON ID	Sex	1	2	3	4	5	6	7	8	9	10	11	12	13	14	15	16	17	18	19	20	21	22	23	24	25	26	27	28	29	30	31	TOTAL	
Troop																																		
SSM1 (short tail)										1																			1				5	
SSM2										1					1													1	1	1		1	3	
UnID Males						1,1						4																					7	
UnID Male																																		
UnID Sub-Male																																		
UnID Females																																		
UnID Female																																		
UnID Individuals																																	1	
UnID Juveniles																																		
	%	TIME SPENT IN TOWN (Minutes)																													HRS			
Troop	0.0																															0.00		
Individuals	2.5					18				120		133	20		68					60								30	30	72		55	9.18	
Roost:	AM	?	?	?	?	?	?	?	?	?	?	?	?	?	?	?	?	?	?	?	?	?	?	?	?	?	?	?	?	?	?	?		
Roost:	PM	?	?	?	?	?	?	?	?	?	?	?	?	?	?	?	?	?	?	?	?	?	?	?	?	?	?	?	?	?	?	?		
Roost Sites						?	Unknown							2					3				4					5						
						6							7					8				9						10						
						11							12					13				14						15						
						16							17					18				19						20						
						21							22					23				24						25						
						26							27					28																
ID Features of Baboons																																		
General remarks						Please note that numbers in red indicate non-urban raids or incursions. * indicates individuals were seen in town but were not seen entering and/or leaving. These data were therefore estimated.																												

**Figure 3.6:** The Silversands Troop incident sheet for March 2022. The asterisk allocated to individual time in town indicates that those individuals were seen entering town but were not seen leaving. These data were therefore estimated.



**Figure 3.7:** Number of incursions by the Silversands Troop and individuals during March 2022.

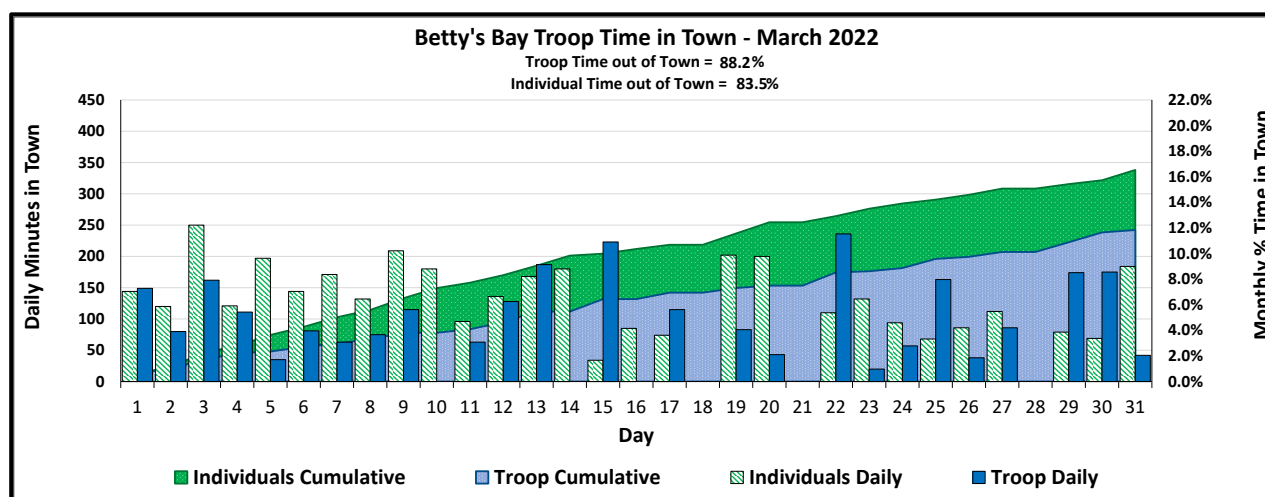
## 1.9 BETTY'S BAY TROOP

### 1.9.1 IN TOWN STATISTICS

- Troop time out of town declined from 90.3% to 88.2% this month.
- Individual baboons time out of town also decreased to 83.5% compared to 84.4% during February.

	% Out of Town	% Up or Down from Previous Month	Days Entered	Total Time in Town	Avg Time in Town	Max Daily Time in Town	Min Daily Time in Town
<b>Troop</b>	88,2	-2,1	25	45:04	1:48	3:56	0:20
<b>Individuals</b>	83,5	-0,9	28	62:57	2:14	4:10	0:34

**Table 3.3:** In Town Statistics for the Betty's Bay Troop for March 2022. Time is expressed in hours and minutes. Average daylength in March was 12 hours and 17 minutes.



**Figure 3.8:** Troop and individual daily (bars) and monthly (area) Time in Town by the Betty's Bay Troop during March 2022.

### 1.9.2 NOTEWORTHY INCIDENTS

- The total number of recorded incursions decreased marginally, from 138 in February to 136 in March.
- A total of 56 incursions were recorded for BBM2 and BBM4, with these individuals participating in 27, and 29 incursions respectively.
- Whilst the number of incursions decreased slightly during March, the number of occupied house incursions doubled from eight to 16. The majority of these incursions were made by BBM4 ( $n = 5$ ) and female baboons ( $n = 6$ ).
- There were seven bin raids recorded during March. Field staff noted that several restaurants in the Village Centre lacked lockable bins. One restaurant's bins were raided twice.
- As noted in previous reports, fruiting trees continued to undermine efforts to exclude baboons from the urban area, because baboons returned repeatedly to forage at known trees.
- BBM4 charged at HWS staff on one occasion during March.



- On 15 March a juvenile was fatally wounded in a collision with a motor vehicle at the western junction of Cliff Road and Clarence Drive. HWS Field staff were present on the road flagging down traffic as the troop was crossing Clarence Drive in a northerly direction. A vehicle ignored the flags and subsequently struck a juvenile that was running after its mother. The mother carried the fatally injured juvenile for several hours before a veterinarian was able to sedate the female and then assess the juvenile. The seriously injured juvenile was euthanised and removed from the female.

HWS: TROOP MONTHLY REPORT																																							
SECTOR						CLASSES OF BEHAVIOUR																																	
OVERSTRAND						1	In urban area							4	Altercation with pets							7	Threatening behaviour/ attacking/ stealing food																
BABOON TROOP:				BETTY'S BAY		2	Raid bins							5	Unoccupied house or vehicle incursion							8	Breaking &Entering/Damaging property																
MONTH: March				YEAR: 2022		3	Non malicious damage							6	Occupied house or vehicle incursion							9	Nocturnal incursion																
BABOON ID	Sex	1	2	3	4	5	6	7	8	9	10	11	12	13	14	15	16	17	18	19	20	21	22	23	24	25	26	27	28	29	30	31	TOTAL						
Troop		1	1	1	1	1	1	1	1	1	1	1	1	1	1	1	1	1	1	1	1	1	1	1	1	1	1	1	1	1	1	1	25						
BBM2	M	2	1	1	1	1	1	1	1	1	1	1	6	1	1	1	1	1	1	1	1	1	1	1	1	1	1	1	1	1	6	1	27						
BBM4 (sub-adult)	M	1	1	1	1	7	6	1	1	6	6	1	1	7	1	1	1	1	1	1	1	1	1	1	7,5	1	6	1	6	1	1	2,2	29						
BBF1	F																	7				6										3							
BBF2	F																						1																
Unid Male	M									6																							1						
Unid Females	F			6	1	1	1	1	1	1			1					1								1	7				1	2	12						
Unid Female	F	1	1	1	1		5					1					6	6					1		1	1	1	1		1	6	6	15						
Unid Individuals		1	1							1	1	1		1	1	1	6						2								1	6	12						
Unid Juveniles		1	1	1	1		1	1					1		5						1			1		1						2	12						
	%	TIME SPENT IN TOWN (Minutes)																													HRS								
Troop		11,8	149	80	162	111	35	81	63	75	115		63	128	187		223		115		83	43		236	20	57	163	38	86		174	175	42	44,37					
Individuals		16,5	144	120	250	121	197	144	171	132	209	180	96	136	168	180	34	85	74		202	200		110	132	94	68	86	112		79	69	184	59,88					
Roost:	AM	12	15	6	7	2	2	1	17	2	1	1	1	1	15	2	1	1	1	13	18	5	5	18	13	12	18	10	12	18	2	1	17						
Roost:	PM	15	6	7	13	1	1	17	2	12	2	1	1	1	15	2	1	1	2	18	5	5	18	13	12	2	10	1	2	18	1	17	17						
Roost Sites		1 Disa Kloof										2 Leopard Kloof										3 Leopard Kloof Lower										4 Leopard Kloof Upper				5 Sunny Seas			
		6 Sunny Seas West										7 Sunny Seas East										8 Bass Lake										9 Bass Lake West				10 Bass Lake East			
		11 Jocks Bay										12 Zigzag										13 Church										14 Kleinmond Lookout				15 Kogje			
		16 Caltex										17 Waterfall										18 Unknown										19 Harold Porter Gardens				20 Palmeit			
		21 Kasteel Kop										22 Pimples										23 Isaacs River Kloof										24 Jean's Hill				25 Heuningklip			
		26 Sandown Peak										27 Three Sisters										28																	
ID Features of Baboons																																							
General remarks		Please note that numbers in red indicate non-urban raids or incursions.																																					

Figure 3.9: The Betty's Bay Troop incident sheet for March 2022.

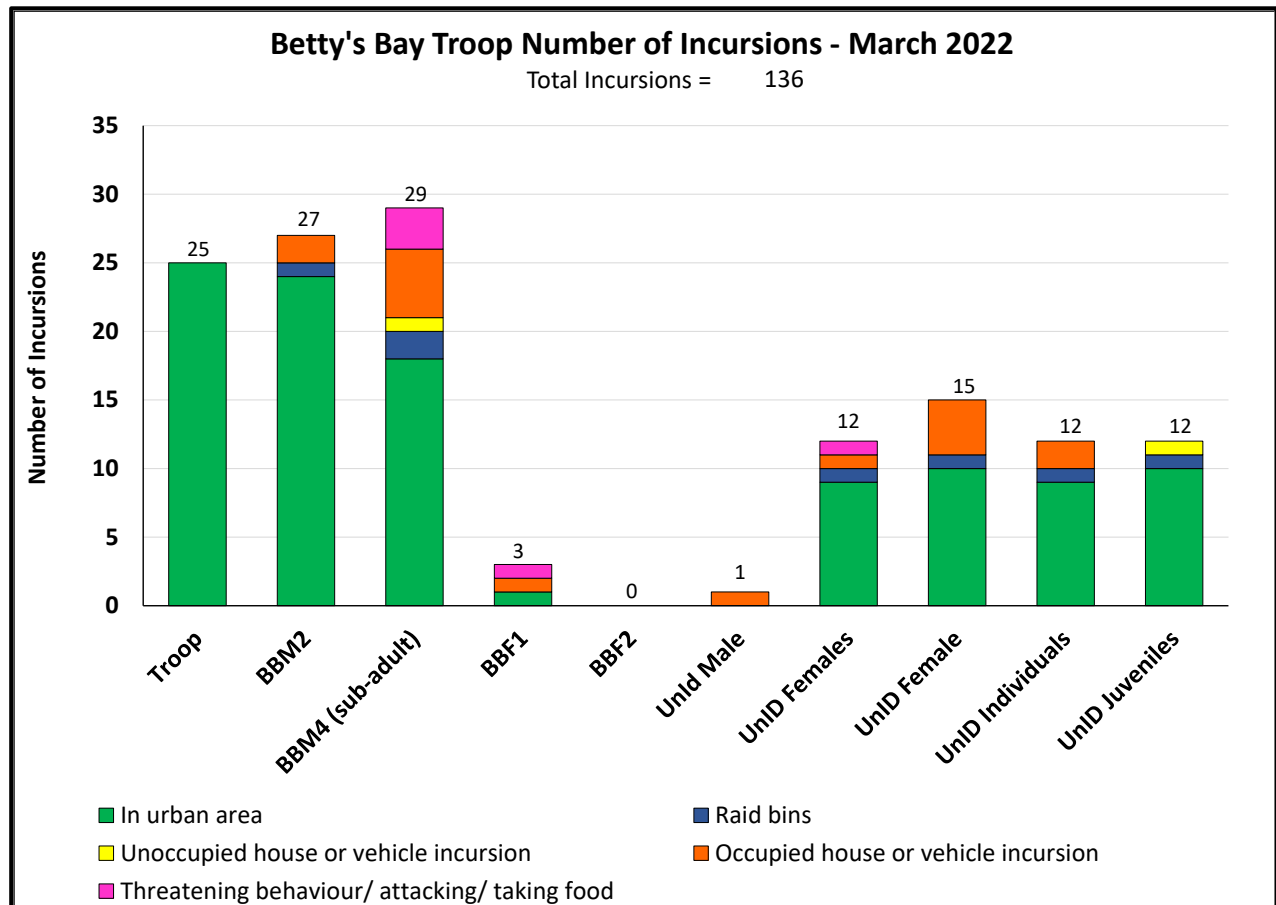


Figure 3.10: Number of incursions by the Betty's Bay Troop and individuals during March 2022.

## 1.10 BIRTHS, DEATHS & MIGRATIONS

- No births were recorded in the western Overstrand during March.
- Three deaths were recorded this month; one in Silversands, one in Betty's Bay, and one in Pringle Bay. Two deaths were directly human induced (HID) (dog attack and motor vehicle collision), with the remaining death a suspected infanticide (Pringle Bay Troop).
- No new migrations were recorded during March.

## GENERAL COMMENTS – ALL TROOPS

### 1.11 POPULATION CHARACTERISTICS

Three deaths were recorded in managed troops during March 2022, with one death recorded for an unmanaged troop east of Vogelgat. Three of the recorded deaths were directly human induced. Two juvenile baboons were killed in motor vehicle accidents. One was in Betty's Bay opposite the Harold Porter Gardens, and the other was near the Yacht Club on the R43 to the east of Vogelgat Nature Reserve. The baboon belonged to an unmanaged troop that lives to the east of the Vogelgat Troop. The third HID was in Silversands, where an old adult male baboon was mortally wounded by a Pitbull terrier. One birth was recorded in the Voëlklip Troop on 9 March. The infant belongs to VKF7 and was estimated to already be several days old.

Troop	October	June	June	March 2022			Total observed Births (1 July 2021 to 28 March 2022)	Total observed Deaths (1 July 2021 to 28 March 2022)	Total observed Migrations (1 July 2021 to 28 March 2022)
	2019	2020	2021	Births	Deaths	Emigration / Immigration			
Voëlklip	29	29	27	1	0	0	6	0	-1
Vogelgat	N/A	22*	29	0	0	0	1	2	0
Onrus	N/A	N/A	25*	0	0	0	0	1	0
Hamilton Russel	N/A	N/A	21**	0	0	0	0	1	0
Pringle Bay	16	16	17	0	1	0	1	5	+1
Betty's Bay	N/A	19	20	0	1	0	6	3	0
Hangklip	N/A	N/A	30	0	0	0	0	1	-1
Silversands	N/A	N/A	43	0	1	0	0	1	-1
<b>Total</b>	<b>45</b>	<b>64</b>	<b>166</b>	<b>1</b>	<b>3</b>	<b>0</b>	<b>14</b>	<b>14</b>	<b>-2</b>

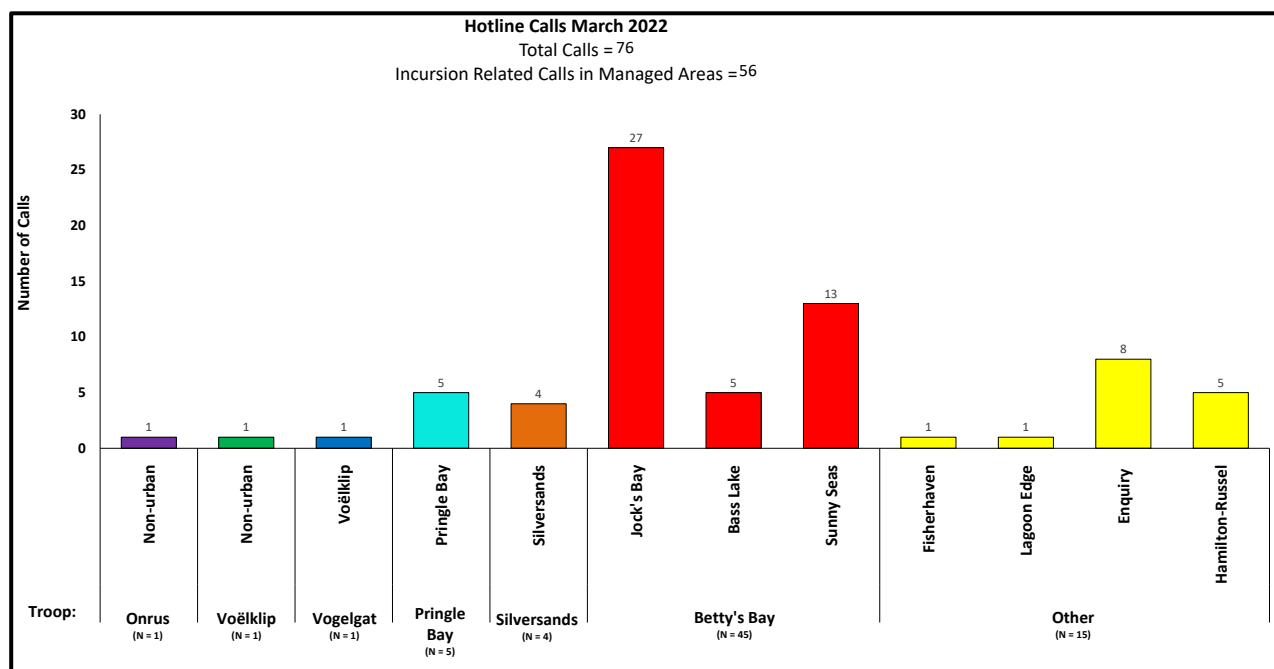
**Table 4.1:** Population data for the managed troops in the Overstrand in March 2022. Emigration /Immigration figures show animal movements between troops. \*Vogelgat Troop was first counted in December 2020. \*\*Hamilton Russel and Onrus Troop sizes are estimated, because they were not seen enough to get an accurate count.

Deaths	2019/20 (October - June)	2020/21 (July - June)	2021/22 (July 2021 - March 2022)	March 2022	TOTAL (since October 2019)
Management	3	0	1	0	4
Human Induced (HID)	1	2	6	2	9
<i>Direct *</i>	1	2	5	2	8
<i>Indirect **</i>	0	0	1	0	1
Natural	2	7	5	1	14
Unknown	0	0	1	0	1
<b>TOTAL DEATHS</b>	<b>6</b>	<b>9</b>	<b>13</b>	<b>3</b>	<b>28</b>

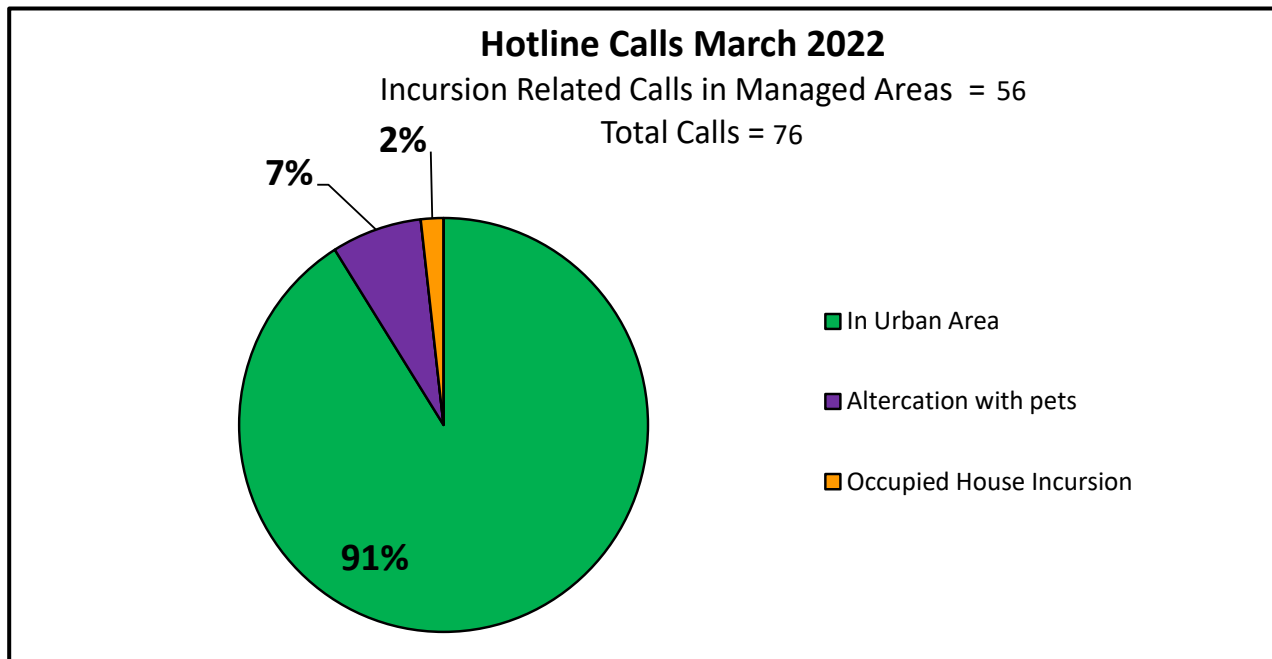
**Table 4.2:** Causes of baboon deaths since October 2019; \*Deaths caused directly by humans, such as motor vehicle accidents, shooting, poisoning and dogs. \*\*Deaths caused indirectly by humans such as electrocutions and fire.

## 1.12 HOTLINE DATA

Incursion related hotline calls decreased significantly from 91 to 56 during March 2022. The majority of hotline calls originated in Betty's Bay ( $n = 45$ ), with the greatest proportion ( $n = 27$ ) originating from the Jocks Bay area of Betty's Bay (**Figure 4.1**). This is due to the continued use of the sleep sites Disa Kloof and Leopard Kloof. It should be noted here that hotline calls are not only physical calls to the HWS phone number, but also include group messages (reporting baboon incursions) between residents which have included the HWS number on their groups. The majority of hotline calls were regarding the presence of baboons in the urban area (**Figure 4.2**), with only 2% regarding assertive raiding behaviour. Whilst 7% of calls were made regarding altercations with pets, all these calls referred to a single incident in Silversands.



**Figure 4.1:** Hotline calls in baboon affected areas for March 2022. Incursion related hotline calls are calls reporting managed baboons in urban areas. Managed areas are those areas in which baboon troops are known to occur and are actively managed. 'Other Areas' represent those areas beyond the urban edge or the range of managed baboons.

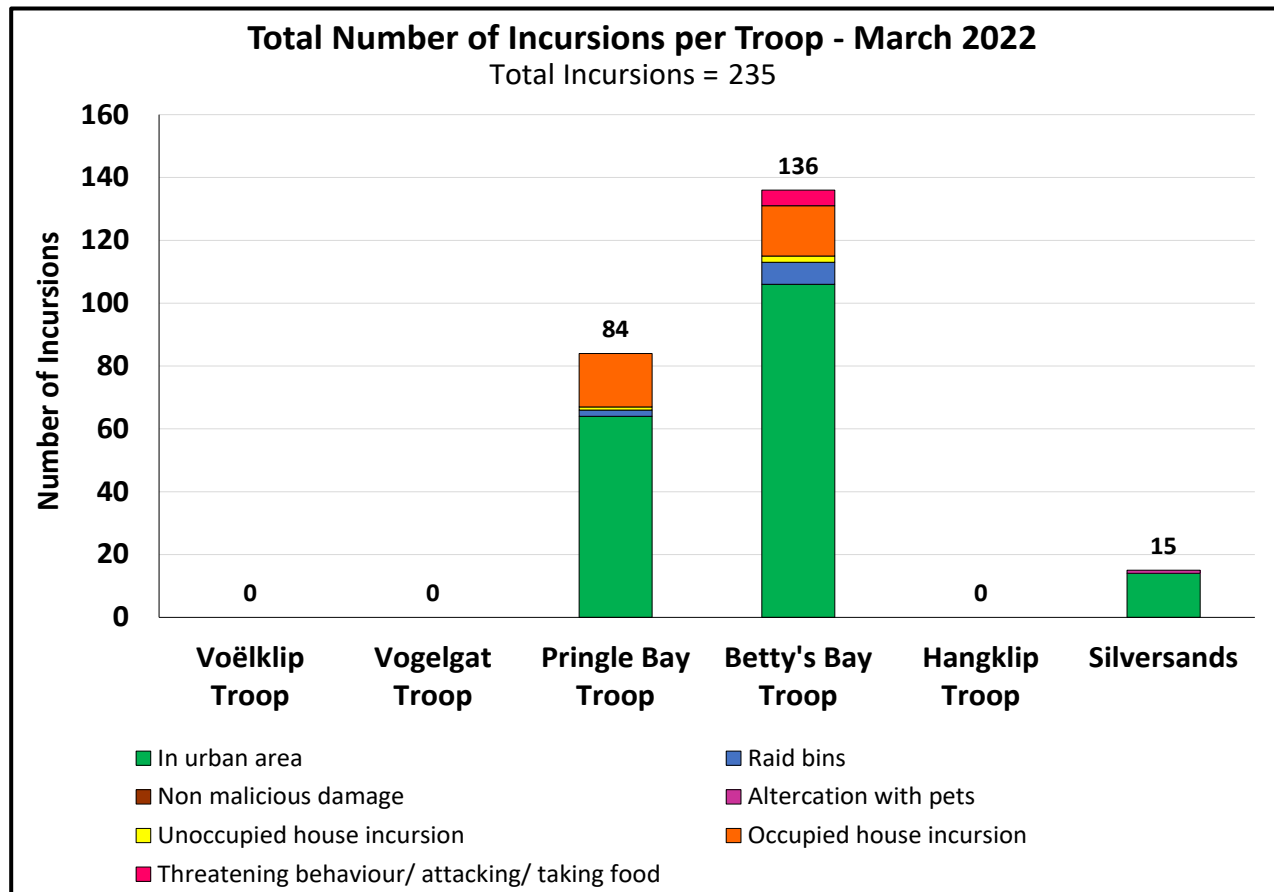


**Figure 4.2:** Composition of incursion-related hotline calls during March 2022. **Note:** This chart represents the composition of hotline calls, not the composition of known incursions by baboons.

### 1.13 RECORDED INCURSIONS

The total number of incursions recorded increased very slightly from 233 in February to 235 in March. Following the trend of previous months, the majority of incursions ( $n = 220$ ; 93.6%) were recorded from the Betty's Bay and Pringle Bay Troops. As stated in previous reports, these two troops are highly habituated and are attracted to urban areas for a number of reasons. Provision of food (directly or indirectly) by residents remains a significant factor in attracting baboons to the urban area, as well as the presence of fruiting trees. If we compare the number of incursions recorded during March 2022 with the same period in 2021, we can see a drastic change. During March 2021 no time in town was recorded for either the Pringle Bay Troop or individual members. Similarly, only one non-urban bin raid was recorded during this time. This deviation from past behaviour is likely due to the presence of male baboons in the urban area, as well as the decreased fitness cost associated with a lack of aversive tools (i.e. Paintball Markers) when individuals utilise the urban area.

The Silversands Troop comprised the remainder of recorded incursions during March ( $n = 15$ ; 6.4%). The majority of these incursions were observations of lone males making forays into the urban area, a behaviour commonly associated with the Silversands Troop.

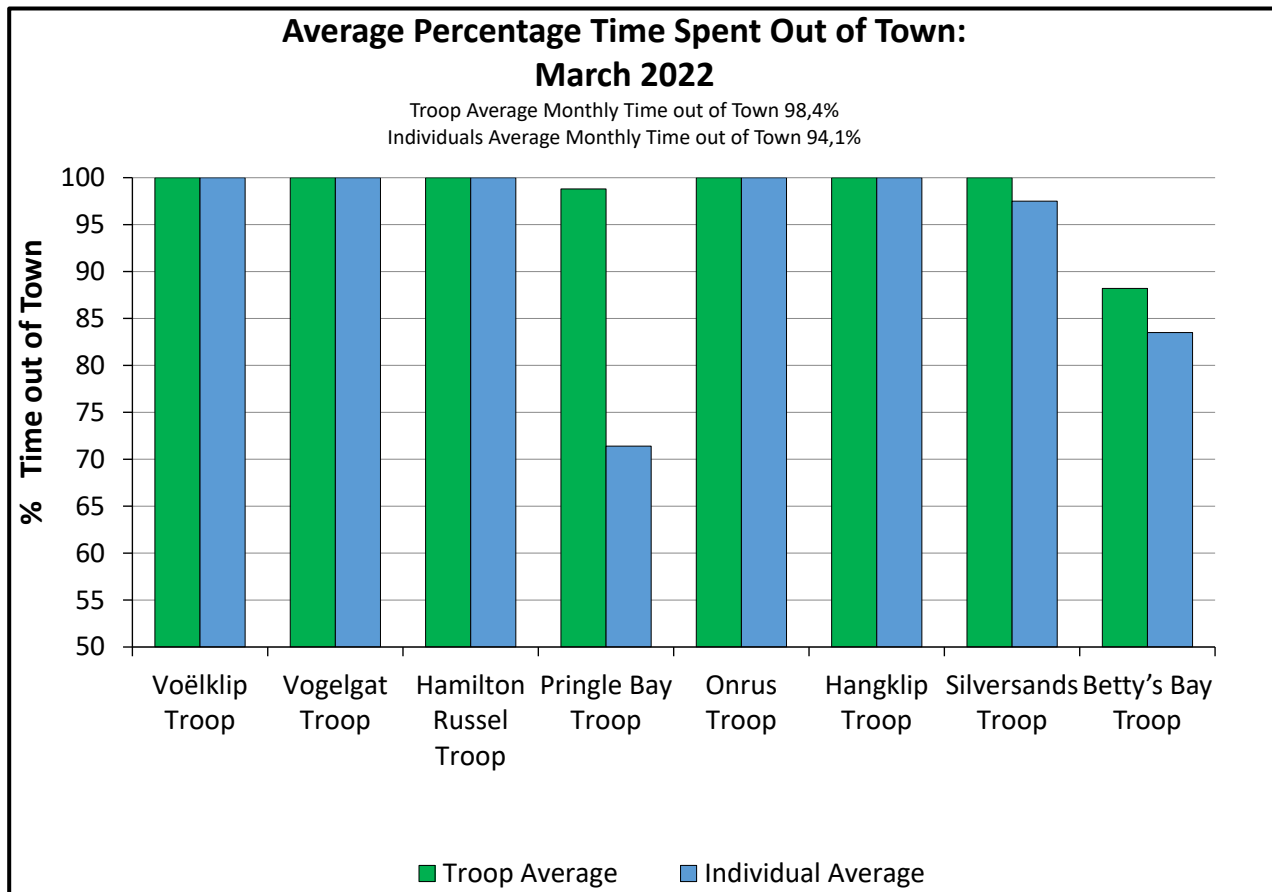


**Figure 4.3:** Total observed incursions per troop during March 2022. Note: Observed incursions are not hotline related, but are incursions observed by HWS field staff.

### 1.14 PERCENTAGE TIME OUT OF TOWN

During March, the average time out of town by troops decreased from 99.1% to 98.4%, a reduction of 0.7%, whilst the average time spent out of town by individuals remained stable at 94.1% (**Figure 4.4**). The decrease in average time spent out of town is due to the increased presence of the Pringle Bay and Betty's Bay Troops in the urban area during March. The Pringle Bay Troop was recorded in the urban area on two occasions during March, spending a total of 4 hours and 33 minutes in Pringle Bay and Rooiels village during the month. Similarly, the Betty's Bay Troop spent 44 hours 22 minutes in the urban area over the course of 25 days, with an average daily time in town of 1 hour 48 minutes. As with the previous month, individuals from the Pringle Bay and Betty's Bay Troops spent a significant amount of time foraging in the urban area. In Betty's Bay, individuals entered the urban area on 28 days during March, spending a total of 62 hours and 57 minutes in town with an average time in town of 2 hours and 14 minutes. In Pringle Bay, individuals were present in the urban area on 20 days and spent a combined total of 108 hours and 48 minutes with an average daily time in town of 5 hours and 26 minutes.





**Figure 4.4:** Percentage time the managed baboon troops and individuals spent out of town during March 2022.

### 1.15 RECOMMENDATIONS

- **Waste and recycling collection should be prioritised** to take place in the early mornings.
- All bins used in baboon effected areas should be **baboon-proofed and locked**.
- Additional **baboon awareness** campaigns focused on tourists during holiday seasons would be beneficial.
- Baboon-proof bins are required throughout the western region of the Overstrand. Betty's Bay should be regarded as a high priority area because there are very few baboons proof bins in place. It is stipulated in the Overstrand Waste Management Bylaw that residents must use baboon proof bins in baboon effected areas.
- **Refuse bags** should not be left lying open on the sidewalk and easily available to baboons.
- Ripening **fruit on fruit trees** in baboon-affected areas should be harvested to remove the attractant for baboons.
- **Open vegetable gardens** should be baboon-proofed.
- Residents are encouraged not to feed wildlife, including birds.
- Residents are encouraged to record and report the feeding of wildlife to the municipality, CapeNature, or to the baboon hotline (072 028 0008).

## **CONCLUSION**

During March 100% of all incursions were committed by troops in the western Overstrand, with Pringle Bay and Betty's Bay comprising 93.6% of recorded incursions (35.7% and 57.8% respectively). The remaining incursions were recorded in Silversands. Furthermore, it is worth noting that the majority of assertive raids were committed by two highly habituated sub-adult males; PBM2 and BBM4. These two males pose huge potential problems for the baboon management programme in the Overstrand West. PBM2 is still a young sub-adult male, while BBM4 is now an almost fully mature male. Both these males already exert a major influence on fellow troop members and are often responsible for encouraging other individuals to enter the urban area. This behaviour is particularly pronounced in Betty's Bay, where a group of four juveniles often break through the line held by HWS Field staff to preclude access to the urban area, a behaviour propagated primarily through BBM4.

As noted above, the greatest number of incursions into the urban area were recorded in Betty's Bay. The troop entered Betty's Bay on 25 days during March. Unharvested fruit trees continued to be a highly attractive food source with *Syzygium paniculatum*, otherwise known as Australian Bush Cherry, proving to be particularly attractive at this time of year. There was also an increase in the number of bin raids this month, which can be attributed to a lack of unsecured bins in the Betty's Bay Village Centre. Fortunately, there were no recorded incidents of visitors to Harold Porter Botanical Gardens being raided this month, however this may be attributed to decreased visitor numbers due to the cooler weather experienced during March.

March has proven to be a difficult month in Pringle Bay, with individual animals spending a greater amount of time in the urban area than during February. HKM1 and PBM2, in particular, spent large amounts of time living in Pringle Bay. Worryingly, BRM1 and BRM2 were observed in Pringle Bay several times during March. These two 'wild' males have thus far avoided urban spaces as they are relatively unhabituated when compared to other members of the troop, and have to date probably been the main factors keeping the troop out of town. As PBM2 and Pringle Bay females continue to try and gain access to Human Derived Food sources (HDFs) they will continue to entice the two Buffelsrivier males into the urban area and, by default, increasingly habituate them to human presence. Should these males become habituated to humans and accustomed to feeding in the urban area there will be little incentive for the troop to leave Pringle Bay.

By contrast, following the improvements of previous months, all the troops in the eastern Overstrand region recorded no time in town. The Voëlklip Troop continued to forage extensively in Fernkloof Nature Reserve as well as the surrounding farms, whilst the Vogelgat Troop moved between the mountains and the narrow coastal plain to forage, often in the vicinity of Hermanus Yacht Club. Only one hotline call was received from the east regarding baboons in the urban area. An occupied house incursion was reported in Voëlklip. However, the baboon had vacated the property by the time HWS field staff arrived on site. It is therefore uncertain whether this individual had separated briefly from a troop or if it was a dispersing male from an unmanaged troop.