



© Human Wildlife Solutions

Human Wildlife Solutions

Overstrand

Monthly Report

February 2022

TABLE OF CONTENTS:

TABLE OF CONTENTS:	2
INTRODUCTION	3
OVERSTRAND EAST TROOPS	4
1.1 VOËLKLIP TROOP	4
1.2 VOGELGAT TROOP	7
1.3 ONRUS TROOP	7
1.4 HAMILTON RUSSEL TROOP	7
1.5 BIRTHS, DEATHS & MIGRATIONS	7
OVERSTRAND WEST TROOPS	8
1.6 PRINGLE BAY TROOP	8
1.7 HANGKLIP TROOP	11
1.8 SILVERSANDS TROOP	12
1.9 BETTY'S BAY TROOP	14
1.10 BIRTHS, DEATHS & MIGRATIONS	16
GENERAL COMMENTS – ALL TROOPS	16
1.11 POPULATION CHARACTERISTICS	16
1.12 HOTLINE DATA	18
1.13 RECORDED INCURSIONS	19
1.14 PERCENTAGE TIME OUT OF TOWN	19
1.15 RECOMMENDATIONS	20
CONCLUSION	21
REFERENCES	21

INTRODUCTION

This monthly report covers the period from 1 to 28 February 2022.

The Voëlklip Troop did not enter the urban area on a single occasion this month. Individual baboons only managed to access the urban space on two occasions. The troop continued to spend the majority of its time foraging on natural vegetation in the Fernkloof Nature Reserve and on the neighbouring farms.

The Vogelgat, Onrus and Hamilton Russell Troops and their individuals all remained out of town for the whole of February.

During February, the Pringle Bay Troop used the north western extent of their range intensively, with foraging behaviour focussed primarily on the riverine vegetation of the Rooiels River. The river palmiet (*Prionium serratum*) comprised a large proportion of their forage during this period, as well as the fruit and leaves of several species of trees found in the patches of Afrotropical forest adjacent to the river. Several individuals were also observed eating the inflorescences of Red Reedpipe (*Tritoniopsis triticea*). The troop did not enter the urban area once over February, however PBM2 continued to move between the troop and the urban area, making three separate trips over the month. During his time in Pringle Bay PBM2 associated with HKM1, who spent the majority of the month in the urban area as he has been unable to integrate fully into the Pringle Bay Troop.

The Hangklip Troop continued to remain outside of the urban area, foraging in the Hangklip conservancy and Brodie Link reserve, whilst the Silversands Troop recorded one very brief incursion into the urban edge (23 minutes) during February.

Although the number of house incursions for the Betty's Bay Troop decreased this month, the troop still engaged in 138 incursions. This was almost double the number of incursions of the Pringle Bay Troop. Together these two troops engaged in 88.5% of all incursions recorded by all the Overstrand Troops this month. Apart from total incursions, the most notable difference between these two troops, was that in the Betty's Bay Troop the assertive incursions were recorded widely across the troop, whereas in the Pringle Bay Troop 90% of assertive incursions were recorded by one individual, the young sub-adult male, PBM2.

OVERSTRAND EAST TROOPS

1.1 VOËLKLIP TROOP

1.1.1 IN TOWN STATISTICS

- Troop time out of town remained at 100% this month.
- Time out of town for individuals increased from 98.2% in January to 99.7% in February.

	% Out of Town	% Up or Down from Previous Month	Days Entered	Total Time in Town	Avg Time in Town per day	Max Daily Time in Town	Min Daily Time in Town
Troop	100,0	0,0	0	00:00	00:00	00:00	00:00
Individuals	99.7	1.5	2	1:16	00:38	00:44	0:32

Table 2.1: In Town Statistics for the Voëklip Troop for February 2022. Time is expressed in hours and minutes. Average daylength in January was 13 hours and 19 minutes.

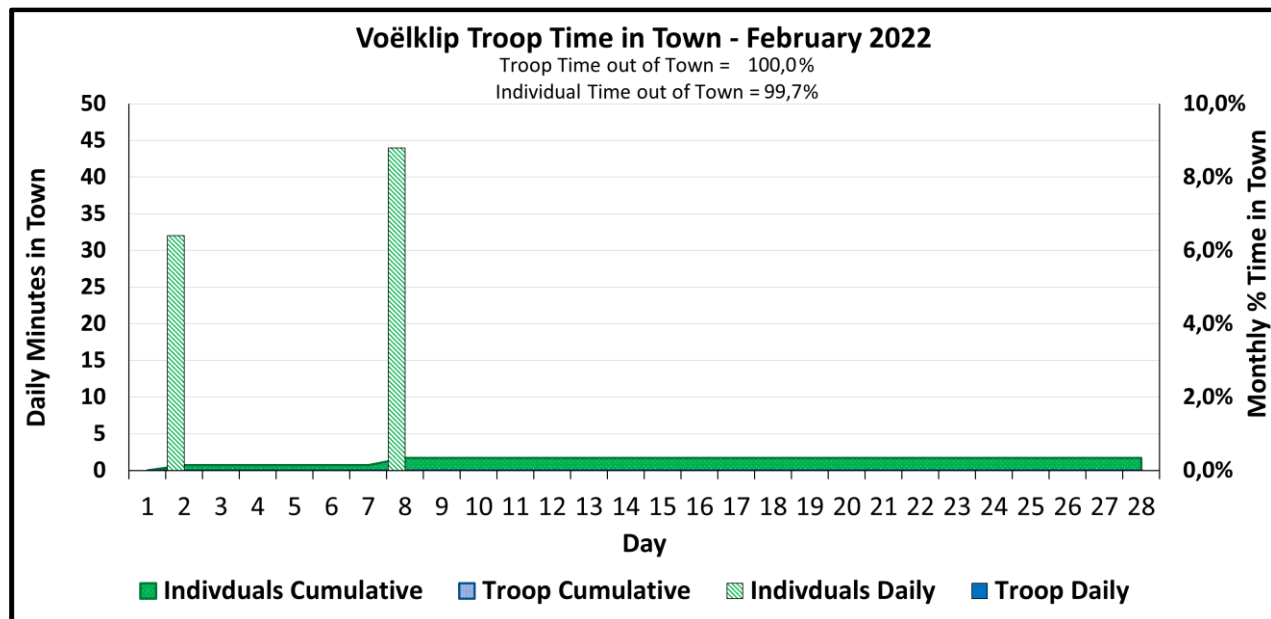


Figure 2.1: Troop and individual daily (bars) and monthly (area) Time in Town by the Voëklip Troop during February 2022.

1.1.2 NOTEWORTHY INCIDENTS

1.1.2.1 HERMANUS HEIGHTS & GOLF COURSE

- On 08 February multiple individuals entered town along Selkirk Street. An occupied house incursion was reported on Selkirk Street. A resident also reported an additional occupied house incursion on Waboom Street and HWS staff noticed that the bin outside the property was also raided.

- On 08 February, while some baboons were in town, HWS staff heard a paintball marker being discharged in Waboom Street. Neither the person discharging the marker nor the property from where it was discharged could be identified.

HWS: TROOP MONTHLY REPORT																																	
SECTOR										CLASSES OF BEHAVIOUR																							
OVERSTRAND																																	
BABOON TROOP: Voëlklip					VOËLKLIP					1 In urban area										4 Attacking pets					7 Threatening behaviour / attacking/ stealing food								
										2 Raid bins										5 Raid unoccupied house or vehicle					8 Breaking &Entering/Damaging property								
MONTH: February					YEAR: 2022					3 Non malicious damage										6 Raid occupied house or vehicle					9 Nocturnal Raiding								
BABOON ID		Sex	1	2	3	4	5	6	7	8	9	10	11	12	13	14	15	16	17	18	19	20	21	22	23	24	25	26	27	28		TOTAL	
Troop																																0	
VGM1 BLUE TAG		M								6																						1	
UNKM1		M								1																						1	
VKF4 YELLOW TAG		F																														0	
VKF5 RED TAG		F																														0	
VKF1 GREEN TAG		F																														0	
VKF6 ORANGE TAG		F								6																						1	
UnID Male		M																														0	
UnID Males		M																														0	
UnID Females		F																														0	
UnID Female		F		1																												1	
UnID Individuals										2,6																						2	
UnID Juveniles				1						1																						2	
		%	TIME SPENT IN TOWN (Minutes)																									HRS					
Troop		0,0																										0,00					
Individuals		0,3	32							44																					1,27		
Roost:	AM	5	?	2	4	3	21	3	4	3	2	2	2	6	5	4	2	6	6	3	4	4	4	4	5,6	23	4	21	2	3	3	5	
Roost:	PM	?	2	4	21	3	4	3	2	18	18	6	5	4	2	6	6	3	4	4	4	4	5,6	23	4	21	2	3	3	5			
Roost Sites	1	Golf Course										2	Heights Dam										3	Green Kloof									
	6	Lower Dam										7	Middle Dam										8	Upper Dam									
	11	Blaise Kloof										12	Big Titanic/Cave										13	Small Titanic									
	16	A-Shape										17	Bos Klip										18	Hermanus Heights									
	21	Tallie's Kloof										22	Kanonkop										23	BHB Waterfall									
	26	9th Avenue Kloof										27	Shade Rock										28	BOSKO									
ID Features of Baboons																																	
General remarks																																	

Figure 2.2: The Voëlklip Troop incident sheet for February 2022.

1.1.2.2 VOËLKLIP & FERNKLOOF

- No bin raids or house incursions were reported in Voëlklip this month.

1.1.2.3 GENERAL

- On 07 February, VGM1 was seen with the Voëlklip Troop again after disappearing on 24 January. He was subsequently not observed with the troop for next 13 days.
- During the afternoon of 10 February, the troop split into two subgroups, each subgroup contained one of the adult males. When the two subgroups re-joined later in the afternoon, an altercation was observed between the two males.
- On the evening of 21 February, the troop was split and slept separate at two nearby sleep sites, with an adult male at each sleep site. The troop re-joined the following morning.
- During the late afternoon of 23 February, while the troop was approaching the sleepsites above Hermanus Heights, a paraglider became visible to the west of the troop. The troop got a fright and ran east and later settled above the Visitor's Centre in Fernkloof Nature Reserve.
- On 24 February an unknown troop was seen at Adderladder in Fernkloof Nature Reserve. On this morning the Voëlklip Troop slept above the Visitor's Centre in Fernkloof Nature Reserve. A conflict was heard later that morning near the Boekenhoutbos Waterfall, but it was not possible to tell whether Voëlklip individuals were involved in the conflict. The distance between the two locations suggests that it was probably a conflict between individuals of the unknown troop.
- The troop continued to frequent the farms north of Rotary Way.
- A female, VKF7, was captured and collared on 03 February. She was successfully released with the troop later on the same day.

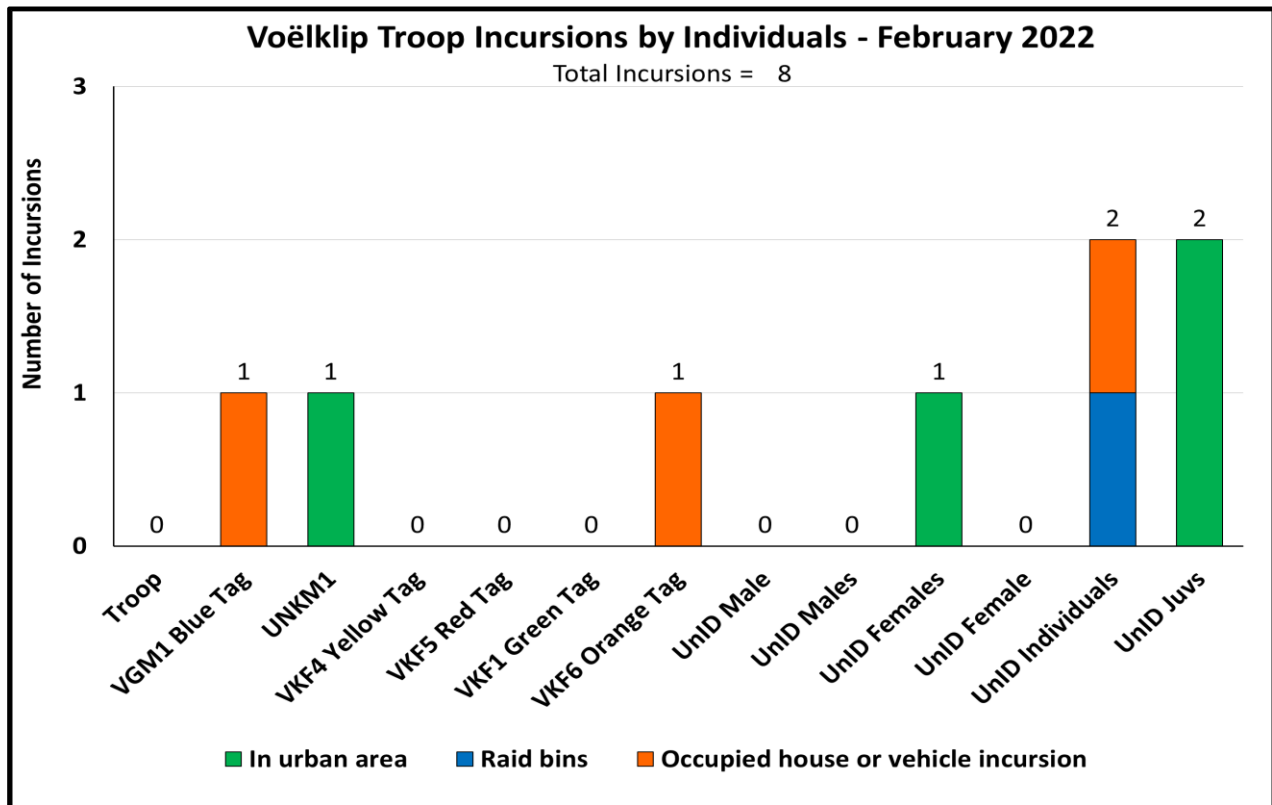


Figure 2.3: Number of incursions by the Voëlklip Troop and individuals during February 2022.



Figure 2.4: Map showing the GPS locations of VKF7 in the Voëlklip Troop during February 2022.

1.2 VOGELGAT TROOP

1.2.1 IN TOWN STATISTICS

- February is the 18th consecutive month the troop has remained 100% out of town.
- Time out of town for individuals remained at 100% for the sixth consecutive month.

1.2.2 NOTEWORTHY INCIDENTS

- Individuals from the Vogelgat troop continued to enter the properties along the R43. However, no non-urban house incursions were recorded.
- On 8, 15 and 17 February hotline calls reported baboons in the eastern avenues of Voëlklip. HWS staff were unable to find any baboons in the area.

1.2.3 VIRTUAL FENCE

- Use of the virtual fence was not required this month as the troop did not approach the urban space.

1.3 ONRUS TROOP

- The Onrus Troop was not observed on a single occasion during February.

1.4 HAMILTON RUSSEL TROOP

- On 14 February an unidentified troop was spotted on Hamilton Russell Farm. The location suggests that it was the Hamilton Russell Troop.
- On 23 February a male baboon was heard vocalising to the north-east of Hamilton Russell farm. This individual might belong to the Hamilton Russell Farm.

1.5 BIRTHS, DEATHS & MIGRATIONS

- No births or migrations were recorded this month

On 01 February HWS staff received a report of a dead baboon on a farm in the Hemel-en-Aarde Valley. The carcass of a young juvenile baboon was located. It was very decomposed and likely multiple weeks old.

OVERSTRAND WEST TROOPS

1.6 PRINGLE BAY TROOP

1.6.1 IN TOWN STATISTICS

- Pringle Bay Troop spent 100% of its time out of town this month, an increase of 0,2% from 99,8% in January.
- Time out of town by Pringle Bay Troop individuals remained low this month at 75,1%.

	% Out of Town	% Up or Down from Previous Month	Days Entered	Total Time in Town	Avg Time in Town per day	Max Daily Time in Town	Min Daily Time in Town
Troop	100.0	0.2	0	0:00	00:00	0:00	0:00
Individuals	75.1	0.2	23	109:16	4:45	15:00	0:40

Table 3.1: In Town Statistics for the Pringle Bay Troop for February 2022. Time is expressed in hours and minutes. Average daylength in January was 13 hours and 19 minutes.

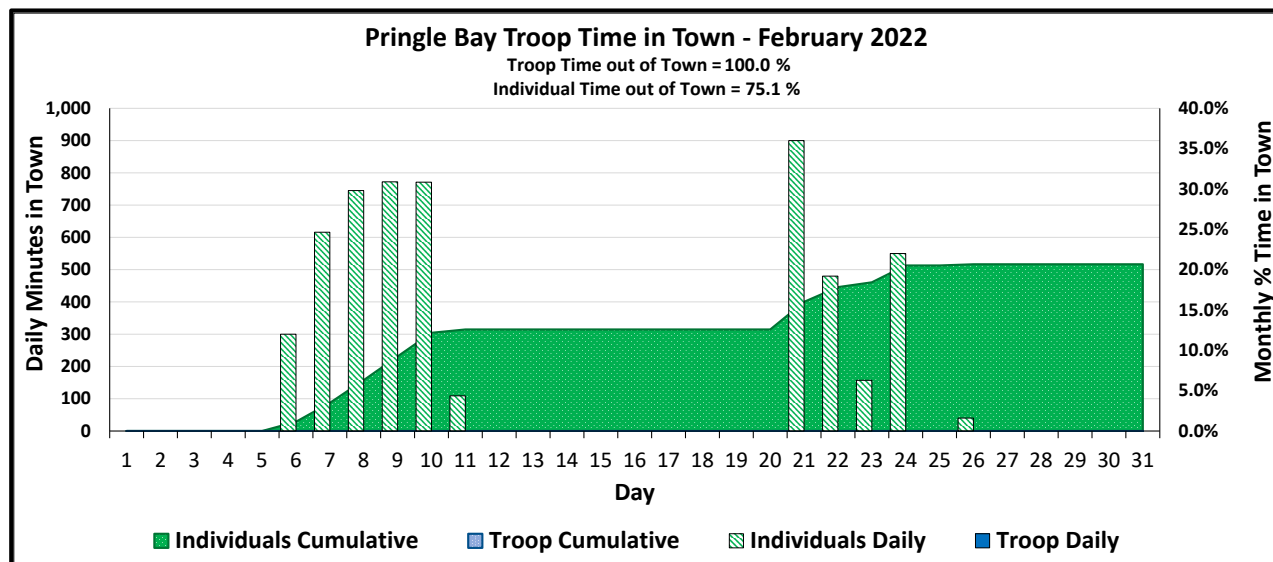


Figure 3.1: Troop and individual daily (bars) and monthly (area) Time in Town by the Pringle Bay Troop during February 2022.

1.6.2 NOTEWORTHY INCIDENTS

- PBF1 was fitted with a new satellite collar on 2 February. This female was chosen because she had an old half-broken collar that needed to be removed. After she had been sedated, it became apparent that PBF1 was heavily pregnant.
- PBF1 gave birth to an infant, which was first recorded on 7 February. The infant remains in good health.
- The troop used the northern half of their home range extensively over February (**Figure 3.4**), spending prolonged periods foraging on *Prionium serratum* (River Palmeit) in the Rooiels River.
- Although the number of incursions by PBM2 declined this month, he was still notable for committing 14 occupied house raids, which was almost double that for the whole of the Betty's Bay Troop.
- PBM2 entered the urban area on three separate occasions during February; 6-11 ;19-22; and 23-26, totalling 13 days spent in Pringle Bay. During the periods in which PBM2 was in the urban area, he loosely associated with HKM1, often sleeping in the same area.
- Due to continued aggressive interactions with the dominant males of the Pringle Bay Troop, HKM1 has not integrated successfully and thus spent a large proportion of the month in the urban area. He was observed in Pringle Bay on 25 days in February.
- A new lone male was seen near the troop on 3 February. The origin troop of the dispersing male is unknown. Another lone male seen near troop on 16 February. It is not clear if this was the same male on both occasions.
- BRM1 was identified in the urban area on two occasions during February. The first incursion took place on 10-11 February, and the second was on 25-26 February. On both occasions BRM1 was observed departing the urban area with PBM2, with both males moving in the direction of Buffelstal Nature Reserve.
- The Buffelsrivier Troop was seen interacting antagonistically with the Pringle Bay Troop on two occasions, 13 and 19 February. On both occasions several males from the Buffelsrivier Troop were observed chasing the adult females of the Pringle Bay Troop.
- Another lone male was observed in the urban area with PBM2 on 21 February. He subsequently raided an unsecured bin. This male was observed leaving the urban area with PBM2 on 22 February and re-entering with PBM2 on 23 February. This male was also observed departing the urban area on 26 February and re-entering the same day accompanied by HKM1.

HWS: TROOP MONTHLY REPORT																																																								
SECTOR		CLASSES OF BEHAVIOUR																																																						
OVERSTRAND																																																								
BABOON TROOP:		PRINGLE BAY																																																						
MONTH: February		YEAR: 2022																																																						
BABOON ID		Sex	1	2	3	4	5	6	7	8	9	10	11	12	13	14	15	16	17	18	19	20	21	22	23	24	25	26	27	28	29	30	31	TOTAL																						
Troop																																																								
BRM1		M											1	1													1	1						4																						
PBM2		M						6,1	6,1	6,1	6,1	6,1	6,1								1	1	6,6,6,6	1	1	6,6,5	1	1						29																						
BRM2		M																																																						
HKM1		M	1	1	1	1	1	1	1	6,1	1	1	1	1	1	1	1	1				1	1,2	1	1	1	1	1	1	1	1		27																							
PBF1		F																																																						
PBF4		F																																																						
PBF5		F																																																						
PBF6		F																																																						
UnID Male													2											6,6		1,2	1	1	1	1	1		10																							
UnID Females																																																								
UnID Female																																																								
UnID Individuals																																																								
UnID Juveniles																																																								
		%	TIME SPENT IN TOWN (Minutes)																														HRS																							
Troop		0.0																															0.00																							
Individuals		24.9	*	*	*	*	*	300	616	745	772	771	109	*	*	*	*	*	*	*	*	*	87	900	480	157	550	549	40	*	480		109.27																							
Roost:		AM	12	18	14	22	22	22	22	22	14	?	14	18	14	30	22	22	22	22	30	19	28	22	19	19	30	30	28	30																										
Roost:		PM	18	14	22	22	22	22	30	14	?	14	18	14	30	22	22	22	22	22	30	19	28	22	19	19	30	30	28	30	30																									
Roost Sites		1	Professor										2	Hangklip										3	Axel Kop										4	Pringle Peak										5	Lemoenkop									
		6	Panel Beaters										7	Valley										8	Stink Kop										9	Waldos Farm SS1										10	Waldos Farm SS2									
		11	Pieter's										12	Boulders										13	Buffels Dam 1										14	Buffels Dam 2										15	Buffels Dam 3									
		16	Panel Beaters										17	Concrete House										18	Guillem										19	Rooiels 1										20	River Ridge									
		21	Mountain Top										22	Rooiels 2										23	Quarry SS										24	Groot Soot SS										25	Waterworks									
		26	Pringle Bay Urban Area										27	Rooiels Estuary										28	Upper Rooiels River										29	Rooielsberg										30	Rooiels Spire									
ID Features of Baboons		?	Unknown																																																					
General remarks		Please note that the numbers in red indicate non-urban raids or incursions. * Indicates individuals were seen in town but were not seen entering and/or leaving. These data were therefore estimated.																																																						

Figure 3.2: The Pringle Bay Troop incident sheet for February 2022. The asterisk allocated to individual time in town indicates that those individuals were seen in town but were not seen entering/leaving. These data were therefore estimated.

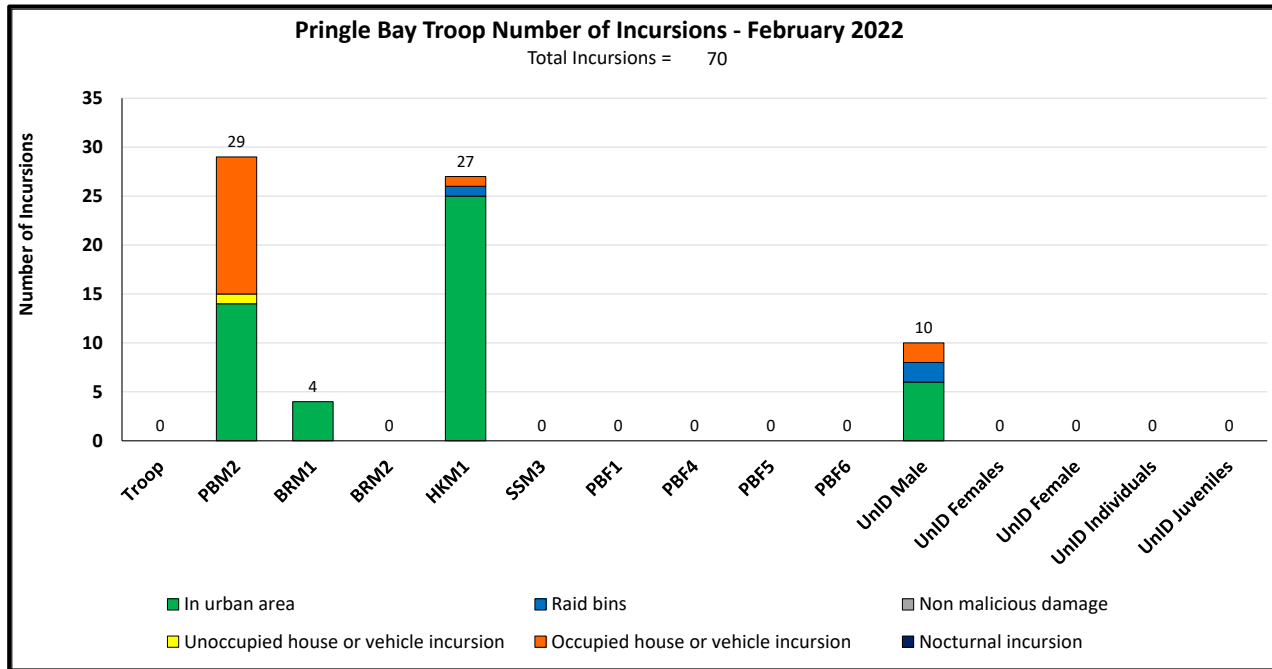


Figure 3.3: Number of incursions for the Pringle Bay Troop and individuals during February 2022.

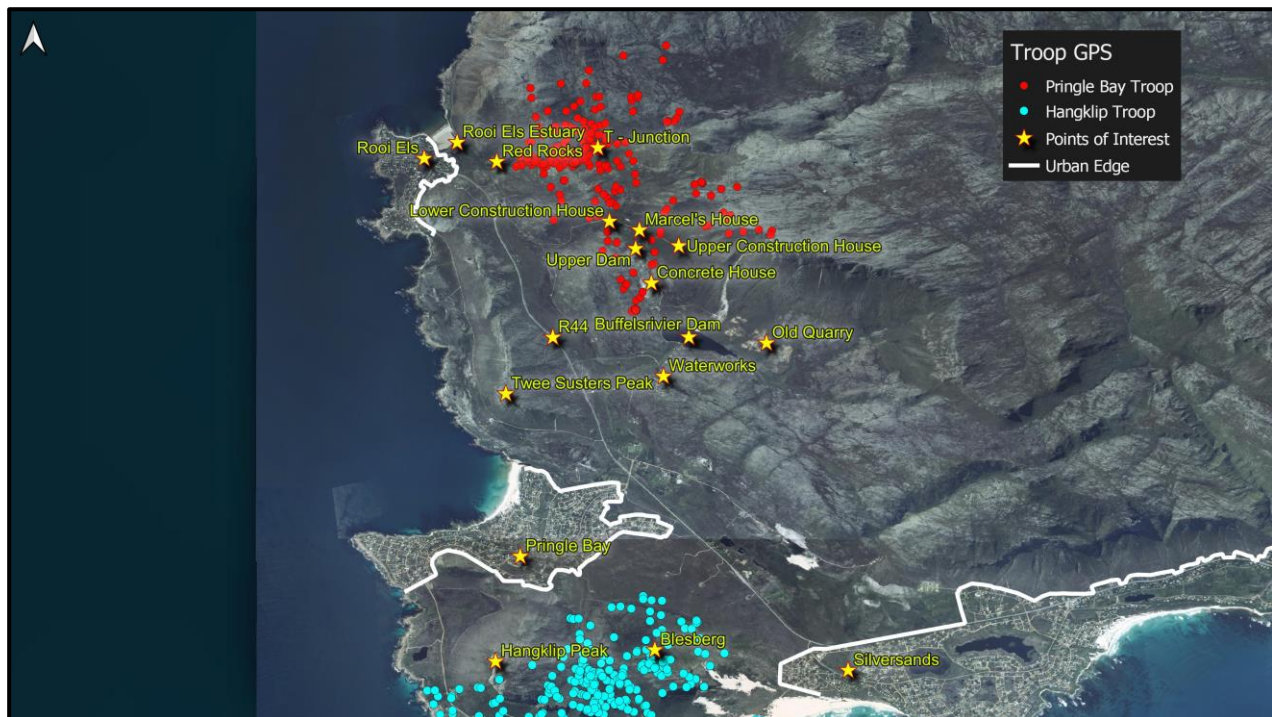


Figure 3.4: Map showing the GPS locations of PBF1 in the Pringle Bay Troop (red) and HKM3 in the Hangklip troop (cyan) during February 2022.

1.7 HANGKLIP TROOP

1.7.1 IN TOWN STATISTICS

- February is the fifth consecutive month that no time in town was recorded for the Hangklip Troop or individuals.

1.7.2 NOTEWORTHY INCIDENTS

- HKM1 remained in the Pringle Bay area during February, often associating with Pringle Bay Troop members. He has clearly dispersed from the Hangklip Troop however but has not integrated into the Pringle Bay Troop yet.
- The Hangklip Troop utilised its natural home range between Pringle Bay Village and Sea Farm Private Nature reserve. An area of high usage included the southern half of the Hangklip Trail.
- There were no raids recorded for the Hangklip Troop in February.

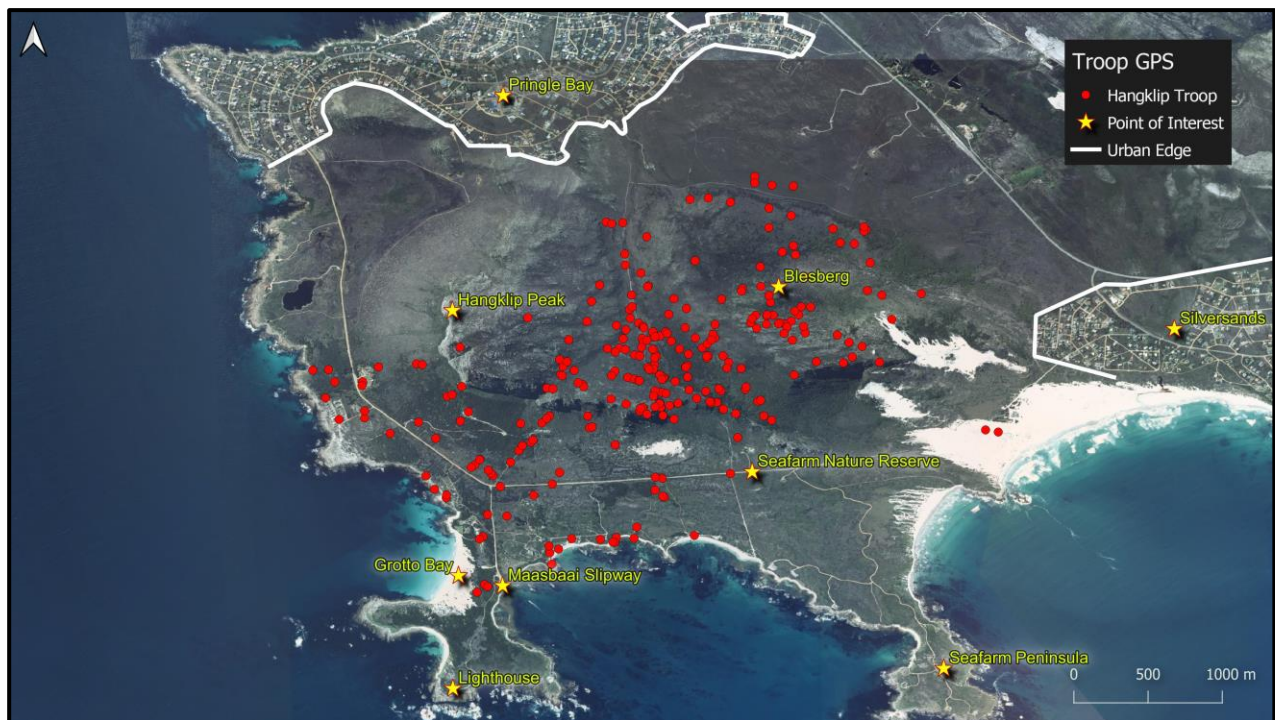


Figure 3.4: GPS locations of HKM3 in the Hangklip Troop as determined by the GPS collar during February 2022.

1.8 SILVERSANDS TROOP

1.8.1 IN TOWN STATISTICS

- The troop spent 99.9% of its time out of town this month.
- Time out of town by individuals increased slightly to 98.1% this month.

	% Out of Town	% Up or Down from Previous Month	Days Entered	Total Time in Town	Avg Time in Town per day	Max Daily Time in Town	Min Daily Time in Town
Troop	99.9	-0.1	1	0:23	0:23	00:23	00:23
Individuals	98.1	0.1	11	6:57	0:37	01:39	00:15

Table 3.2: In Town Statistics for the Silversands Troop for February 2022. Time is expressed in hours and minutes. Average daylength in January was 13 hours and 19 minutes.

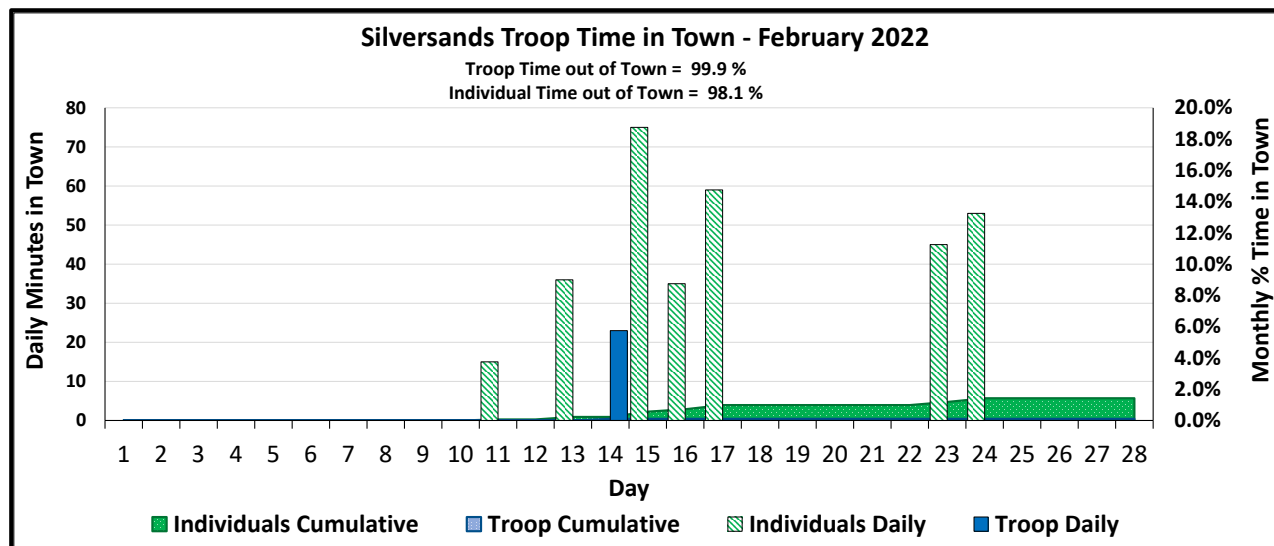


Figure 3.5: Troop and individual daily (bars) and monthly (area) Time in Town by the Silversands Troop during February 2022.

1.8.2 NOTEWORTHY INCIDENTS

- Individuals from the Silversands Troop were observed in the urban area on 12 days this month, a slight increase from 11 days during January.
- The Silversands Troop was observed utilizing the natural areas between Brodie Link Nature Reserve and Sea Farm Private Nature Reserve.
- The troop entered the urban area once this month, with eight individuals seen sitting on the roofs of houses in Senecio Circle.
- No assertive incursions were witnessed this month; however, one bin raid was observed.
- One adult male was seen with an injured bottom lip on 15 February.
- Another male was seen on 27 February with a minor injury to his right forelimb, around the shoulder area, causing no impediment to movement.

HWS: TROOP MONTHLY REPORT																																									
SECTOR										CLASSES OF BEHAVIOUR																															
OVERSTRAND										1	In urban area				4	Attacking pets						7	Threatening behaviour/ attacking/ stealing food																		
BABOON TROOP:					Silversands					2	Raid bins				5	Unoccupied house or vehicle incursion						8	Breaking &Entering/Damaging property																		
MONTH: February					YEAR: 2022					3	Non malicious damage				6	Occupied house or vehicle incursion						9	Nocturnal incursion																		
BABOON ID		Sex	1	2	3	4	5	6	7	8	9	10	11	12	13	14	15	16	17	18	19	20	21	22	23	24	25	26	27	28					TOTAL						
Troop																1																			1						
SSM1 (short tail)															1	1										1	2	1						5							
SSM2																	1								1				1					3							
UnID Males																																		7							
UnID Male													1		1			1	1		1						1	1													
UnID Sub-Male																																									
UnID Females																																									
UnID Female																																									
UnID Individuals																1																		1							
UnID Juveniles																																									
		%	TIME SPENT IN TOWN (Minutes)																											HRS											
Troop		0.1														23																	0.38								
Individuals		1.9											15		36		75	35	59		*					45	53	99	*	*				6.95							
Roost:		AM	?	?	?	?	?	?	?	?	?	?	?	?	?	?	?	?	?	?	?	?	?	?	?	?	?	?	?	?	?	?	?								
Roost:		PM	?	?	?	?	?	?	?	?	?	?	?	?	?	?	?	?	?	?	?	?	?	?	?	?	?	?	?	?	?	?	?								
Roost Sites			?											Unknown				?				3				?				4				?				5			
			6											7				?				8				?				9				10							
			11											12				?				13				?				14				15							
			16											17				?				18				?				19				20							
			21											22				?				23				?				24				25							
			26											27				?				28				?				29				30							
ID Features of Baboons																																									
General remarks		Please note that numbers in red indicate non-urban raids or incursions. * indicates individuals were seen in town but were not seen entering and/or leaving. These data were therefore estimated.																																							

Figure 3.6: The Silversands Troop incident sheet for February 2022. The asterisk allocated to individual time in town indicates that those individuals were seen entering town but were not seen leaving. These data were therefore estimated.

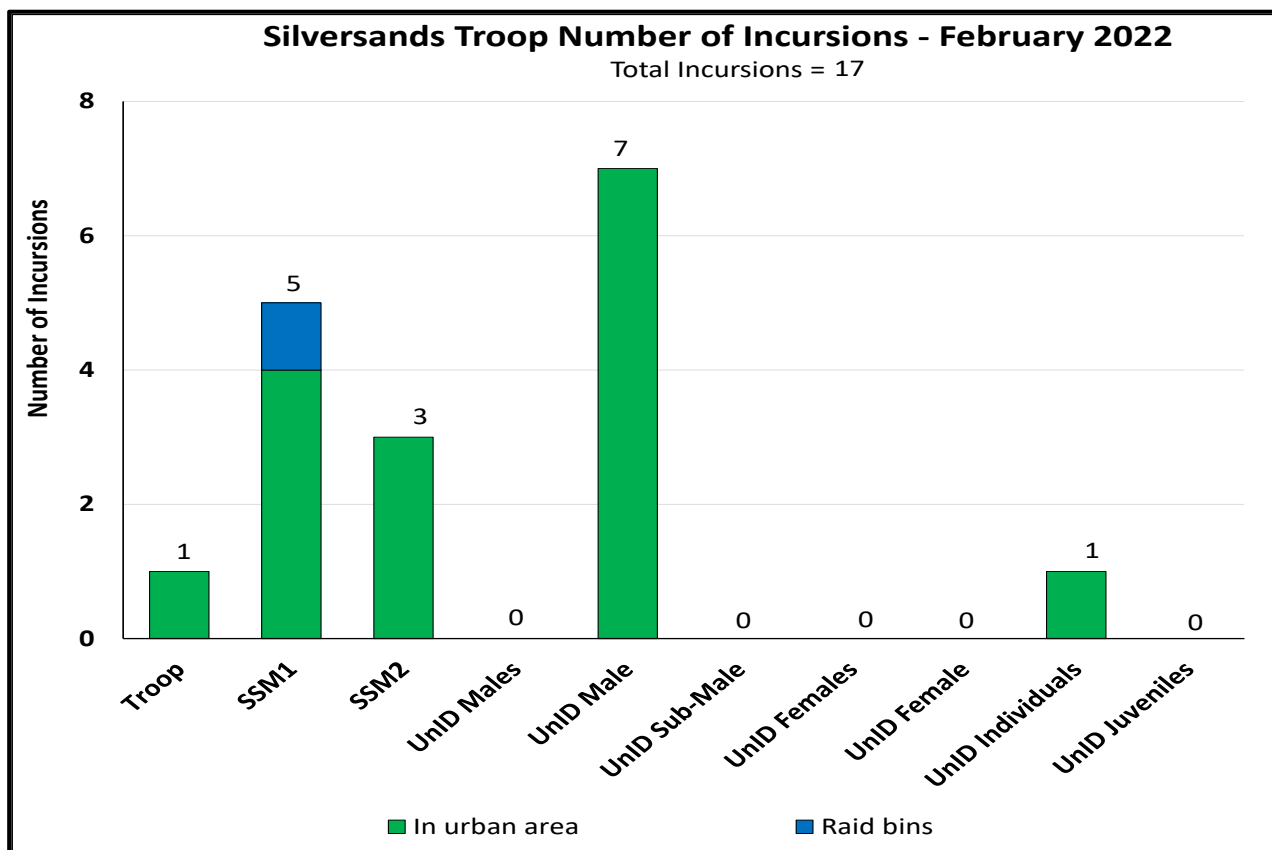


Figure 3.7: Number of incursions by the Silversands Troop and individuals during February 2022.

1.9 BETTY'S BAY TROOP

1.9.1 IN TOWN STATISTICS

- Troop time out of town declined slightly to 90.3% this month.
- Individual baboons time out of town increased to 84.4% compared to 83.7% during January.

	% Out of Town	% Up or Down from Previous Month	Days Entered	Total Time in Town	Avg Time in Town per day	Max Daily Time in Town	Min Daily Time in Town
Troop	90,3	-0,6	28	36:06	1:17	5:58	0:00
Individuals	84,4	0,7	28	58:22	2:05	5:03	0:00

Table 3.3: In Town Statistics for the Betty's Bay Troop for February 2022. Time is expressed in hours and minutes. Average daylength in January was 13 hours and 19 minutes.

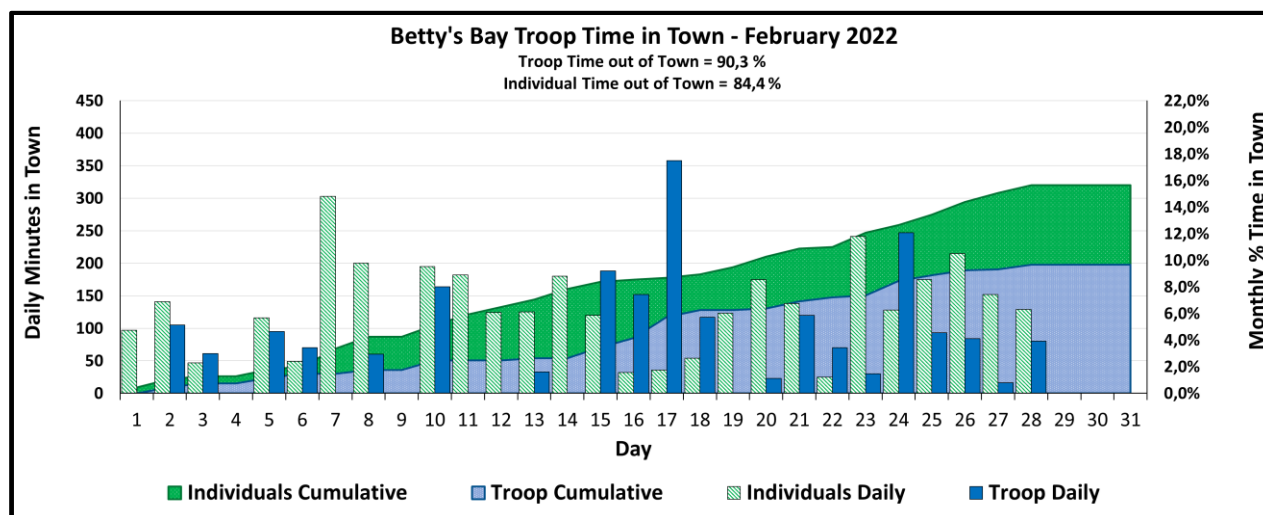


Figure 3.8: Troop and individual daily (bars) and monthly (area) Time in Town by the Betty's Bay Troop during February 2022.

1.9.2 NOTEWORTHY INCIDENTS

- The total number of recorded incursions decreased from 163 in January to 138 in February.
- Fruiting trees in the urban space continue to attract baboons. Baboons were frequently found foraging in fruiting trees within the urban space and on multiple occasions were seen returning to the same fruiting trees to forage.
- Baboons continued to forage on bird seed regularly provided by Betty's Bay residents.
- BBM4 ran at HPG staff in the Harold Porter gardens on two occasions this month.
- BBM4 was recorded stealing a lunchbox and a backpack from construction workers this month.
- Picnickers in Harold Porter Gardens were targeted on four occasions this month and baboons managed to obtain food from picnickers on each occasion. BBM2, BBM4 and adult females were involved in these incidents.

- A total of 64 incursions were recorded for BBM2, BBM3 and BBM4, with these individuals participating in 23, 19 and 22 incursions respectively.
- Occupied and unoccupied house incursions almost halved this month, but still eight occupied, and eight unoccupied house incursions were recorded. Individuals often gained access via open doors or windows. Only five bin raids were recorded this month.
- On 14 February a resident along Clarence Drive was observed firing at a baboon with what was believed to be a pellet gun. Residents are reminded that they are not permitted to shoot at baboons with any type of projectile or firearm.
- On 26 February BBM3 and 2 other baboons (an adult female and a juvenile) entered a non-urban property east of Sunny Seas. While the baboon was inside the property two shots were heard by HWS Field Rangers. BBM3 was seen approximately 13 minutes later leaving the property with blood visible on his chest, but otherwise his movement did not seem impaired. Later it was noticed that BBM3 had slowed down and was not keeping up with the troop. A vet was called out to assess the extent of his injuries. BBM3 was anaesthetized and assessed by two vets in the field and then taken to a clinic for X-rays to be taken. After thorough assessments at the veterinary clinic, it was decided euthanasia would be the most humane approach because BBM3 had suffered extensive injuries from gunshot wounds.

HWS: TROOP MONTHLY REPORT																																																													
SECTOR																																																													
OVERSTRAND		CLASSES OF BEHAVIOUR																																																											
BABOON TROOP: MONTH: February		BETTY'S BAY YEAR: 2022		1	In urban area				4	Altercation with pets				7	Threatening behaviour/ attacking/ stealing food																																														
				2	Raid bins				5	Unoccupied house or vehicle incursion				8	Breaking &Entering/Damaging property																																														
				3	Non malicious damage				6	Occupied house or vehicle incursion				9	Nocturnal incursion																																														
BABOON ID	Sex	1	2	3	4	5	6	7	8	9	10	11	12	13	14	15	16	17	18	19	20	21	22	23	24	25	26	27	28		TOTAL																														
Troop			1	1		1	1		1		1		1				1	1	1		1	1	1	1	1	1	1	1	1		19																														
BBM2	M	1	1	1		1	7	1	1		1		1	1	2	1	1		1	1	1	1	1	2	1	7	1	1	1		23																														
BBM3	M	5		6		1		1	1		1	1	6	6	1	1	1	6		2	1	6	1	1	7	1					19																														
BBM4 (sub-adult)	M		1	1		1	1	1	5		1	1	7	1	1	1	7	7	1	1	7	7	1		7	1	1	1	1		22																														
BBF1	F	5																													2																														
BBF2	F																														0																														
Unid Male	M																														0																														
Unid Females	F		1	1			1	1			1			1		1		1,6		1		1				1	1	1			14																														
Unid Female	F				6	7,7	1					1	1		1		1	1	1	1	7,6		1	5,5		1					14																														
Unid Individuals		1	1	1		1							1	1		1	1	1	1	1	1	1	1	2	5	1	6		1		18																														
Unid Juveniles								1	1			1			1	2		1	1	1	1	1	1	2				1	5		7																														
	%	TIME SPENT IN TOWN (Minutes)																										HRS																																	
Troop	9,7	0	105	61	0	95	70	0	60	0	164	0	0	33	0	188	152	358	54	0	23	120	70	30	247	93	84	16	80		36,10																														
Individuals	15,6	97	141	47	0	116	49	303	200	0	195	182	124	125	180	120	32	36	54	123	175	138	25	241	128	175	215	152	129		58,37																														
Roost:	AM	2	1	8	9	18	1	1	1	2	12	2	5	5	7	5	13	1	17	13	2	2	8	16	12	2	7	15	12																																
Roost:	PM	1	8	9	17	12	12	1	2	12	2	15	5	7	7	13	2	17	2	1	1	8	17	1	13	7	15	2	2																																
Roost Sites		1	Leopard Kloof											2	Leopard Kloof											3	Leopard Kloof Lower											4	Leopard Kloof Upper											5	Sunny Seas										
		6	Sunny Seas West											7	Sunny Seas East											8	Bass Lake											9	Bass Lake West											10	Bass Lake East										
		11	Jocks Bay											12	Ziggag											13	Church											14	Kleinmond Lookout											15	Kopje										
		16	Caltex											17	Waterfall											18	Unknown											19	Harold Porter Gardens											20	Palmeit										
		21	Kasteel Kop											22	Pimples											23	Isaacs River Kloof											24	Jean's Hill											25	Heuningklip										
		26	Sandown Peak											27	Three Sisters											28																																			
		29												30																																															
ID Features of Baboons																																																													
General remarks		Please note that numbers in red indicate non-urban raids or incursions.																																																											

Figure 3.9: The Betty's Bay Troop incident sheet for February 2022.

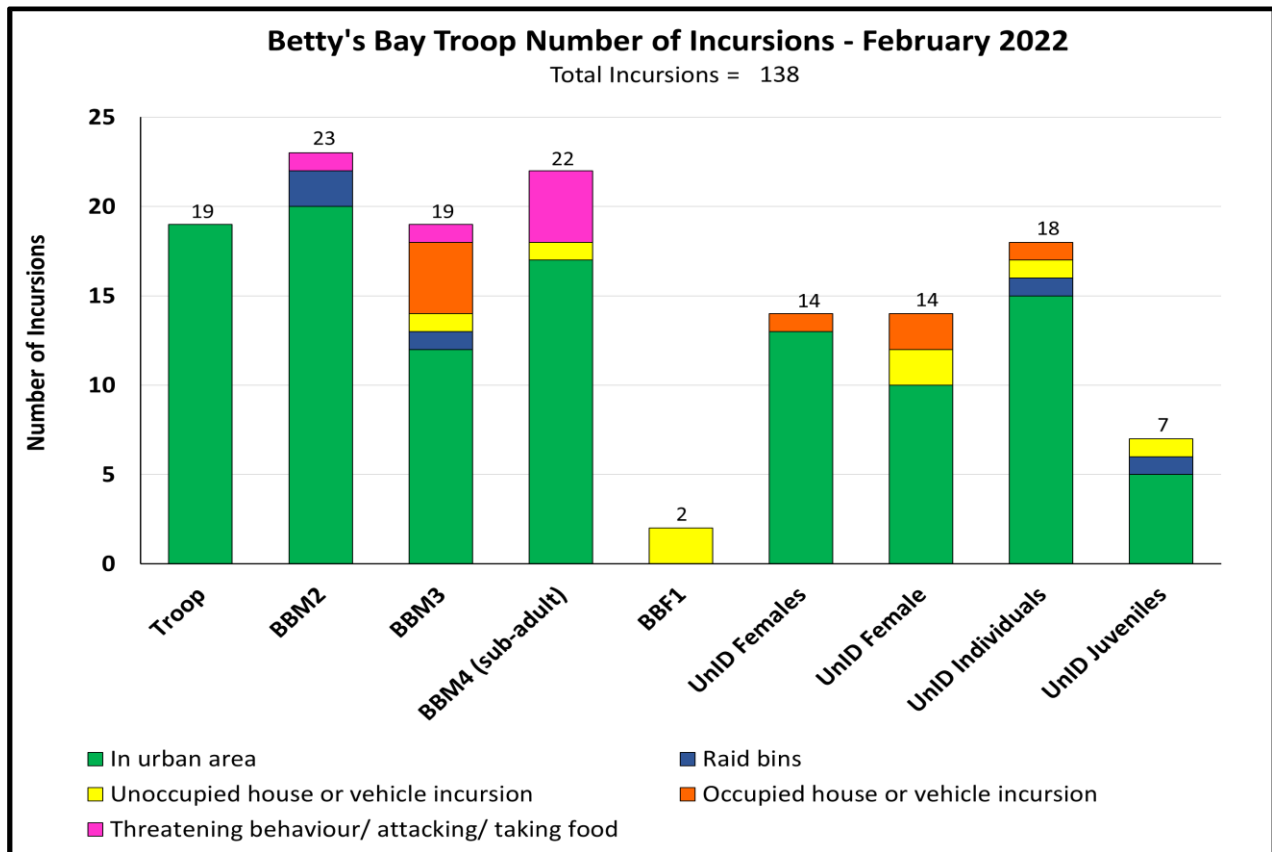


Figure 3.10: Number of incursions by the Betty's Bay Troop and individuals during February 2022.

1.10 BIRTHS, DEATHS & MIGRATIONS

- One birth was recorded in the Pringle Bay Troop this month.
- One death, BBM3, was recorded this month.
- One new male migration was observed in the western region this month. It is suspected that the male may have come from either the Hangklip or Silversands Troop.

GENERAL COMMENTS – ALL TROOPS

1.11 POPULATION CHARACTERISTICS

One birth and two deaths were recorded in the managed population of baboons in the Overstrand area. PBF1 was observed carrying an infant on 7 February in the Pringle Bay Troop. One deceased baboon was reported in the Hemel-en-Aarde Valley. Upon examination it was determined that the animal must have been dead for 1-2 weeks based on the level of decomposition. The origin of the deceased individual is unclear, however given the location, it is assumed that it belonged to the Hamilton-Russel Troop.

Betty's Bay recorded one death during February. On the 26th of February, BBM3 was euthanized after sustaining several gunshot wounds. This is the first death recorded as a result of human induced injuries (HID) in the Betty's Bay Troop since official management on this troop began in April 2021. One dispersing adult male was observed in the Pringle Bay urban area this month. This male was seen associating several times with PBM2 and HKM1. Because this was still a loose association, this male was not regarded as being part of the Pringle Bay Troop and may still be dispersing. The troop of origin of this male was unclear.

Troop	October	June	June	February 2022			Total observed Births (1 July 2021 to 28 February 2022)	Total observed Deaths (1 July 2021 to 28 February 2022)	Total observed Migrations (1 July 2021 to 28 February 2022)
	2019	2020	2021	Births	Deaths	Emigration / Immigration			
Voëlkliip	29	29	27	0	0	0	5	0	-1
Vogelgat	N/A	22*	29	0	0	0	1	2	0
Onrus	N/A	N/A	25*	0	0	0	0	1	0
Hamilton Russel	N/A	N/A	21**	0	1	0	0	1	0
Pringle Bay	16	16	17	1	0	0	1	4	+1
Betty's Bay	N/A	19	20	0	1	0	6	2	0
Hangklip	N/A	N/A	30	0	0	0	0	1	-1
Silversands	N/A	N/A	43	0	0	0	0	0	-1
Total	45	64	166	1	2	0	13	11	-2

Table 4.1: Population data for the managed troops in the Overstrand in February 2022. Emigration /Immigration figures show animal movements between troops. *Vogelgat Troop was first counted in December 2020. **Hamilton Russel and Onrus troop sizes are estimated, because they were not seen enough to get an accurate count.

Deaths	2019/20 (October - June)	2020/21 (July - June)	2021/22 (July 2021 - February 2022)	February 2022	TOTAL (Since October 2019)
Management	3	0	1	0	4
Human Induced (HID)	1	2	4	1	7
<i>Direct *</i>	1	2	3	1	6
<i>Indirect **</i>	0	0	1	0	1
Natural	2	7	4	0	13
Unknown	0	0	1	1	2
TOTAL DEATHS	6	9	10	1	25

Table 4.2: Causes of baboon deaths since October 2019; *Deaths caused directly by humans, such as motor vehicle accidents, shooting, poisoning and dogs. **Deaths caused indirectly by humans such as electrocutions and fire.

1.12 HOTLINE DATA

Incursion related hotline calls decreased this month from 139 to 91. The majority of hotline calls came from Betty's Bay (n=55), with the largest proportion (n=28) of calls originating from the Jock's Bay area of Betty's Bay. This is not unusual, because some of the favourite sleep sites of the Betty's Bay Troop are located in Disa Kloof and Leopard Kloof. As a result, when the troop enters or leaves town via the Harold Porter Gardens they regularly go through Jocks Bay at the beginning or end of each day. It should be noted here that hotline calls are not only physical calls to the HWS phone number, but also include group messages (reporting baboon incursions) between residents which have included the HWS number on their groups.

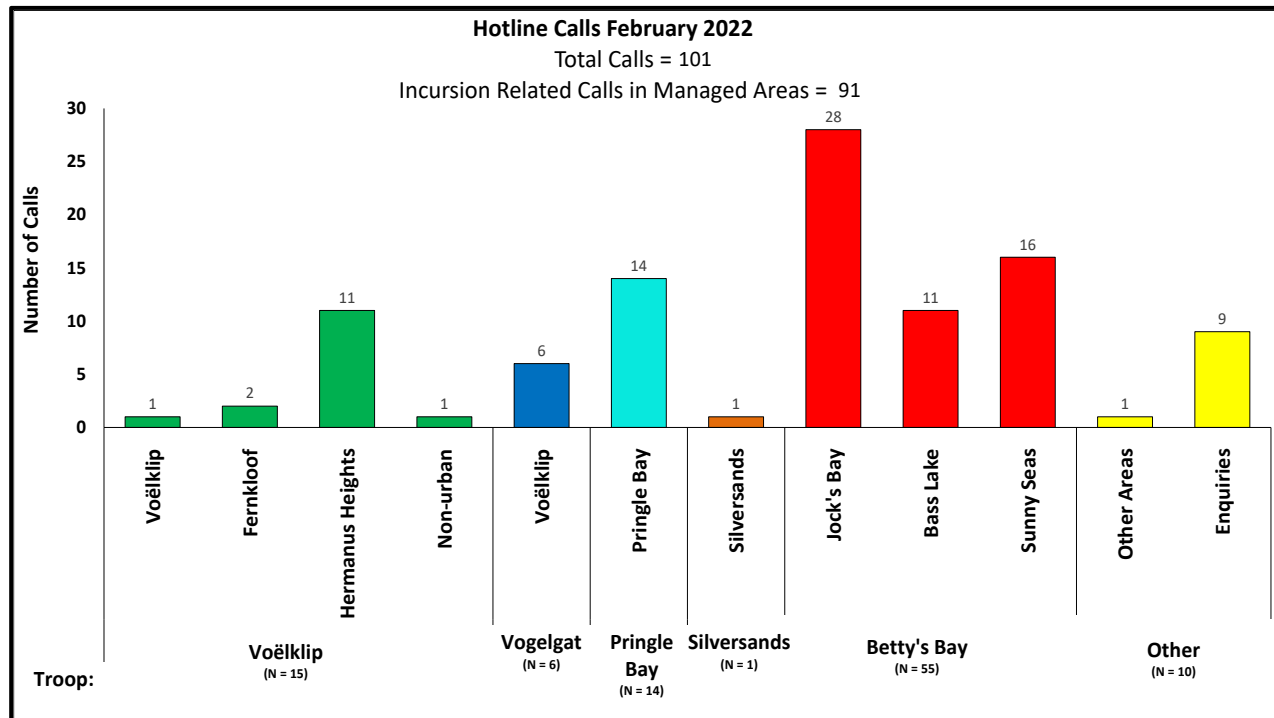


Figure 4.1: Hotline calls in baboon affected areas for February 2022. Incursion related hotline calls are calls reporting managed baboons in urban areas. Managed areas are those areas in which baboon troops are known to occur and are actively managed. 'Other Areas' represent those areas beyond the urban edge or the range of managed baboons.

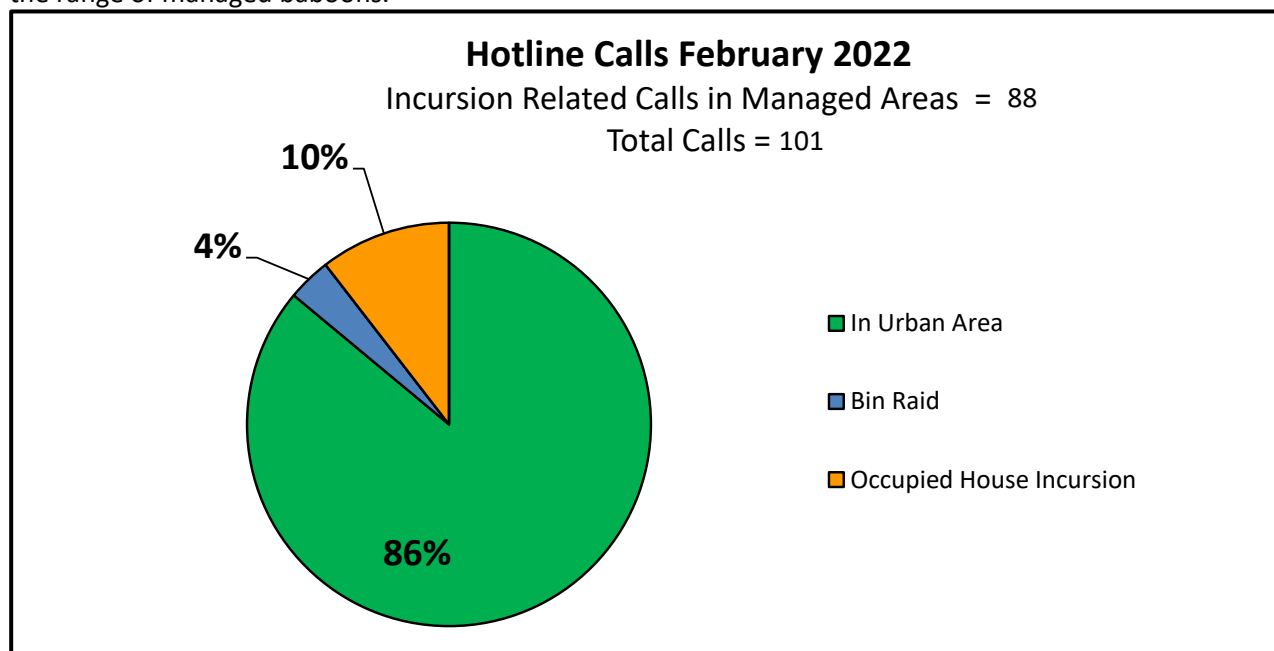


Figure 4.2: Composition of incursion-related hotline calls during February 2022. **Note:** This chart represents the composition of hotline calls, not the composition of known incursions by baboons.

1.13 RECORDED INCURSIONS

During February, a total of 233 incursions were recorded, with the vast majority (89%) as usual being recorded for the Betty's Bay and Pringle Bay Troops. These two troops are the two most habituated troops, as well as being the two which are most fed by residents, either directly or indirectly by providing bird seed or encouraging baboons to feed on fruiting trees in their gardens and preventing HWS from moving them out of their gardens.

It is notable that the troop with the third most incursions was the Silversands Troop. This troop had more than double the number of incursions than the Voëlklip Troop which, for many years, used to be known as the troop most noted for raiding in the urban areas. By contrast, the Silversands Troop is noted for seldom being seen as a troop, but single males are often observed coming into the urban area and are reportedly regularly fed by a few residents in the western side of town. This is a trend that needs to be curbed as soon as possible before this troop regresses to the status of the other two managed troops in the Overstrand West.

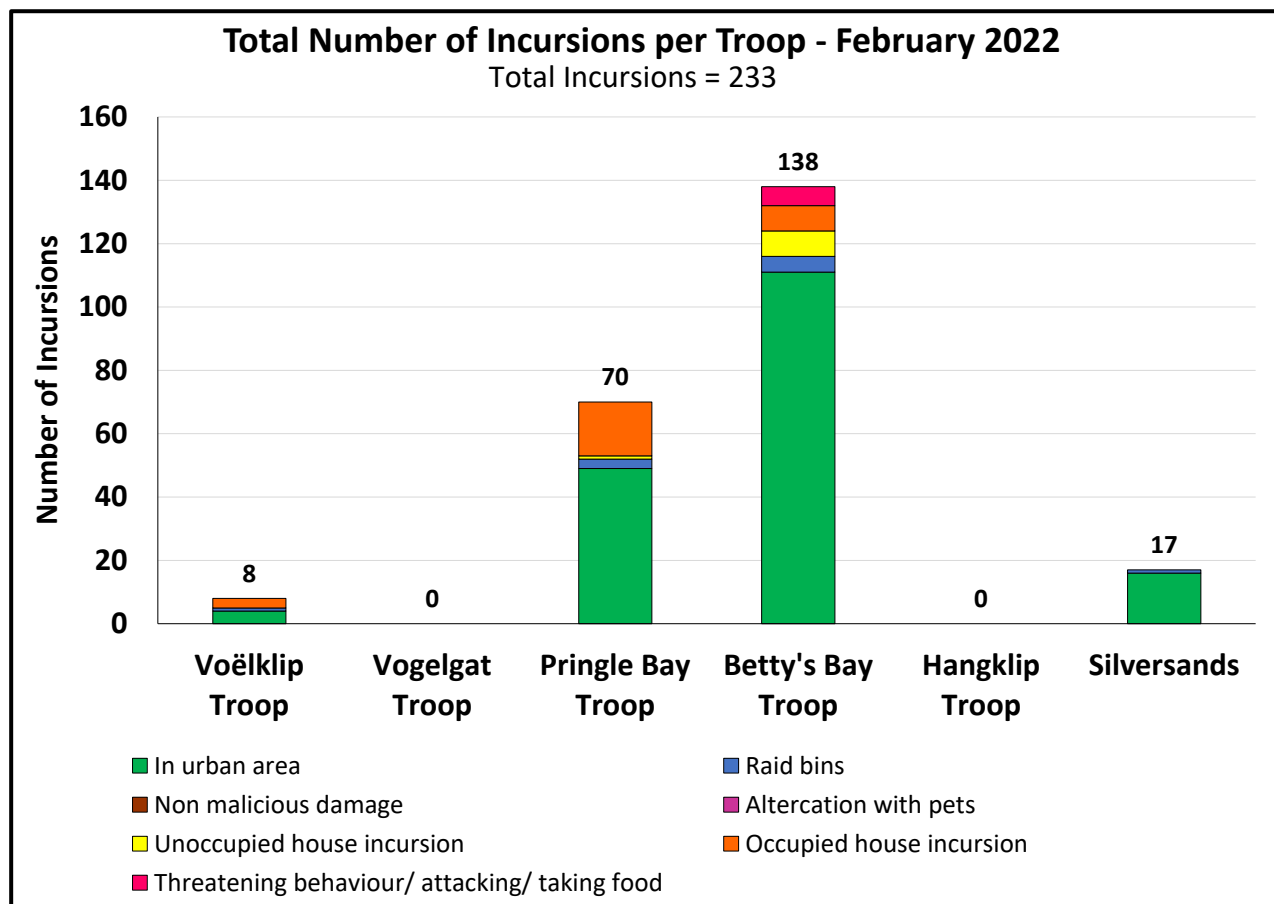


Figure 4:3: Total observed incursions per troop during February 2022. **Note:** Observed incursions are not hotline related, but are incursions observed by HWS field staff.

1.14 PERCENTAGE TIME OUT OF TOWN

In February the average time out of town by troops increased to 99.1%, an increase of 0.2% compared to the previous month. Conversely, the percentage time spent in town for individuals decreased, from 95% to 94.1%. As with last month, the increased time spent in town can mainly be attributed to individuals from the Pringle Bay Troop spending prolonged periods in the urban area. These individuals, including the

immigrant male HKM1, spent at least 109 hours in town and were present in Pringle Bay on 25 days during February. The average time spent in town was 4 hours and 45 minutes. Similarly, individuals from the Betty's Bay Troop spent 58 hours and 18 minutes in town over 26 days, with an average time in town of 2 hours and 5 minutes per day.

This is more than enough time for these baboons to meet all their daily nutritional requirements, particularly if they are eating human derived foods (HDF's), which have ten times the energy value of fynbos vegetation (Fehlmann *et al.*, 2017).

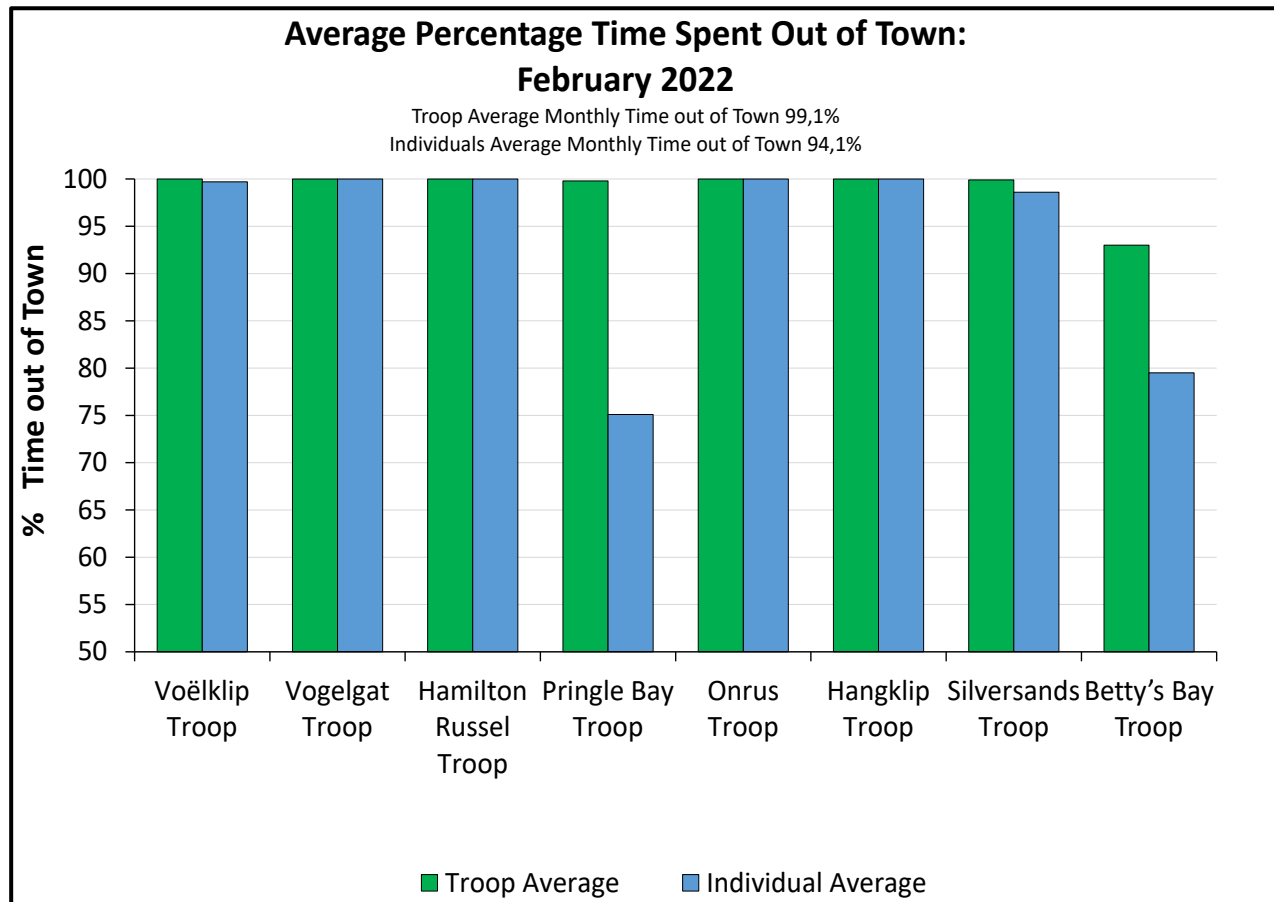


Figure 4.4: Percentage time the managed baboon troops and individuals spent out of town during February 2022.

1.15 RECOMMENDATIONS

- **Waste and recycling collection should be prioritised** to take place in the early mornings.
- All bins used in baboon effected areas should be **baboon-proof and locked**.
- Additional **baboon awareness** campaigns focused on tourists during holiday seasons would be beneficial.
- Baboon-proof bins are required throughout the western region of the Overstrand. Betty's Bay should be regarded as a high priority area because there are very few baboons proof bins in place. It is stipulated in the Overstrand Waste Management Bylaw that residents must use baboon proof bins in baboon effected areas.
- **Refuse bags** should not be left lying open on the sidewalk and easily available to baboons.
- Ripening **fruit on fruit trees** in baboon-affected areas should be harvested to remove the attractant for baboons.
- **Open vegetable gardens** should be baboon proofed.

- Residents are encouraged not to feed wildlife, including birds.
- Residents are encouraged to record and report the feeding of wildlife to the municipality, CapeNature, or to the baboon hotline (072 028 0008).

CONCLUSION

The western troops continued to be the cause of most of the human baboon conflict in the Overstrand, with 225 of the 233 recorded incursions (96.6%) being committed by the western troops, and with over half of all incursions being recorded by Betty's Bay Troop alone. It is furthermore notable, that over 93% of all assertive interactions (house raids, threatening people) were recorded by the two most habituated troops, namely the Pringle Bay and Betty's Bay Troops. In this regard, one of the two baboons most noted for assertive raids in the Betty's Bay Troop, namely BBM3, was shot and mortally wounded this month, potentially by a resident. It should be noted here that it is illegal to discharge a firearm in an urban area unless in self-defence. What effect the absence of this male will have on the rest of the troop, should become evident over the next few months.

In the eastern Overstrand, the management of the Voëlklip Troop improved even further as individuals were only able to access the urban space on two occasions this month, while the troop again did not access the urban space at all. The troop's movements remained similar to recent months as it continued to visit the vineyards northwest of town and also moved deep into Fernkloof Nature Reserve to forage.

The Vogelgat Troop continued to frequent the eastern parts of its home range, but did approach the Vogelgat river on one occasion. Although hotline calls reported baboons in the eastern avenues of the Voëlklip suburb on several occasions this month, HWS staff could not locate any baboons in the area. On one such occasion, the troop was located near the Vogelgat River the following day. Thus, the individual reported in eastern Voëlklip could either have been a dispersing male or a lone individual from the Vogelgat Troop.

The situation in Pringle Bay has continued to be challenging, with PBM2 maintaining the behaviour he exhibited during previous months. Over the course of February PBM2 made three trips away from the troop in order to obtain Human Derived Foods (HDF's) in the urban area of Pringle Bay. Fortunately, he was unable to recruit any females to join him in town, however he often associated with HKM1 who maintained a strong presence in the urban area due to his unsuccessful integration into the Pringle Bay Troop. Whilst HKM1 spent a large proportion of the month in Pringle Bay, he has to date not exhibited the level of assertive behaviour commonly practiced by PBM2, with only one recorded occupied house incursion.

Individuals of the Betty's Bay Troop were, as usual, responsible for the greatest number of incursions this month, having almost double the number of incursions of the Pringle Bay Troop. The Betty's Bay Troop continued regularly to enter the urban area, and as a troop entered Betty's Bay on 19 days during February. Access to fruiting trees in the urban area remained a great attractant to the baboons. On the positive side, however, house incursions and bin raids decreased this month, but individuals from this troop continued to steal food from residents and visitors, especially from picnickers in the Harold Porter Gardens.

REFERENCES

Fehlmann, G., O'Riain, M.J., Kerr-Smith, C., Hales, S., Luckman, A., Shepard, E.L.C., King, A.J., 2017. Extreme behavioural shifts by baboons exploiting risky, resource rich, human-modified environments. *Sci. Rep.* 7, 15057–15058. <https://doi.org/10.1038/s41598-017-14871-2>