



Photo: © Human Wildlife Solutions

**Human Wildlife Solutions**  
**Overstrand**  
**Monthly Report**  
**January 2022**

## **TABLE OF CONTENTS:**

<b>TABLE OF CONTENTS:</b> .....	<b>2</b>
<b>INTRODUCTION</b> .....	<b>3</b>
<b>OVERSTRAND EAST TROOPS</b> .....	<b>3</b>
1.1 VOËLKLIP TROOP .....	3
1.2 VOGELGAT TROOP .....	6
1.3 ONRUS TROOP .....	6
1.4 HAMILTON RUSSEL TROOP .....	6
1.5 BIRTHS, DEATHS & MIGRATIONS .....	6
<b>OVERSTRAND WEST TROOPS</b> .....	<b>7</b>
1.6 PRINGLE BAY TROOP .....	7
1.7 HANGKLIP TROOP .....	9
1.8 SILVERSANDS TROOP .....	10
1.9 BETTY'S BAY TROOP .....	12
1.10 BIRTHS, DEATHS & MIGRATIONS .....	14
<b>GENERAL COMMENTS – ALL TROOPS</b> .....	<b>15</b>
1.11 POPULATION CHARACTERISTICS .....	15
1.12 HOTLINE DATA.....	16
1.13 RECORDED INCURSIONS .....	17
1.14 PERCENTAGE TIME OUT OF TOWN.....	18
1.15 RECOMMENDATIONS .....	19
<b>CONCLUSION</b> .....	<b>20</b>

## **INTRODUCTION**

This monthly report covers the period from 1 to 31 January 2022.

The Voëlklip Troop did not enter the urban area on a single occasion this month. Although individual baboons still managed to enter the urban area the time spent in town decreased greatly. The troop spent the majority of its time foraging on natural vegetation in the Fernkloof Nature Reserve and on the neighbouring farms.

The Vogelgat, Onrus and Hamilton Russell Troops and their individuals all remained out of town for the whole of January.

The Pringle Bay Troop remained largely in the Buffelstal Nature Reserve this month and only entered the urban area briefly on one occasion. However, it proved to be a month of two halves. After initially leaving the urban area with the troop, several individuals including PBM2, PBF5 and PBF6 left the troop on the 18<sup>th</sup> of January and returned to Pringle Bay. For the rest of the month they proceeded to enter the urban area daily and were responsible for a large number of assertive incursions. Here it must be noted that PBM2 and PBF6 (a female) engaged in 21 and 15 occupied house incursions respectively. Both of these baboons individually made more occupied house raids than any of the Betty's Bay baboons. It must be noted, however, that the latter made many threatening attacks (total 10) directly at humans, whereas the Pringle Bay baboons made none. Three of these threatening incidents were committed by unidentified females.

Although the Betty's Bay Troop may have committed less occupied house raids than the Pringle Bay Troop, as a troop it was much more disruptive. The troop raided town on 24 days this month for an average time of one hour and 23 minutes per visit. As a whole this troop was also responsible for 114 hotline calls out of an Overstrand total of 139 calls during January.

## **OVERSTRAND EAST TROOPS**

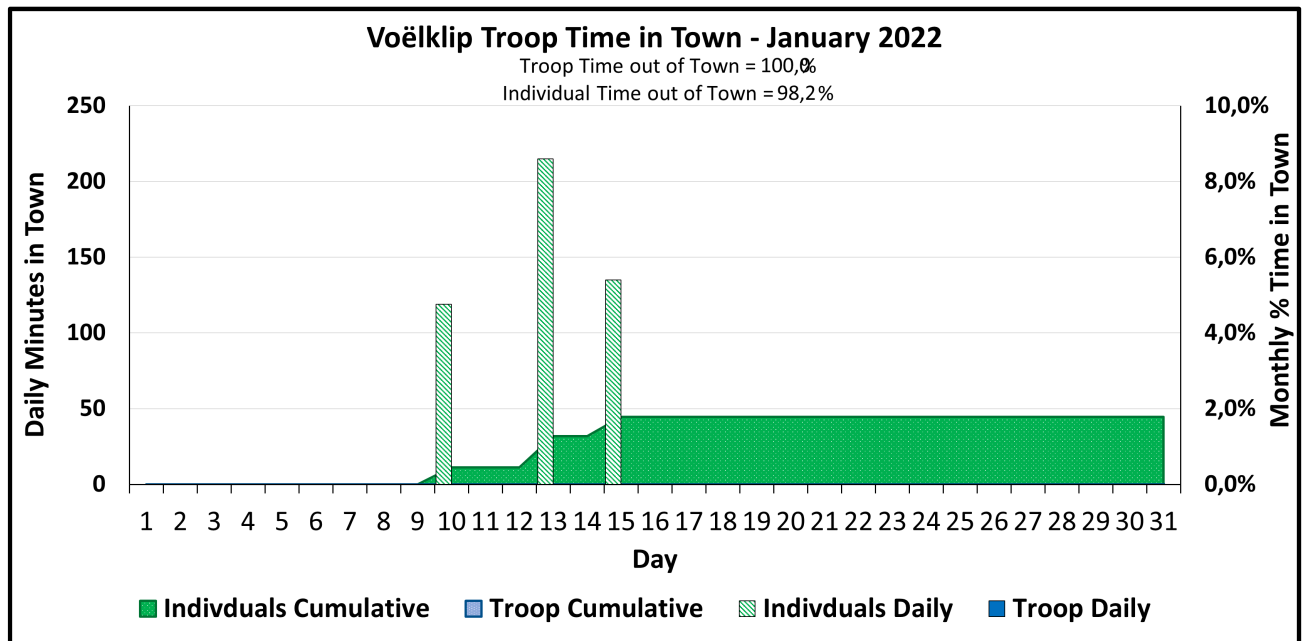
### **1.1 VOËLKLIP TROOP**

#### **1.1.1 IN TOWN STATISTICS**

- Troop time out of town improved this month to 100% during January.
- Time out of town for individuals increased to 98.2% in January.

	% Out of Town	% Up or Down from Previous Month	Days Entered	Total Time in Town	Avg Time in Town	Max Daily Time in Town	Min Daily Time in Town
<b>Troop</b>	100,0	0,9	0	00:00	00:00	00:00	00:00
<b>Individuals</b>	98,2	4,2	3	7:49	2:36	03:35	01:59

**Table 2.1:** In Town Statistics for the Voëlklip Troop for January 2022. Time is expressed in hours and minutes. Average daylength in January was 14 hours and 8 minutes.



**Figure 2.1:** Troop and individual daily (bars) and monthly (area) Time in Town by the Voëlklip Troop during January 2022.

### 1.1.2 NOTEWORTHY INCIDENTS

#### 1.1.2.1 HERMANUS HEIGHTS & GOLF COURSE

- On 10 January three adult females entered the golf course as they were steered out of town from Fir Avenue.

HWS: TROOP MONTHLY REPORT																																				
SECTOR		CLASSES OF BEHAVIOUR																																		
OVERSTRAND		1	2	3	4	5	6	7	8	9	10	11	12	13	14	15	16	17	18	19	20	21	22	23	24	25	26	27	28	29	30	31	TOTAL			
BABOON TROOP: Voëlklip																																				
MONTH: January		YEAR: 2022																																		
BABOON ID	Sex	1	2	3	4	5	6	7	8	9	10	11	12	13	14	15	16	17	18	19	20	21	22	23	24	25	26	27	28	29	30	31	TOTAL			
Troop																																				
VGM1 BLUE TAG	M													1																			1			
UNKM1	M													1		1																	2			
VKF4 YELLOW TAG	F																																			
VKF5 RED TAG	F										1					1																	2			
VKF1 GREEN TAG	F													1																			1			
VKF6 ORANGE TAG	F													1																			1			
UnID Male	M																																			
UnID Males	M																																			
UnID Females	F										1			1																			2			
UnID Female	F																																			
UnID Individuals																																				
UnID Juveniles														1		1																	2			
	%	TIME SPENT IN TOWN (Minutes)																														HRS				
Troop	0,0																																0,00			
Individuals	1,8										119			215		135																	7,82			
Roost:	AM	2	2	2	2	18	4	2	3	3	2	2	5	24	13	13	6	?	?	1	?	?	23	4	5	?	?	22	?	3	?	2	3	3		
Roost:	PM	2	?	?	?	18	4	2	3	3	18	2	23	8	13	13	10	6	?	?	1	?	?	5	4	?	?	?	22	6	?	6	?	2	3	3
Roost Sites		1 Golf Course										2 Heights Dam										3 Green Kloof														
		6 Lower Dam										7 Middle Dam										8 Upper Dam														
		11 Blaaië Kloof										12 Big Titanic/Cave										13 Small Titanic														
		16 A-Shape										17 Bos Kloof										18 Hermanus Heights														
		21 Tallie's Kloof										22 Kanonkop										23 BHB Waterfall														
		26 9th Avenue Kloof										27 Shade Rock										28 BOSKO														
ID Features of Baboons																																				
General remarks																																				

**Figure 2.2:** The Voëlklip Troop incident sheet for January 2022.

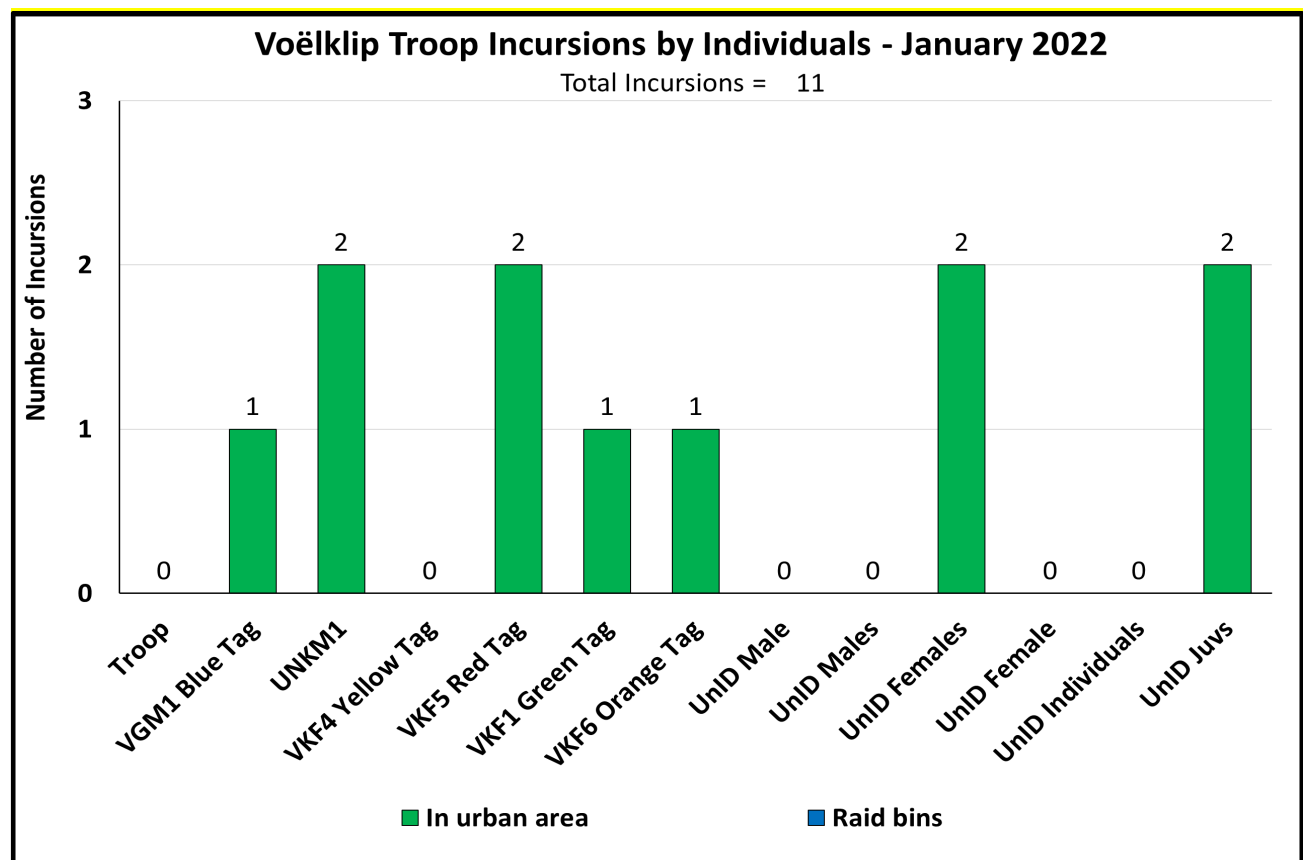


### 1.1.2.2 VOËKLIP & FERNKLOOF

- On 10 January, three adult females separated from the troop and entered town. One of the females was identified as VKF5.
- On 13 January, multiple individuals entered town. Some of these individuals got a hold of a large bag of birdseed that was left unsecured on the back porch of a house on 1<sup>st</sup> Street. The baboons tore the bag open, and birdseed was scattered across the porch and the lawn. Despite attempts to move the baboons away from the property, the baboons kept returning to eat the bird seed.
- On 15 January multiple individuals entered town around 2<sup>nd</sup> Avenue. These individuals were found foraging from a grape vine on 4<sup>th</sup> Street.

### 1.1.2.3 GENERAL

- On 15 January the troop approached the lower of the three dams in Fernkloof Nature Reserve. Multiple people were swimming at the lower dam and multiple dogs were off lead around the dam. VGM1 briefly chased an off-lead dog that was at the dam. No physical contact was made.
- VGM1 disappeared from the Voëklip Troop for multiple days towards the end of January. The last confirmed sighting of VGM1 was on 24 January. It was thought that VGM1 had dispersed from the troop as the Voëklip Troop had encountered another troop on 24 January. On 07 February, VGM1 was however seen back with the Voëklip Troop, 13 days after his last confirmed sighting.
- The troop frequently spent time in the vicinity of the Hamilton Russell Vineyards and individuals were found foraging on grapes on multiple occasions.
- An unidentified troop was observed on 24 January in a valley, NE of Hamilton Russell Vineyards. Vocalisations were also heard in the same area on 25 and 27 January. This troop was assumed to be the Hamilton Russell Troop.



**Figure 2.3:** Number of incursions by the Voëklip Troop and individuals during January 2022.

## **1.2 VOGELGAT TROOP**

### **1.2.1 IN TOWN STATISTICS**

- January is the 17th consecutive month the troop has remained 100% out of town.
- Time out of town for individuals remained at 100% for the fifth consecutive month.

### **1.2.2 NOTEWORTHY INCIDENTS**

- Individuals from the Vogelgat troop continued to enter the properties along the R43. However, no non-urban house incursions were recorded.

### **1.2.3 VIRTUAL FENCE**

- Use of the virtual fence was not required this month as the troop did not approach the urban space.

## **1.3 ONRUS TROOP**

- The Onrus Troop was not observed on a single occasion during January.

## **1.4 HAMILTON RUSSEL TROOP**

- The Hamilton Russell Troop may have been observed to the northeast of the Hamilton Russell Vineyards on 24 January, but it was not positively identified.

## **1.5 BIRTHS, DEATHS & MIGRATIONS**

- On 07 January, VKF1 and two untagged females were reported with new infants.
- On 24 January, VKF6 was reported with an infant.
- On 26 January, five infants were observed in the Voëlklip Troop. VKF1, VKF6 and three untagged females were seen carrying infants. An untagged female with an infant was reported on 07 October 2021. On 26 January a total of five infants were observed in the troop. This would include the infant born in October.

## OVERSTRAND WEST TROOPS

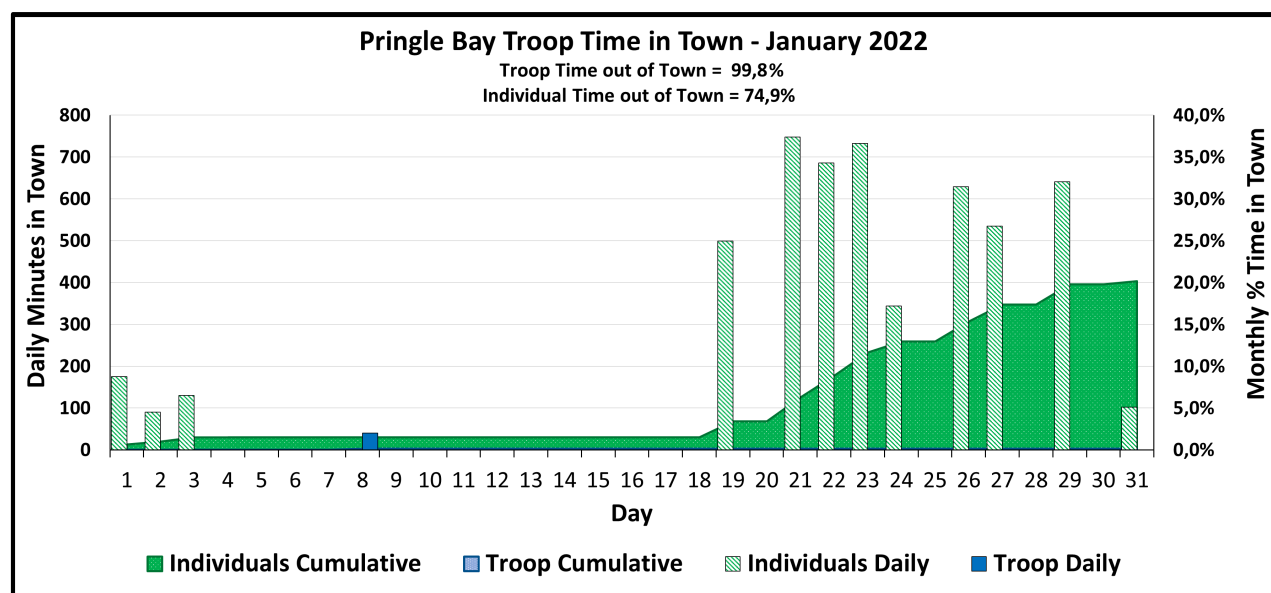
### 1.6 PRINGLE BAY TROOP

#### 1.6.1 IN TOWN STATISTICS

- The Pringle Bay Troop entered town once this month. It spent 99,8% time out of town compared to 98.5% in December.
- Time out of town by Pringle Bay Troop individuals increased to 74.9% in January compared to 73.6% last month.

	% Out of Town	% Up or Down from Previous Month	Days Entered	Total Time in Town	Avg Time in Town	Max Daily Time in Town	Min Daily Time in Town
<b>Troop</b>	99,8	1,3	1	0:40	0:40	0:40	00:40
<b>Individuals</b>	74,9	1,3	16	110:14	6:53	12:28	01:30

**Table 3.1:** In Town Statistics for the Pringle Bay Troop for January 2022. Time is expressed in hours and minutes. Average daylength in January was 14 hours and 8 minutes.



**Figure 3.1:** Troop and individual daily (bars) and monthly (area) Time in Town by the Pringle Bay Troop during January 2022.

#### 1.6.2 NOTEWORTHY INCIDENTS

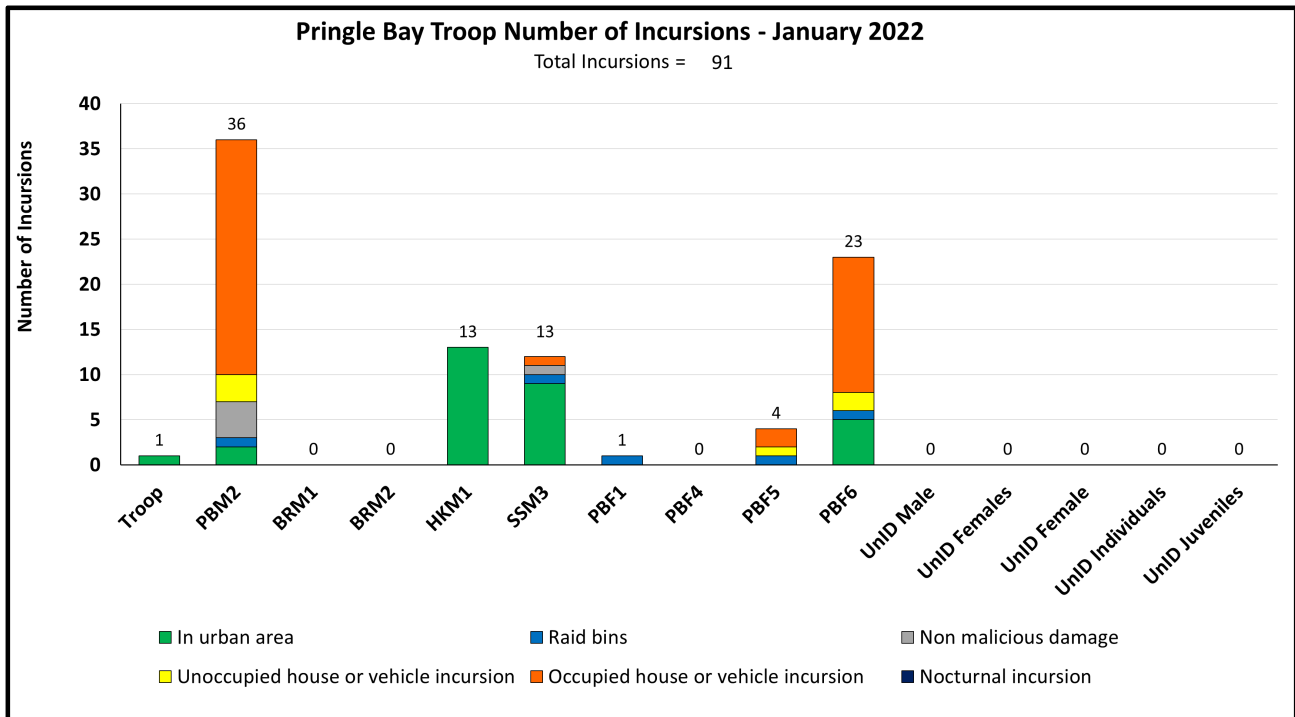
- The Pringle Bay Troop remained in the Buffelstal Nature Reserve for most of the month, often utilizing the northern part of their range around the Rooiels River valley.
- PBM2's occupied house incursions doubled this month to from 13 in December to 26 in January. These incursions included homes and businesses in Pringle Bay.

- On 3 January PBM2 left the troop and went to the Pringle Bay Village and returned to the troop on 5 January. The young sub-adult male stayed with the troop until 18 January.
- On 18 January PBM2, PBF5 and PBF6 left the Pringle Bay Troop and returned to the urban area. They stayed in and around Pringle Bay until 31 January when they returned to the Buffelstal Nature Reserve.
- The dispersing male, SSM3, did not associate with the Pringle Bay Troop this month. He did, however, spend time with individuals from the Pringle Bay Troop in the urban area.
- During this time, SSM3 made one unoccupied house incursion, one occupied house incursion, one bin raid and had one altercation with a dog.
- HKM1 was prevented by SSM3 from associating with PBF5 and PBF6. HKM1 spent his time moving around Pringle Bay village alone. No assertive raids by him were witnessed.
- Many residents in Pringle Bay regularly put out bird seed for birds. This seed was highly attractive to the baboons which specifically visited these feeding houses on a regular basis.
- Residents have been made aware of the effects of bird-feeding on baboon management.
- The Pringle Bay Troop entered the urban area on 8 January. The troop did not, however, venture far into the urban area and remained near Waldos Farm. Later that day the troop returned to the Buffelstal Nature Reserve.
- On 11 January juveniles were observed swimming in the Buffelstal Dam while the adults foraged on *Prionium serratum* (Palmiet) nearby.
- The Buffels Troop was observed in the catchment once on 15 January.
- The conflict between BRM1 and BRM2 continued during January. These two baboons also actively chased HKM1 when he was in close proximity to the troop.
- On 30 January HKM1 and SSM3 engaged in an aggressive fight. The males chased each other to the R44 where SSM3 was struck by a car and died on impact. The vehicle did not stop.

HWS: TROOP MONTHLY REPORT																																																								
SECTOR						CLASSES OF BEHAVIOUR																																																		
OVERSTRAND																																																								
BABOON TROOP:				PRINGLE BAY																																																				
MONTH: January				YEAR: 2022																																																				
BABOON ID	Sex	1	2	3	4	5	6	7	8	9	10	11	12	13	14	15	16	17	18	19	20	21	22	23	24	25	26	27	28	29	30	31	TOTAL																							
Troop								1																									1																							
BRM1	M																																1																							
PBM2	M			6	6									6							3,6,6,3,3,3	5	6,6,6	6,5,6,6,6,6,2	6,6	6	6,6,6	6,6,5,6	6,6	1	1	6	6	36																						
BRM2	M																																																							
HKM1	M																					1	1	1	1	1	1	1	1	1	1	1	13																							
SSM3	M	1																			1	5	1	2	1	1	4	6	1	1	1	1	13																							
PBF1	F																								2								1																							
PBF4	F																																																							
PBF5	F																				6	5,6	1	2	1	1	1	1	1	1	1	1	14																							
PBF6	F																				6	5,6,6	6,6	6,2	1	6,6	6,6	6,6,6,5	1	1	6,6	1	1	23																						
UnID Male																																																								
UnID Females																																																								
UnID Female																																																								
UnID Individuals																																																								
UnID Juveniles																																																								
	%	TIME SPENT IN TOWN (Minutes)																													HRS																									
Troop	0,2																														0,67																									
Individuals	25,1	175	90	130				40												499	713	748		686		732	344	590	629	535	*	641	*	102	110,23																					
Roost:	AM	23	25	14	14	14	14	14	14	?	?	9	14	14	?	12	25	14	28	12	12	?		14	13	13	14	14	20	20	20	20	?																							
Roost:	PM	25	14	14	14	14	14	18	24	14	?	14	14	18	14	23	14	28	12	28	28	28	20	14	17	14	14	20	28	20	?	?																								
Roost Sites		1 Professor											2 Hangklip											3 Axel klip											4 Pringle Peak											5 Lemoenkop										
		6 Panel Beaters											7 Valley											8 Stink Kop											9 Waldos Farm SS1											10 Waldos Farm SS2										
		11 Pieter's											12 Boulders											13 Buffels Dam 1											14 Buffels Dam 2											15 Buffels Dam 3										
		16 Panel Beaters											17 Concrete House											18 Gullies											19 Rooiels 1											20 River Ridge										
		21 Mountain Top											22 Rooiels 2											23 Quarry SS											24 Groot Sloop SS											25 Waterworks										
		26 Pringle Bay Urban Area											27 Rooiels Estuary											28 Upper Rooiels River											29 Rooielsberg											? Unknown										
ID Features of Baboons																																																								
General remarks		Please note that the numbers in red indicate non-urban raids or incursions. * indicates individuals were seen in town but were not seen entering and/or leaving. These data were therefore estimated.																																																						

**Figure 3.2:** The Pringle Bay Troop incident sheet for January. Note: SSM3's data was included here with the Pringle Bay Troop because he no longer associated at all with his original Silversands Troop. The asterisk allocated to individual time in town indicates that those individuals were seen in town but were not seen entering and/or leaving. These data were therefore estimated.





**Figure 3.3:** Number of incursions for the Pringle Bay Troop and individuals during January 2022.

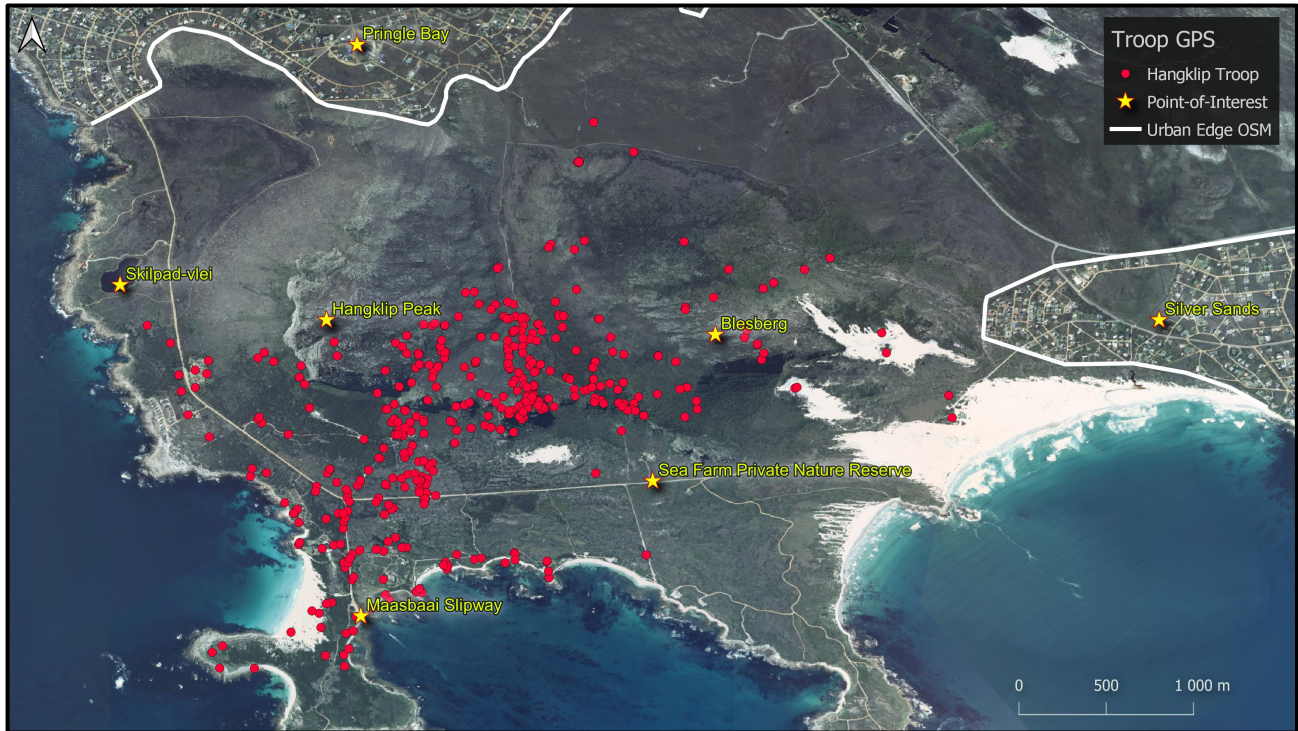
## 1.7 HANGKLIP TROOP

### 1.7.1 IN TOWN STATISTICS

- January is the fourth consecutive month that no time in town was recorded for the Hangklip Troop or individuals.

### 1.7.2 NOTEWORTHY INCIDENTS

- HKM1 remained in the Pringle Bay area during January associating with Pringle Bay troop members. He has clearly dispersed from the Hangklip Troop although he is not accepted by the adult males in the Pringle Bay Troop.
- The troop utilised their natural home range between Pringle Bay Village and Sea Farm Private Nature reserve.
- There were no raids recorded for the Hangklip Troop in January.



**Figure 3.4:** GPS locations of HKM3 in the Hangklip Troop as determined by the GPS collar during January 2022.

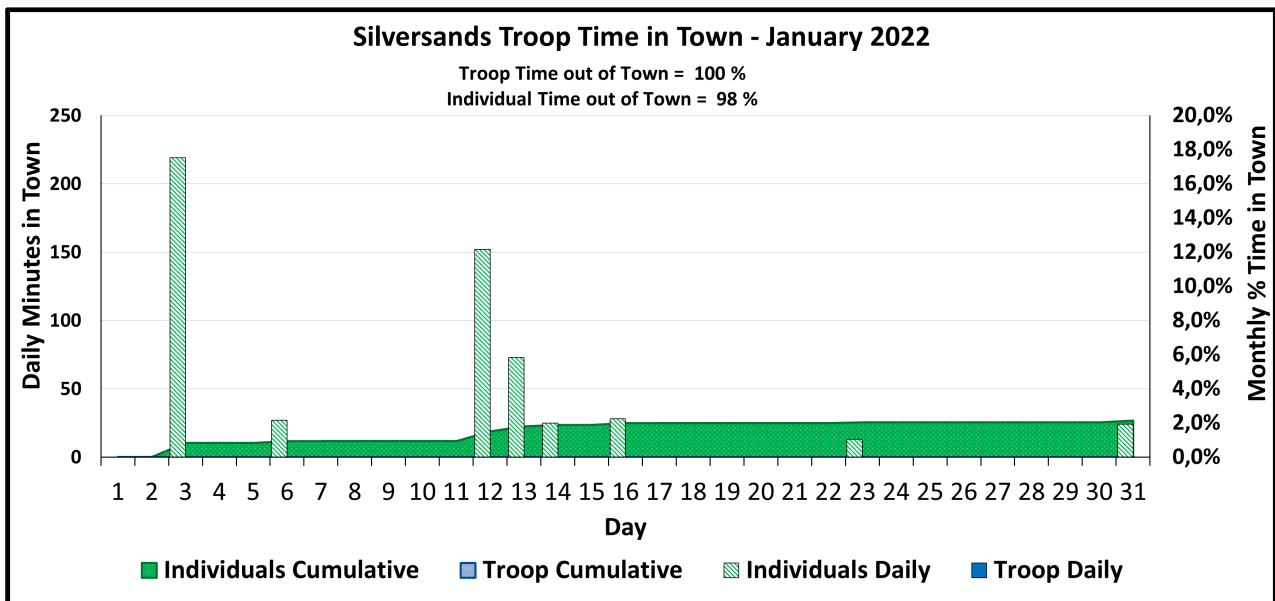
## 1.8 SILVERSANDS TROOP

### 1.8.1 IN TOWN STATISTICS

- The troop spent 100% of its time out of town this month.
- Time out of town by individuals increased to 98% this month compared to 96.6% last month.

	% Out of Town	% Up or Down from Previous Month	Days Entered	Total Time in Town	Avg Time in Town	Max Daily Time in Town	Min Daily Time in Town
<b>Troop</b>	100,0	0,1	0	00:00	00:00	00:00	00:00
<b>Individuals</b>	98,0	1,4	11	9:21	0:51	03:39	00:13

**Table 3.2:** In Town Statistics for the Silversands Troop for January 2022. January 2021. Time is expressed in hours and minutes. Average daylength in January was 14 hours and 8 minutes.

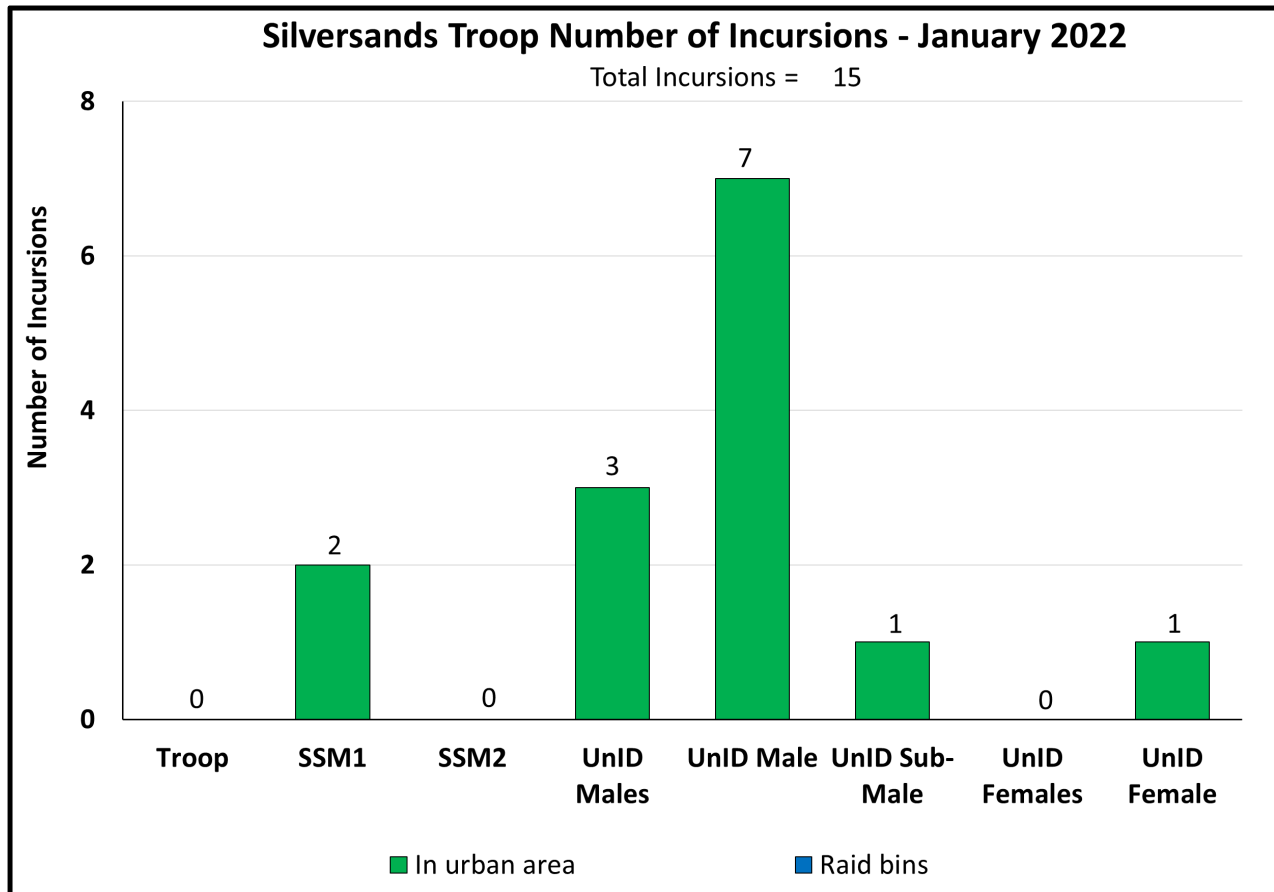


**Figure 3.5:** Troop and individual daily (bars) and monthly (area) Time in Town by the Silversands Troop during January 2022.

### 1.8.2 NOTEWORTHY INCIDENTS

- There were overall improvements observed in the behaviour of the troop this month. The troop did not enter the town at all, and individuals entered on 11 days compared to 13 days in December.
- The Silversands Troop was observed utilizing the natural areas between Brodie Link Nature Reserve and Sea Farm Private Nature Reserve.
- No assertive incursions were witnessed this month.

HWS: TROOP MONTHLY REPORT																																		
SECTOR							CLASSES OF BEHAVIOUR																											
OVERSTRAND							1	In urban area							4	Attacking pets							7	Threatening behaviour/ attacking/ stealing food										
BABOON TROOP:				Silversands			2	Raid bins							5	Unoccupied house or vehicle incursion							8	Breaking &Entering/Damaging property										
MONTH: January				YEAR: 2022			3	Non malicious damage							6	Occupied house or vehicle incursion							9	Nocturnal incursion										
BABOON ID		Sex	1	2	3	4	5	6	7	8	9	10	11	12	13	14	15	16	17	18	19	20	21	22	23	24	25	26	27	28	29	30	31	TOTAL
Troop																																		
SSM1 (short tail)		M			1																	1												2
SSM2		M																																
UnID Males		M			1			1																			1							3
UnID Male		M				1							1			1		1				1			1							1	7	
UnID Sub-Male		M			1																												1	
UnID Females		F																																
UnID Female		F			1																												1	
UnID Individuals														1																			1	
UnID Juveniles																																		
		%	TIME SPENT IN TOWN (Minutes)																													HRS		
Troop		0.0																															0.00	
Individuals		2.0			219	*		27						152	73	25		28				*			13		*					24	8.95	
Roost:		AM	?	?	?	?	?	?	?	?	?	?	?	?	?	?	?	?	?	?	?	?	?	?	?	?	?	?	?	?	?	?	?	
Roost:		PM	?	?	?	?	?	?	?	?	?	?	?	?	?	?	?	?	?	?	?	?	?	?	?	?	?	?	?	?	?	?	?	
Roost Sites							?																		Unknown		?		3		4		5	
							6																		7		8		9		10			
							11																		12		13		14		15			
							16																		17		18		19		20			
							21																		22		23		24		25			
							26																		27		28							
ID Features of Baboons																																		
General remarks							Please note that numbers in red indicate non-urban raids or incursions. * indicates individuals were seen in town but were not seen entering and/or leaving. These data were therefore estimated.																											



**Figure 3.7:** Number of incursions by the Silversands Troop and individuals during January 2022.

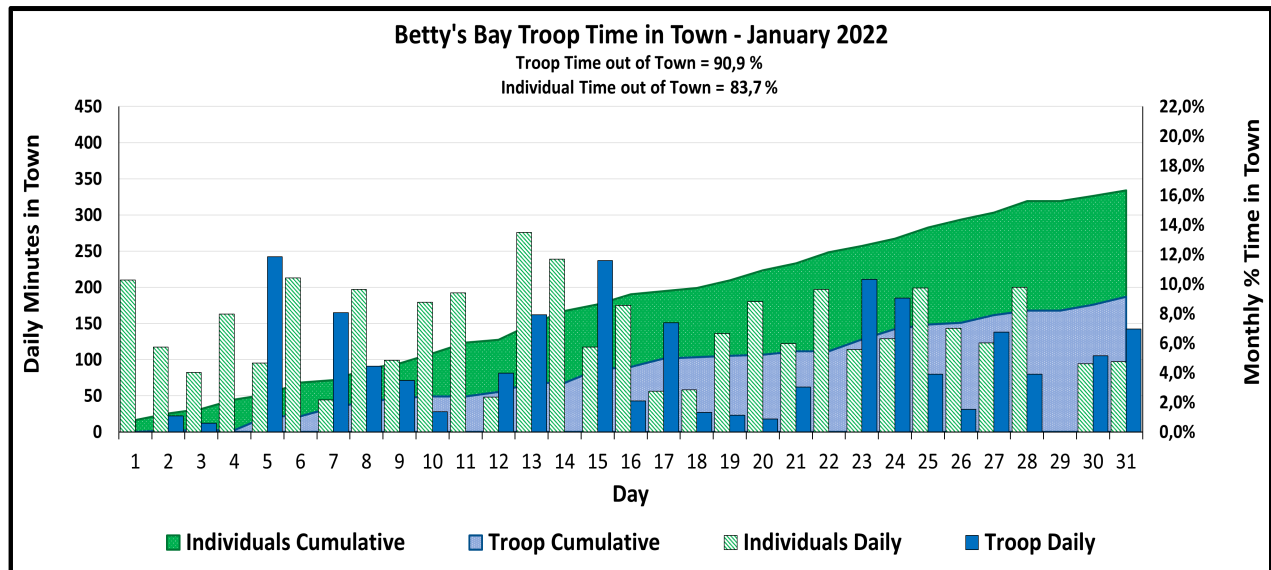
## 1.9 BETTY'S BAY TROOP

### 1.9.1 IN TOWN STATISTICS

- Troop time out of town declined to 90.9% this month compared to 93% time out of town during December.
- Individual baboons time out of town increased to 83.7% compared to 79.5% during December.

	% Out of Town	% Up or Down from Previous Month	Days Entered	Total Time in Town	Avg Time in Town	Max Daily Time in Town	Min Daily Time in Town
<b>Troop</b>	90,9	-2,1	24	40:07	1:40	4:02	00:12
<b>Individuals</b>	83,7	4,2	30	71:34	2:23	4:36	00:44

**Table 3.3:** In Town Statistics for the Betty's Bay Troop for January 2022. Time is expressed in hours and minutes. Average daylength in January was 14 hours and 8 minutes.



**Figure 3.8:** Troop and individual daily (bars) and monthly (area) Time in Town by the Betty's Bay Troop during January 2022.

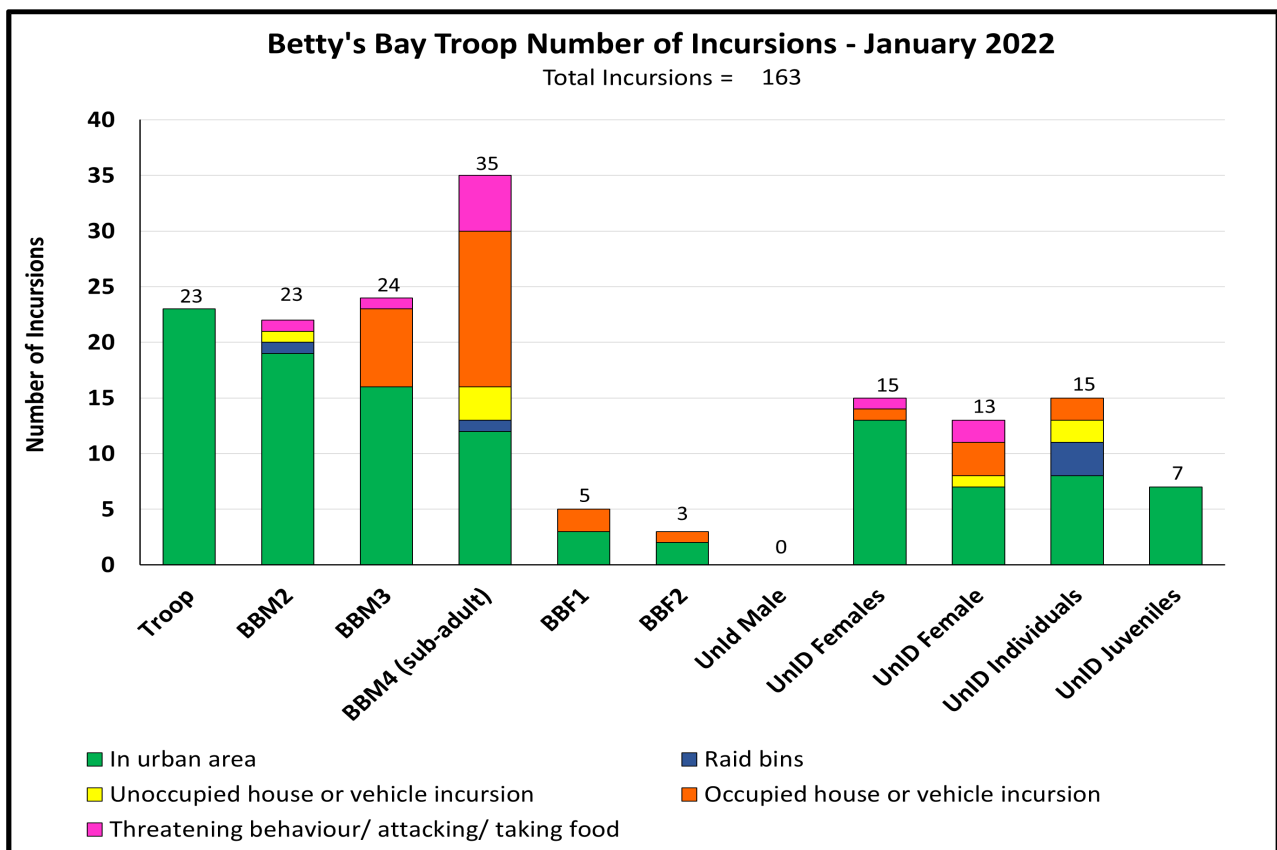
### 1.9.2 NOTEWORTHY INCIDENTS

- There was a significant decrease in bin raids this month, with five bin raids recorded compared to 16 during December. Total incursions also decreased from 182 last month to 163 in January.
- BBM4 continued to enter the urban area and has become a highly assertive habitual raider. The baboon was responsible for 14 occupied and three unoccupied house raids. BBM4 was also observed running directly at HPG staff in the Harold Porter Botanical Gardens or at HWS staff on five different occasions this month.
- Eighty-two incursions were recorded for BBM2, BBM3 and BBM4, these males recorded 23, 24 and 35 incursions respectively.
- Flowering *Leucospermum spp* (pincushions) as well as fruiting *Harpephyllum caffrum* (wild plum) in town also provided easy access to food in the urban area. The troop spent long periods of time foraging in the greenbelts and gardens after entering town.
- Occupied house incursions also increased from 25 in December up to 30 this month. Most of these incursions were made by BBM3 (7 incursions) and BBM4 (12 incursions).
- Picnickers in Harold Porter Gardens were targeted on five different occasions and the restaurant was targeted once this month. All incidents resulted in theft of human derived foods (HDF's).
- As indicated in the previous monthly reports, Betty's Bay residents have continued to provide bird seed in their gardens. Bird seed is a very powerful attractant to mammals, particularly rodents and baboons.



HWS: TROOP MONTHLY REPORT																																							
SECTOR						CLASSES OF BEHAVIOUR																																	
OVERSTRAND						1	In urban area										4	Altercation with pets										7	Threatening behaviour/ attacking/ stealing food										
BABOON TROOP:					BETTY'S BAY	2	Raid bins										5	Unoccupied house or vehicle incursion										8	Breaking &Entering/Damaging property										
MONTH: January						YEAR: 2022	3	Non malicious damage										6	Occupied house or vehicle incursion										9	Nocturnal incursion									
BABOON ID		Sex	1	2	3	4	5	6	7	8	9	10	11	12	13	14	15	16	17	18	19	20	21	22	23	24	25	26	27	28	29	30	31	TOTAL					
Troop				1	1		5	6	1	1	1	1		1	1		1	1	1	1	1	1	1	1	1	1	1	1	1	1		1	1	24					
BBM2		M	1	1			5,7	1	1		1			2	1	1	1	1	1	1		1	1	1	1	1	3	1	1			1	1	23					
BBM3		M	1	1				1	6,7	1	1	1	1	1	6	1	1	1		1		1	6	1		6	6	6	1	6		1		24					
BBM4 (sub-adult)		M	6	1	6,6,7	5,6	6	1	7	6	6	1	1	7,7	1,2	1,6	7,6	6	1			6	1	1		6,6	1	1	5,5	1			6	35					
BBF1		F								6	1									1						6	1							5					
BBF2		F																							6	1	1							3					
Unid Male		M																																					
Unid Females		F	1	1			1	1					1		1		7		1	1			1		1	6	1			1				15					
Unid Female		F					7		7	5			1,1			1	6		1			1			1					6,6		1	13						
Unid Individuals			1	2,2	2			1	1			1,6		1			1	1		1	5			5			6							15					
Unid Juveniles										1								1	1					1	1	1						1	7						
		%	TIME SPENT IN TOWN (Minutes)																														HRS						
Troop		9,1	22	12		242	165	91	71	28		81	162	237	43	151	27	23	18	62		211	185	80	31	138	80		105	142	37,75								
Individuals		16,3	210	117	82	163	95	213	44	197	99	179	192	48	276	239	117	175	56	58	136	180	122	197	114	129	199	143	123	200	94	97	69,95						
Roost:		AM	1	18	8	2	2	1	2	2	1	1	17	10	2	1	1,2	11	2	1	17	1	4	1	2	2	5	5	1	11	5	18	6						
Roost:		PM	1	10	1	1	1	2	2	1	1	17	10	1	2	1,2	1,11	12	1,11	17,1	1	2	1	1	2	5	5	1	11	5	18	6	2						
Roost Sites		1 Disa Kloof											2 Leopold Kloof										3 Leopold Kloof Lower					4 Leopold Kloof Upper					5 Sunny Seas						
		6 Sunny Seas West											7 Sunny Seas East										8 Bass Lake					9 Bass Lake West					10 Bass Lake East						
		11 Jocks Bay											12 Zigzag										13 Church					14 Kleinmond Lookout					15 Kopje						
		16 Caltex											17 Waterfall										18 Unknown					19 Harold Porter Gardens					20 Palmiet						
		21 Kasteel Kop											22 Pimples										23 Isaacs River Kloof					24 Jean's Hill					25 Heuningklip						
		26 Sandown Peak											27 Three Sisters										28																
ID Features of Baboons																																							
General remarks		Please note that numbers in red indicate non-urban raids or incursions.																																					

**Figure 3.9:** The Betty's Bay Troop incident sheet for January 2022.



**Figure 3.10:** Number of incursions by the Betty's Bay Troop and individuals during January 2022.

## 1.10 BIRTHS, DEATHS & MIGRATIONS

- One birth was recorded in the Bettys Bay troop this month.
- One death was recorded this month - SSM3.
- No new migrations in the western region this month.

## GENERAL COMMENTS – ALL TROOPS

### 1.11 POPULATION CHARACTERISTICS

Five births and one death were recorded this month. Four new infants were observed present in the Voëlklip Troop this month. VKF1 and VKF6 as well as two untagged females were seen carrying infants. No deaths were recorded in the Eastern Overstrand troops.

One birth was recorded in the Betty's Bay Troop during January. This brings the total of births since HWS started managing this troop to seven. There have been no deaths in the troop during this period, apart from the Euthanasia of BBM1 in September 2021. One death was recorded in the Pringle Bay Troop this month. SSM3, a dispersing male which was attempting to join the Pringle Bay Troop was killed by a vehicle on the R44 while he was interacting with HKM1 – another dispersing male that has been attempting to join the Pringle Bay Troop since October 2021. SSM3 had dispersed from the Silversands Troop during December and was attempting to join the Pringle Bay Troop. He regularly associated with Pringle Bay Troop individuals while they were in town but was always chased away from the troop by the resident males when he approached the troop in the Buffelstal Nature Reserve.

Troop	October 2019	June 2020	June 2021	January 2022			Total observed Births (1 July 2021 to 31 January 2022)	Total observed Deaths (1 July 2021 to 31 January 2022)	Total observed Migrations (1 July 2021 to 31 January 2022)
				Births	Deaths	Emigration / Immigration			
Voëlklip	29	29	27	4	0	0	5	0	-1
Vogelgat	N/A	22*	29	0	0	0	1	2	0
Onrus	N/A	N/A	25**	0	0	0	0	1	0
Hamilton Russel	N/A	N/A	21**	0	0	0	0	0	0
Pringle Bay	16	16	17	0	1	+1	0	4	+1
Betty's Bay	N/A	19	20	1	0	0	6	1	0
Hangklip	N/A	N/A	30	0	0	0	0	1	-1
Silversands	N/A	N/A	43	0	0	0	0	0	-1
<b>Total</b>	<b>45</b>	<b>64</b>	<b>166</b>	<b>5</b>	<b>1</b>	<b>1</b>	<b>12</b>	<b>9</b>	<b>-2</b>

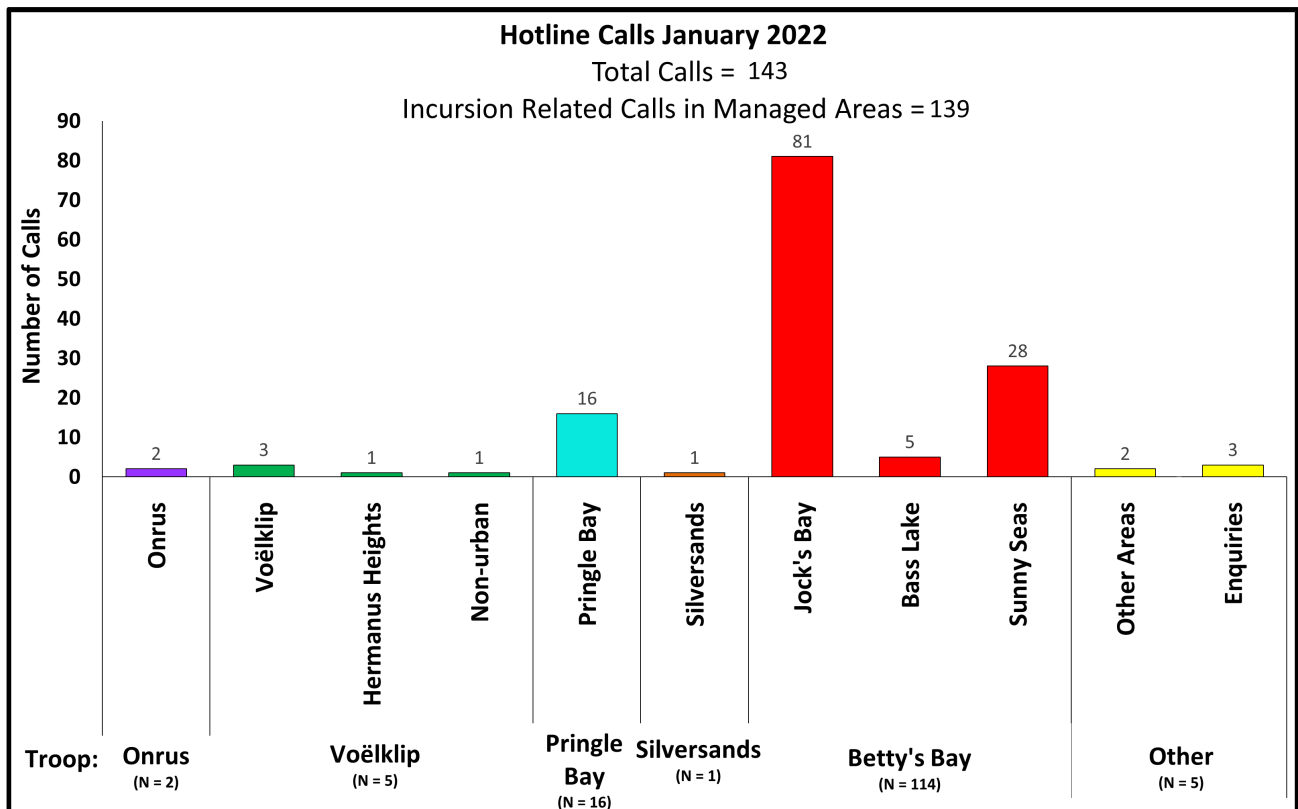
**Table 4.1:** Population data for the managed troops in the Overstrand in January 2022. Emigration /Immigration figures show animal movements between troops. \*Vogelgat Troop was first counted in December 2020. \*\*Hamilton Russel and Onrus troop sizes are estimated, because they were not seen enough to get an accurate count.

Deaths	2019/20 (October - June)	2020/21 (July - June)	2021/22 (July 2021 - January 2022)	January 2022	TOTAL (since October 2019)
Management	3	0	1	0	4
Human Induced (HID)	1	2	3	1	6
<i>Direct *</i>	1	2	2	1	5
<i>Indirect **</i>	0	0	1	0	1
Natural	2	7	4	0	13
Unknown	0	0	1	0	1
<b>TOTAL DEATHS</b>	<b>6</b>	<b>9</b>	<b>9</b>	<b>1</b>	<b>24</b>

**Table 4.2:** Causes of baboon deaths since October 2019; \*Deaths caused directly by humans, such as motor vehicle accidents, shooting, poisoning and dogs. \*\*Deaths caused indirectly by humans such as electrocutions and fire.

## 1.12 HOTLINE DATA

Incursion related hotline calls increased this month to 139 (from 122). Almost all of these calls came from Betty's Bay which nearly doubled from 63 to 114 in January. The majority (81) of these calls came from Jocks Bay. This is not unusual as some of the favourite sleepsites of the Betty's Bay Troop are located in Disa Kloof and Leopard Kloof. As a result, when the troop enters or leaves town via the Harold Porter Gardens they regularly go through Jocks Bay at the beginning or end of each day.

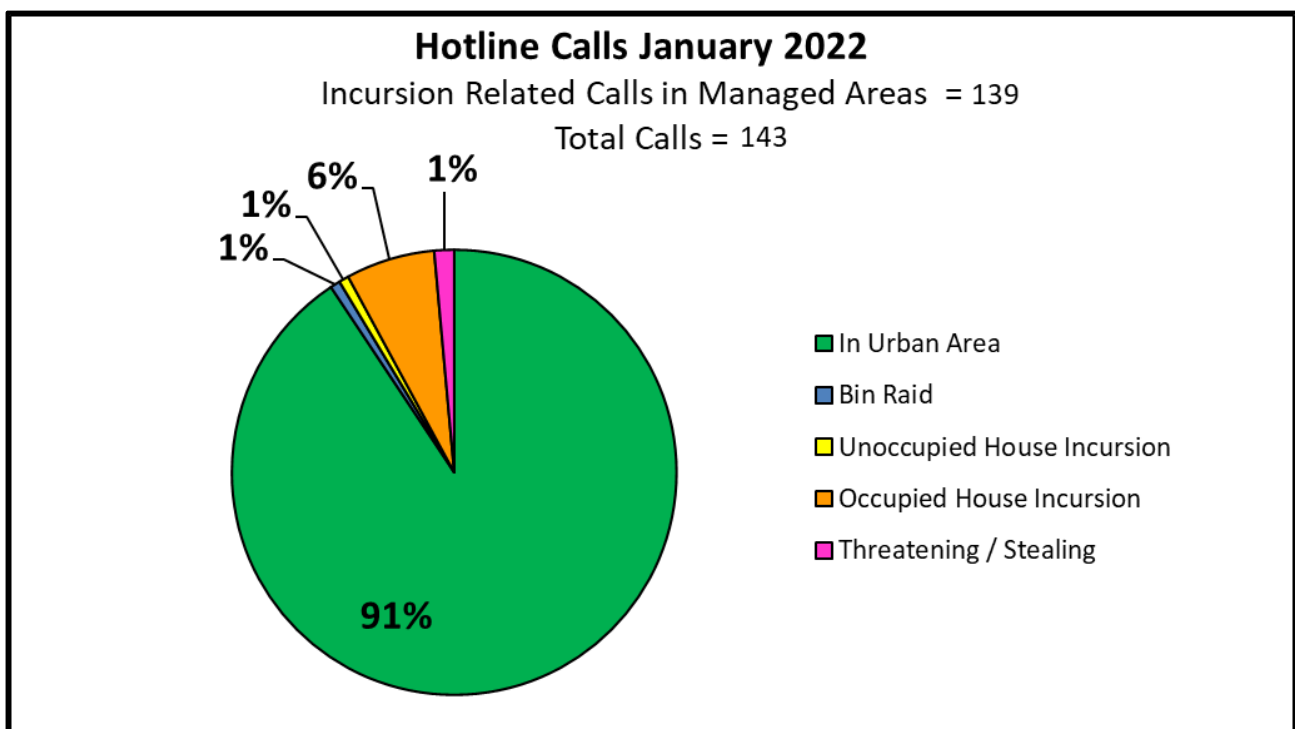


**Figure 4.1:** Hotline calls in baboon affected areas for January 2022. Incursion related hotline calls are calls reporting managed baboons in urban areas. Managed areas are those areas in which baboon troops are known to occur and are actively managed. 'Other Areas' represent those areas beyond the urban edge or the range of managed baboons.

It should be noted here that hotline calls are not only physical calls to the HWS phone number, but also include group messages (reporting baboon incursions) between residents which have included the HWS number on their groups. This also explains why there has been a sudden increase in ‘hotline calls’ from Betty’s Bay.

By contrast, there was an unusually low number of calls (5) from Hermanus this month. This is not surprising because the troop remained out of town for the whole month and individuals were only recorded in town on three occasions.

Overall, the majority of calls this month again reported the presence of baboons in the urban area, with a reduction in the proportion of calls reporting occupied incursions by baboons into homes. This is likely directly related to the holiday period ending and residents returning to work.

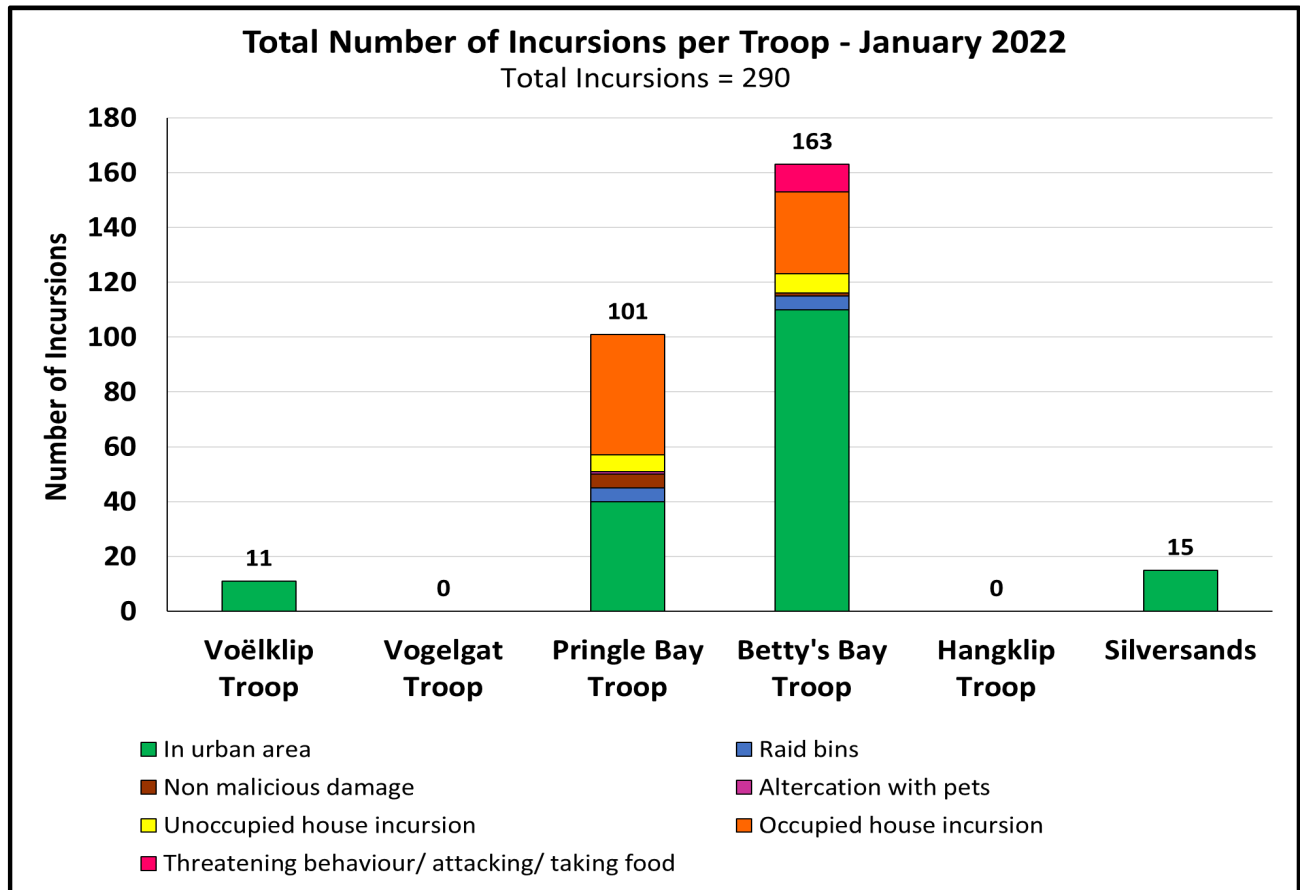


**Figure 4.2:** Composition of incursion-related hotline calls during January 2022. **Note:** This chart represents the composition of hotline calls, not the composition of known incursions by baboons.

### 1.13 RECORDED INCURSIONS

This month the total number of incursions recorded for all the managed troops was 290. The most notable feature of all these incursions, was that 264 (91%) of them were made by just two troops (Pringle Bay and Betty’s Bay). In contrast, it is remarkable that the Voëlklip Troop, the troop which provided the original motivation to start the baboon management programme, made only 11 (3.8%) incursions and all of them were simply records of baboons being in town.

The contrast between the majority of troops in the Overstrand, and the Betty’s Bay and Pringle Bay Troops is astounding. All the other troops combined made only 26 incursions into the urban areas, and none of these incursions were at all assertive. The Pringle Bay Troop recorded 101 incursions, of which 48 were assertive raids into people’s homes or businesses. The Betty’s Bay Troop recorded 163 incursions, of which 50 were assertive including ten where the baboons directly challenged or threatened humans.

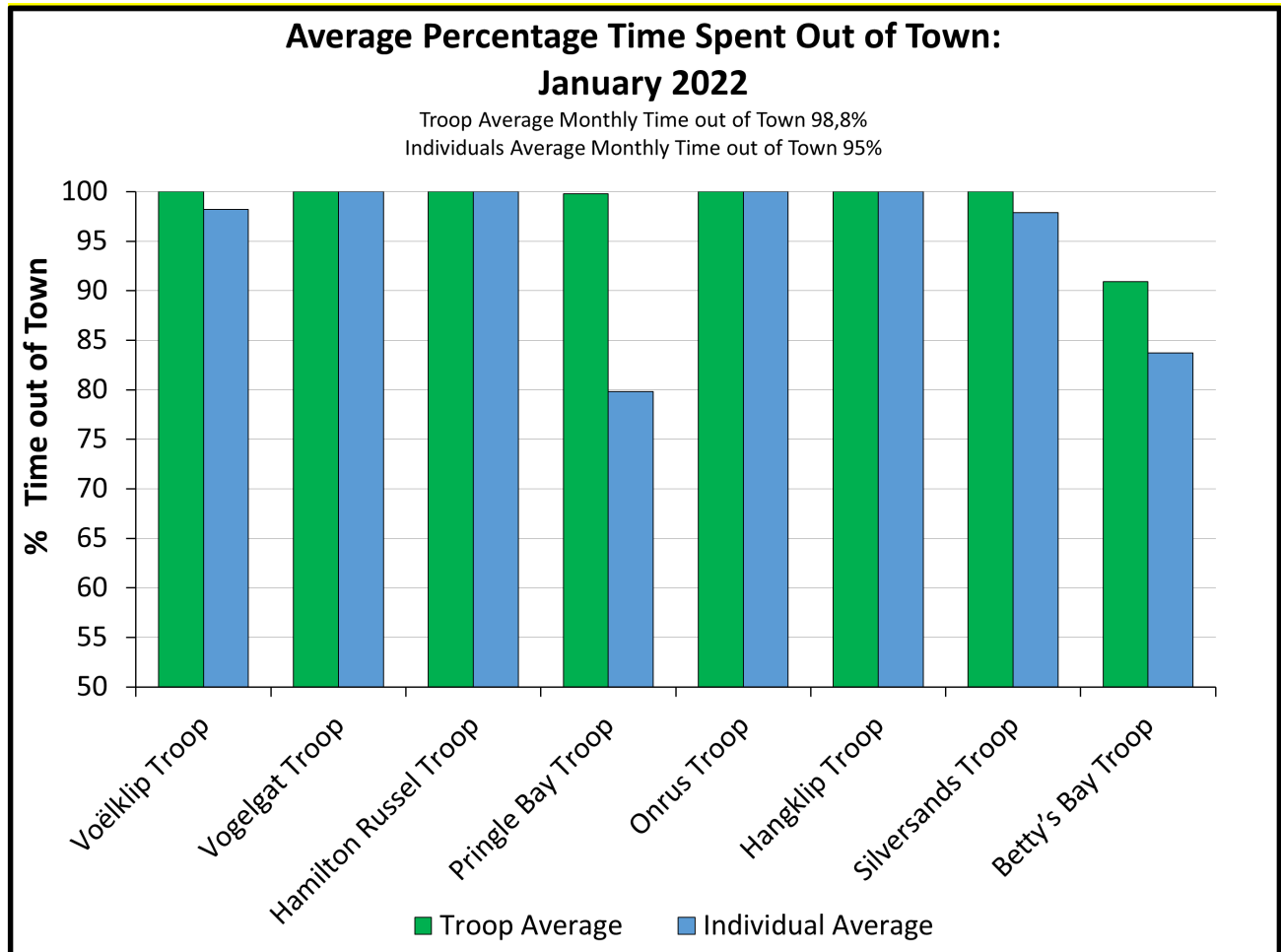


**Figure 4:3:** Total observed incursions per troop during January 2022. Note: Observed incursions are not hotline related, but are incursions observed by HWS field staff.

### 1.14 PERCENTAGE TIME OUT OF TOWN

In January the average time out of town by troops remained unchanged at a very satisfactory 98.8% month. The average time out of town by individuals increased to 95% in January. This was mostly due to an increased time out of town by individuals from the Pringle Bay Troop (4.2% increase). At first glance, this might sound like a credible increase in time out of town. However, a careful look at the actual days and hours spent in town by individuals in this troop, tells a very different story. Individuals in the Pringle Bay Troop were present in Pringle Bay on 16 days. During those 16 days they spent 110 hours in town at an average of 6 hours and 53 min per day in town! The Betty's Bay Troop individuals went into the urban area on 30 of the 31 days in January and averaged 2 hours and 23 minutes per day in town. This is more than enough time for these baboons to meet all their daily nutritional requirements, particularly if they are eating human derived foods (HDF's) which have ten times the energy value of normal fynbos.





**Figure 4.4:** Percentage time the managed baboon troops and individuals spent out of town during January 2022.

### 1.15 RECOMMENDATIONS

- **Waste and recycling collection should be prioritised** to take place in the early mornings.
- All bins used in baboon effected areas should be **baboon-proof and locked**.
- Additional **baboon awareness** campaigns focused on tourists during holiday seasons would be beneficial.
- Baboon-proof bins are required throughout the western region of the Overstrand. Betty's Bay should be regarded as a high priority area because there are very few baboons proof bins in place. It is stipulated in the Overstrand Waste Management Bylaw that residents must use baboon proof bins in baboon effected areas.
- **Refuse bags** should not be left lying open on the sidewalk, easily available to baboons.
- Ripening **fruit on fruit trees** in baboon-affected areas should be harvested to remove the attractant for baboons.
- **Open vegetable gardens** should be baboon proofed.
- Residents are encouraged not to feed wildlife, including birds.
- Residents are encouraged to record and report the feeding of wildlife to the municipality, CapeNature, or to the baboon hotline (072 028 0008).

## **CONCLUSION**

In January the western troops continued to be the cause of most of the human baboon conflict in the Overstrand, with 279 of the 290 recorded incursions by being committed by the western troops (particularly the Pringle Bay and Betty's Bay Troops). In the eastern Overstrand the management of the Voëlklip Troop continued to improve as individuals spent less time in the urban area, and no entries were recorded for the troop. This is likely due to a combination of factors. Attractants such as the ripening grapes in the vineyards and pine nuts in the trees to the northwest of town acted as attractants pulling the troop away from the urban edge. Furthermore, the continued implementation of the Virtual Fence near the urban edge also discouraged the troop from attempting to enter the urban area. The troop was noted frequently to forage on natural vegetation in Fernkloof Nature Reserve and the neighbouring farms, and often moved deeper into Fernkloof Nature Reserve behind Kanonkop and Adder Ladder where edible vegetation was abundant.

Since the death of VGM2 in August the behaviour of the Vogelgat Troop has continued to be greatly improved. This is most notable from the fact that there have been no reported incidents of individuals raiding properties between the R43 and the lagoon. The troop and individuals have also remained 100% out of town. The troop has continued mainly to make use of the eastern part of its home range. No hotline calls were received for this troop this month, even from properties along the R43 and no further backpacks belonging to roadworkers were stolen by baboons.

This month the young Pringle Bay sub-adult male, PBM2, continued to go back and forth between his troop in the Buffelstal Nature Reserve and Pringle Bay Village where the two dispersing males HKM3 and SSM3 were regular visitors / residents. On 19 January PBM2 returned to Pringle Bay, taking two young females, PBF5 and PBF6, with him. These baboons immediately resumed their highly assertive raiding behaviour, with PBM2 and PBF6 committing 41 occupied house raids between them over the next 12 days. It is most concerning that PBF6 learnt very quickly from PBM2 and became a fearless assertive raider, committing 15 occupied house incursions (i.e. the residents were at home and inside when the raid occurred) in just 12 days. It is also of great concern that PBF6 has learnt her raiding behaviour from a young sub-adult male, not very much bigger than a female. The fact that PBF5 and PBF6 left their troop and went with a sub-adult male to join to two dispersing adult males in Pringle Bay is even more concerning. These individuals are showing all the signs of forming a new splinter troop which will become resident with Pringle Bay in the middle of their very small home range.

The Betty's Bay troop continued to show the same behavioural patterns as during previous months. Even though individual time out of town increased this month, this troop made 163 incursions with half coming from the three adult males. The most notable differences between the Pringle Bay and Betty's Bay Troops this month were firstly that only a few individuals from the Pringle Bay Troop raided the urban area, while most of the troop stayed 100% out of town. In contrast, the whole Betty's Bay Troop raided regularly, and were also much more aggressive. Ten incidents of baboons charging, or challenging humans were recorded by the Betty's Bay Troop, with half of these being made by the sub-adult male BBM4. It is notable however that three incidents of baboons threatening humans or stealing food directly from them, were made by females. With this troop spending the most time in town and making the most raids, it has definitely regressed the most in terms of baboon management. The troop has quickly learned that they are no longer being hit by paintballs (as a result of the moratorium imposed by the Municipality), and even juveniles are getting more assertive and running past or ignoring the HWS rangers.