



Photo © Human Wildlife Solutions

Human Wildlife Solutions

Overstrand

Monthly Report

December 2021

TABLE OF CONTENTS:

1	INTRODUCTION	3
2	OVERSTRAND EAST TROOPS	4
2.1	VOËLKLIP TROOP	4
2.2	VOGELGAT TROOP.....	7
2.3	ONRUS TROOP	7
2.4	HAMILTON RUSSEL TROOP	7
2.5	BIRTHS, DEATHS & MIGRATIONS	7
3	OVERSTRAND WEST TROOPS.....	8
3.1	PRINGLE BAY TROOP	8
3.2	HANGKLIP TROOP.....	11
3.3	SILVERSANDS TROOP.....	12
3.4	BETTY’S BAY TROOP	14
3.5	BIRTHS, DEATHS & MIGRATIONS	16
4	GENERAL COMMENTS – ALL TROOPS	16
4.1	POPULATION CHARACTERISTICS.....	16
4.2	HOTLINE DATA	17
4.3	RECORDED INCURSIONS	19
4.4	PERCENTAGE TIME OUT OF TOWN	20
4.5	RECOMMENDATIONS	21
5	CONCLUSION	21

1 INTRODUCTION

This monthly report covers the period from 1 to 31 December 2021.

Possibly the most significant event in terms of baboon management this month, was the recent imposition of a moratorium on the use of paintball markers being used directly at baboons. This moratorium was imposed by the Overstrand on 23 November 2021. In addition, a moratorium was also imposed on any lethal management of baboons. The effects of the paintball moratorium were soon observed on baboons in the Overstrand West, as they quickly learned that they no longer needed to be scared of being hit by paintballs. It has also led to several rangers being charged by baboons if the rangers were attempting to prevent them from accessing food.

December is generally associated with an influx of tourists to the Overstrand. Poor waste management is often associated with the arrival of tourists who are not accustomed to being baboon aware. This became evident during December from an increase in the number of bin raids observed. The Voëlklip Troop entered town on one occasion during December. This started when a single female gained easy access to an unsecured bin. She was soon joined by other individuals and eventually the whole troop entered town for almost four hours. This all began from one unsecured bin being raided by a single individual.

The effectiveness of the virtual fence continued to be evident this month for the Vogelgat Troop. Neither the troop, nor any individuals attempted to enter the urban area. The same also applied to the Onrus and Hamilton Russell Troops.

The Pringle Bay Troop experienced high levels of conflict during December. The two resident adult males, BRM1 and BRM2 were often observed chasing each other during their aggressive interactions. These interactions were generally associated with the males trying to gain access to oestrous females. The two BRM males were also observed chasing the young resident male, PBM2, and the dispersing male, HKM1, away from the troop. These two dispersing males spent long periods of time in the urban area of Pringle Bay.

South of Pringle Bay Village, the Hangklip and Silversands Troops had a quiet month. Only a single non-urban house raid was recorded by the Hangklip Troop, whilst the Silversands Troop and/or individuals entered town on 13 days this month, but only spent a combined total of 14 hours in town.

Time out of town by the Betty's Bay troop decreased to 93% during December. This was associated with a large (178% increase) in occupied house raids by individuals from this troop. BBM3 and BBM4 were responsible for most of these incursions.

2 OVERSTRAND EAST TROOPS

2.1 VOËLKLIP TROOP

2.1.1 IN TOWN STATISTICS

- Troop time out of town improved this month to 99.1% during December.
- Time out of town for individuals remained at 94% in December.

Voëlkliip Troop	% Out of Town	% Up or Down from Previous Month	Days Entered	Total Time in Town	Avg Time in Town	Max Daily Time in Town	Min Daily Time in Town
Troop	99,1	0,5	1	03:50	00:07	03:50	03:50
Individuals	94,0	-0,1	10	01:12	00:48	07:40	00:08

Table 2.1: In Town Statistics for the Voëlkliip Troop for December 2021. Time expressed in hours and minutes. Average daylength in December was 13 hours and 55 minutes.

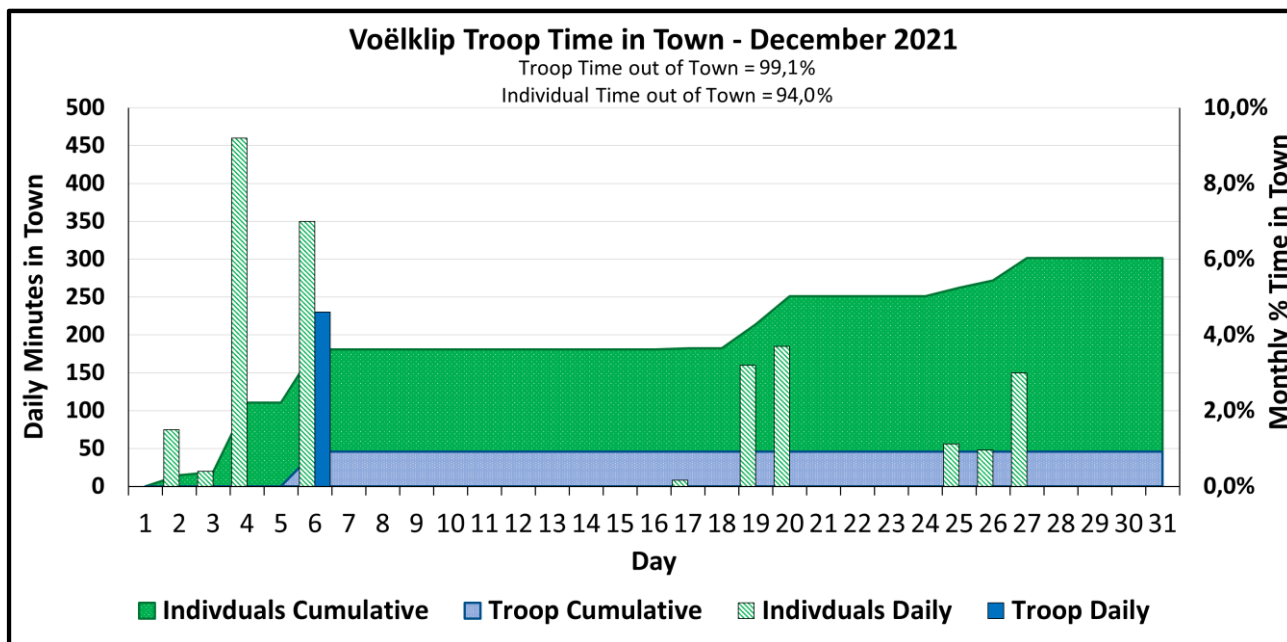


Figure 2.1: Troop and individual daily (bars) and monthly (area) Time in Town by the Voëlkliip Troop during December 2021.

2.1.2 NOTEWORTHY INCIDENTS

2.1.2.1 HERMANUS HEIGHTS & GOLF COURSE

- Two females were spotted on the Golf Course on 27 December, they were later found in town with VGM1.

2.1.2.2 VOËLKLIP & FERNKLOOF

- VGM1 raided a bin on 5th Street.
- Several individuals including VKF5, VKF6, UNKM1 and VGM1 entered town on the 4th and remained in town for an extended time.
- On 6 December an unidentified female was found raiding a bin on 4th Street. The bin had a broken lock and was overflowing. The unidentified female continued to raid a second bin on 6th Street. Shortly afterwards a few other unidentified individuals also entered town to raid bins. They were soon followed by the troop. A single bin was raided by VGM1 on 6th Street. Two unidentified females raided another bin on 6th Street. The troop remained in town for nearly four hours.
- Two females entered town on 26 December, obtaining strawberries from a garden on Contour Road.

2.1.2.3 GENERAL

- On 02 December the troop moved eastwards, and a few individuals entered town around 3rd and 4th Avenue. The troop continued moving east the next day and went to sleep above 13th Avenue.
- VGM1 and UNKM1 were observed fighting this month. UNKM1 appears to be asserting his dominance as VGM1 has been observed avoiding him.
- Similar to last month the Voëlklip Troop moved disappeared for multiple hours a day after moving to the top of the mountain above Hermanus Heights and Fernkloof. This was often followed with reports of baboons on the farms.
- VGM1 often associated with two unidentified females when entering town, whilst UNKM1 and VKF5 were often found together during incursions.
- The troop slept apart on one occasion this month on 23 December. A group of females which had entered town became separated from the rest of the troop which had moved further west towards Green Kloof.

HWS: TROOP MONTHLY REPORT																																		
SECTOR		CLASSES OF BEHAVIOUR																																
OVERSTRAND																																		
BABOON TROOP: VoëlkliP	VOËLKLI P	1	2	3	4	5	6	7	8	9	10	11	12	13	14	15	16	17	18	19	20	21	22	23	24	25	26	27	28	29	30	31	TOTAL	
MONTH: December	YEAR: 2021	1	2	3	4	5	6	7	8	9	10	11	12	13	14	15	16	17	18	19	20	21	22	23	24	25	26	27	28	29	30	31	TOTAL	
Troop																																		
VGM1 BLUE TAG		M	1	2	1	1	1														2												6	
UNKM1		M			1,1	1	1														1												4	
VKF4 YELLOW TAG		F				1	1																										1	
VKF5 RED TAG		F	1		1,1	1	1														1												5	
VKF1 GREEN TAG		F				1	1																			1							2	
VKF6 ORANGE TAG		F			1,1	1	1																										3	
UnID Male		M																															0	
UnID Males		M																															0	
UnID Females		F	1		1	1	1															2			1			1	1				7	
UnID Female		F				2,2	2																										2	
UnID Individuals						2	2														1												2	
UnID Juveniles			1		1	1	1																										3	
		%																																
Troop		0,9																																
Individuals		6,0	75	20	460	350															8	160	185					56	48	150			25,20	
Roost:		AM	2	21	12	29	17	17	14	15	21	3	5	18	4	4	2	5	?	17	17	15	14	6	?	?	18	3	4	2	18	18	?	
Roost:		PM	6	13	17	17	17	14	15	7	3	5	2	4	?	18	?	?	17	17	15	14	6	4	3,6	18	3	4	?	2	18	?	18	
Roost Sites		1	Golf Course		2	Heights Dam		3	Green Kloof		4	Platte Klip		5	Adder Ladder																			
		6	Lower Dam		7	Middle Dam		8	Upper Dam		9	Dragon's Back		10	Droë Kloof																			
		11	Blaaie Kloof		12	Big Titanic/Cave		13	Small Titanic		14	10th Ave Kloof		15	11th Ave Kloof																			
		16	A-Shape		17	Bos Klip		18	Hermanus Heights		19	Steyn's Kloof		20	In Town																			
		21	Tallie's Kloof		22	Kanonkop		23	BHB Waterfall		24	Rooiklip		25	ZigZag																			
		26	9th Avenue Kloof		27	Shade Rock		28	BOSKO		29	Groot Uitkyk		?	Unknown																			
ID Features of Baboons																																		
General remarks																																		

Figure 2.2: The VoëlkliP Troop incident sheet for December 2021.

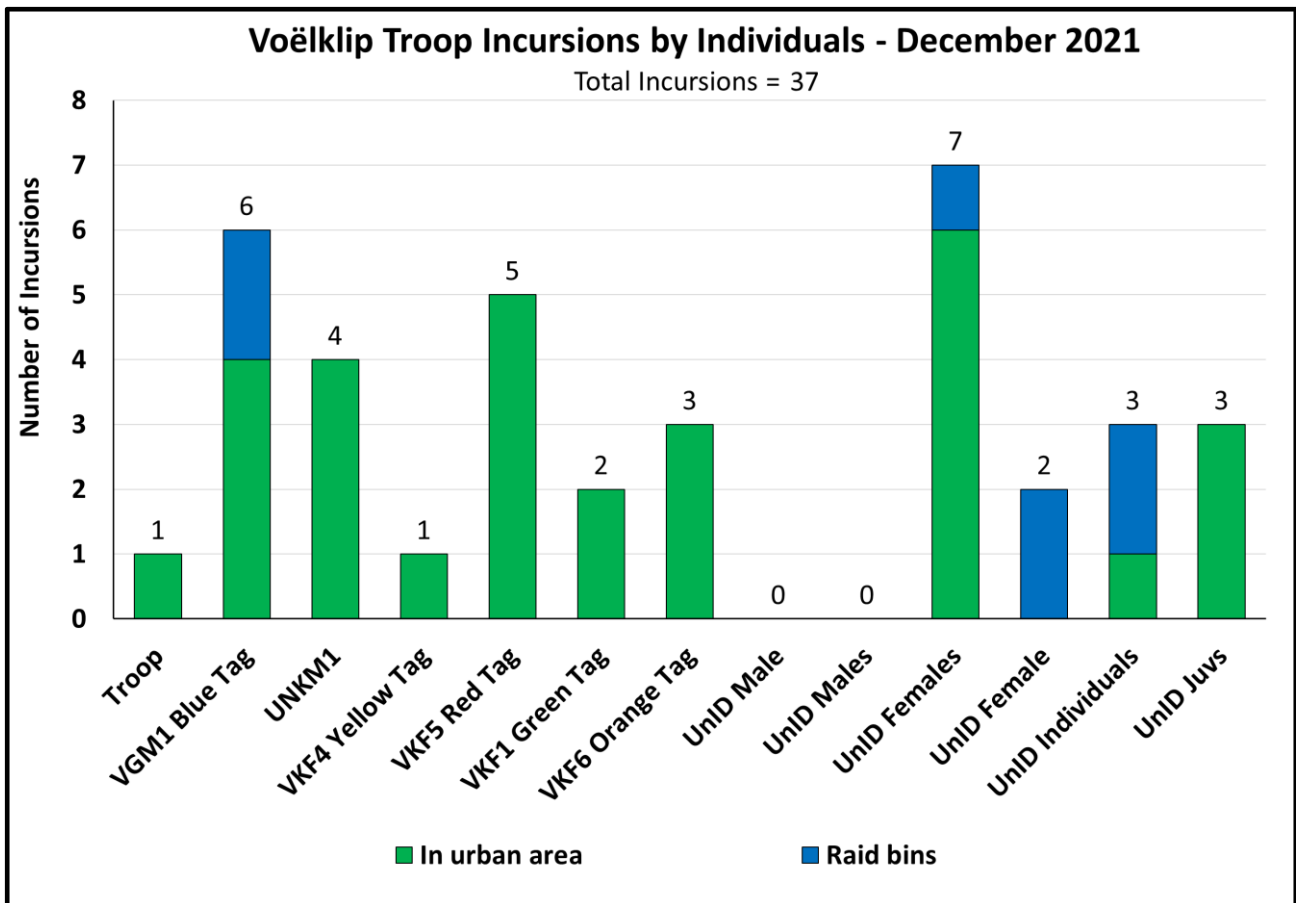


Figure 2.3: Number of incursions by the VoëlkliP Troop and individuals during December 2021.

2.2 VOGELGAT TROOP

2.2.1 IN TOWN STATISTICS

- December is the 16th consecutive month that the troop has remained 100% out of town.
- Time out of town for individuals remained at 100% for the fourth consecutive month.

2.2.2 NOTEWORTHY INCIDENTS

- Individuals from the Vogelgat troop continued to enter the properties along the R43. Though no non-urban house incursions were recorded.

2.2.3 VIRTUAL FENCE

- Use of the virtual fence was not required this month. As the troop never moved closer to town than the Voëlgat River.

2.3 ONRUS TROOP

- The Onrus Troop was not observed on a single occasion during December.

2.4 HAMILTON RUSSEL TROOP

- The Hamilton Russell Troop was not observed on a single occasion in December.
- A male baboon was heard barking north from the farms, this could possibly have been from Hamilton Russel Troop.

2.5 BIRTHS, DEATHS & MIGRATIONS

- No births, deaths or migrations were recorded in the Overstrand East during December.

3 OVERSTRAND WEST TROOPS

3.1 PRINGLE BAY TROOP

3.1.1 IN TOWN STATISTICS

- The Pringle Bay Troop entered town this month but spent 98,5% out of town.
- Time out of town by Pringle Bay individuals significantly increased to 73.5% in December compared to 56.1% last month.

Pringle Bay Troop	% Out of Town	% Up or Down from Previous Month	Days Entered	Total Time in Town	Avg Time in Town	Max Daily Time in Town	Min Daily Time in Town
Troop	98,6	-1,4	2	05:40	00:10	04:10	01:30
Individuals	73,6	17,5	23	10:08	03:25	12:00	01:00

Table 3.1: In Town Statistics for the Pringle Bay Troop for December 2021. Time expressed in hours and minutes. Average daylength in December was 13 hours and 55 minutes.

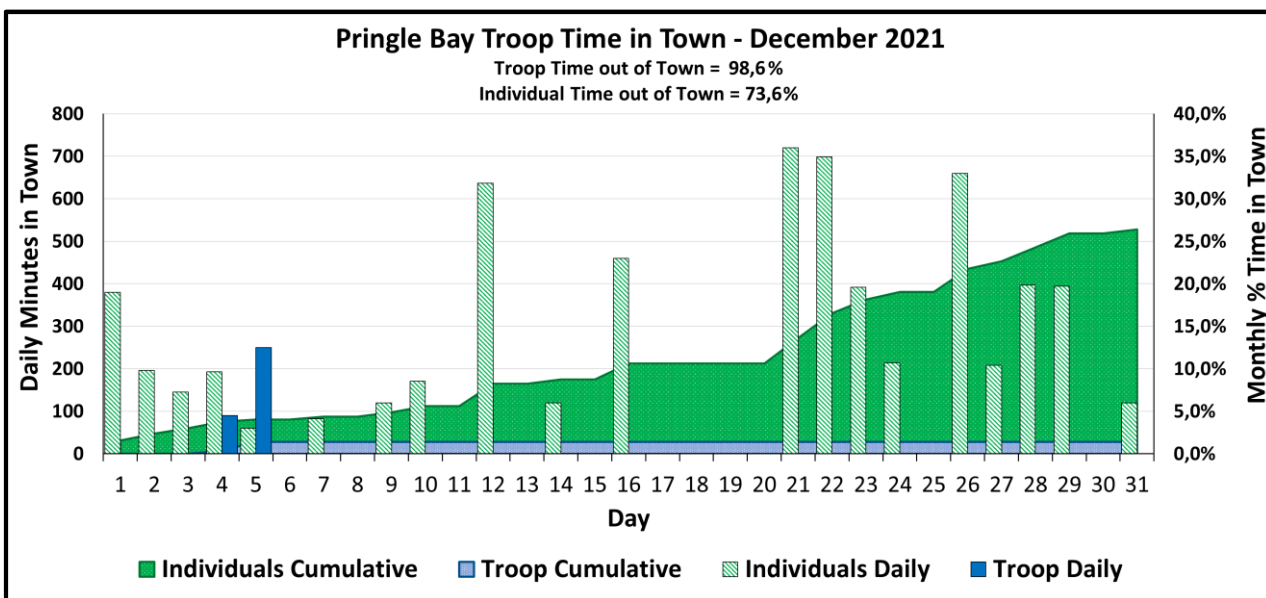


Figure 3.1: Troop and individual daily (bars) and monthly (area) Time in Town by the Pringle Bay Troop during December 2021.

3.1.2 NOTEWORTHY INCIDENTS

- The Pringle Bay Troop remained in the Buffelstal Nature Reserve for most of the month, often also going to the northern part of their range around the Rooi-Els River valley.
- PBM2 committed six occupied incursions during the first two days of the month including homes and businesses in Pringle Bay. PBM2 was blocked from entering a further three properties during this time.
- HKM1 raided an exposed refuse bag, and four unidentified individuals also went into an occupied house and stole bread on 1 December. The four individuals later joined HKM1 at the Professor Sleepsite.
- Baboons were reported in town in the late evening, after 20:00, on 1 December.
- The Pringle Bay individuals encountered the Silversands Troop on 2 December. HKM1 which had been associating with PBF5 (in oestrus) immediately chased her back to Platteklip. Males from the Silversands Troop chased PBM2 away from the Silversands Troop. SSM1 also proceeded to chase HKM1 to Stinkkop. Following this intertroop interaction SSM3 continued to associate with the Pringle Bay Troop and individuals for the rest of the month.
- The Pringle Bay individuals also obtained Human Derived Foods (HDF's) from bird feeders. The abundance of birdseed often enticed individuals to stay in the urban area.
- HKM1 and PBF5 raided an occupied house on William Road on 2 December and shortly afterwards HKM1 jumped from a roof onto a car causing non-malicious damage. This was followed by an unidentified baboon jumping on another car at the same property in Hilton Circle.
- An occupied house incursion was recorded by an unidentified individual on Stream Road on 2 December. HKM1 and PBF3 were found on the property raiding a bin. The electric fencing had been rendered useless by a neighbour's shed which provided easy access over the fence.
- The Pringle Bay Troop entered the urban space, for the first time since September, on 4 December, after some troop members were initially found at the dump site. The troop slept at the Professor Sleepsite, on the urban edge, that night. The troop spent the next morning in town exiting across the Buffelsriver at midday.
- PBM2 exited town with the troop on 5 December and did not return until 20 December.

HWS: TROOP MONTHLY REPORT																																		
SECTOR		CLASSES OF BEHAVIOUR																																
OVERSTRAND		1	2	3	4	5	6	7	8	9	10	11	12	13	14	15	16	17	18	19	20	21	22	23	24	25	26	27	28	29	30	31	TOTAL	
BABOON TROOP:		PRINGLE BAY		1 In urban area		4 Attacking pets		7 Threatening behaviour/ attacking/stealing food		2 Raid bins		5 Unoccupied house or vehicle incursion		8 Breaking & Entering/Damaging property		3 Non malicious damage		6 Occupied house or vehicle incursion		9 Nocturnal incursion														
MONTH: December		YEAR: 2021																																
BABOON ID	Sex	1	2	3	4	5	6	7	8	9	10	11	12	13	14	15	16	17	18	19	20	21	22	23	24	25	26	27	28	29	30	31	TOTAL	
Troop					1	1																												2
BRM1	M																																	
PBM2	M	6,6,6	6,6,6	1	1																1	6,6	1	6		1	1	6,6	6,6				19	
BRM2	M																																	
HKM1	M	2	5,3,2	1	1						1	2		1	1							1	1	1	1	2	1	1	1	1		17		
SSM3	M																																4	
PBF1	F					1					1												1	1	1							1	4	
PBF3	F																																2	
PBF4	F																																	
PBF5	F		5,2	1	1														6													4		
UnID Male						1																										2		
UnID Females					1	2																										2		
UnID Female																																	2	
UnID Individuals		6,9	6,3,5	1	1			1		1																						8		
UnID Juveniles					1																											1		
		%	TIME SPENT IN TOWN (Minutes)																												HRS			
Troop		1,4			90	250																												
Individuals		26,4	380	196	145	193	60		82	120	171	637	120	460	*	*	720	699	392	214	*	660	208	397	394						120			
Roost:	AM	?	14	?	?	1	14	?	?	?	?	14	29	?	14	21	18	18	18	18	18	18	1	18	18	?	?	14	14	12	19	?	23	
Roost:	PM	?	14	?	?	1	14	?	?	?	?	18	29	?	18	21	21	18	18	?	18	18	?	?	?	18	?	12	18	?	13	23	?	
Roost Sites		1	2	3	4	5	6	7	8	9	10	11	12	13	14	15	16	17	18	19	20	21	22	23	24	25	26	27	28	29	30	31		
		Professor	Panel Beaters	Pieter's	Panel Beaters	Mountain Top	Pringle Bay Urban Area	Hangklip	Valley	Boulders	Concrete House	Rooleis 2	Rooleis Estuary	Avel Kop	Stink Kop	Buffels Dam 1	Gullies	Quarry SS	Upper Rooleis River	Pringle Peak	Waldos Farm SS1	Buffels Dam 2	Rooleis 1	Groot Sloop SS	Rooleisberg	Lemoenkop	Waldos Farm SS2	Buffels Dam 3	River Ridge	Waterworks	Unknown			
ID Features of Baboons																																		
General remarks		Please note that the numbers in red indicate non-urban raids or incursions. * indicates individuals were seen in town but were not seen entering and/or leaving. These data were therefore estimated.																																

Figure 3.2: The Pringle Bay Troop incident sheet for December 2021. Note: HKM1’s data were included here with the Pringle Bay Troop because he no longer associated at all with his original Hangklip Troop. The asterisk allocated to individual time in town indicates that those individuals were seen in town but were not seen entering and/or leaving. These data were therefore estimated.

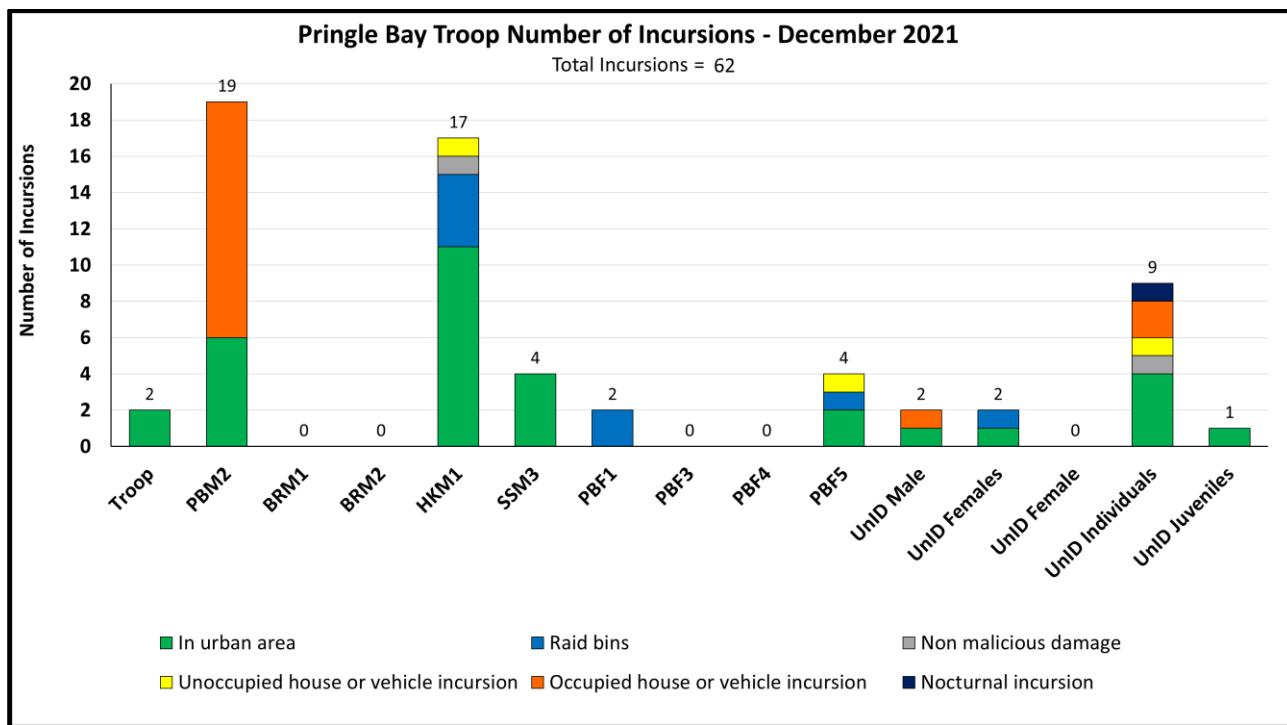


Figure 3.3: Number of incursions for the Pringle Bay Troop and individuals during December 2021.

- On 10 December BRM1 chased both SSM3 and PBF1. SSM3 was then observed biting PBF1. The bite resulted in lacerations on her sitting pads. PBM2 also approached the three baboons which resulted in further conflict as they chased each other around on a roof. BRM1 jumped and pulled on the air conditioning unit a number of times.

- The Buffels Troop was observed in the catchment once on 14 December.
- Regular conflict was observed between BRM1 and BRM2 during December. Both males were often absent from the troop this month. This was likely because they became separated from the troop during their fights.

3.2 HANGKLIP TROOP

3.2.1 IN TOWN STATISTICS

- December is the third consecutive month that no time in town was recorded for the Hangklip Troop or individuals.

3.2.2 NOTEWORTHY INCIDENTS

- HKM1 from the Hangklip Troop remained in the Pringle Bay area during December associating with Pringle Bay troop members. His data are therefore recorded under the Pringle Bay Troop.
- The troop utilised the natural area between Pringle Bay Village and Sea Farm Private Nature reserve.
- One non-urban occupied house incursion was recorded by HKM3 and a sub-adult male on Christmas Day, near Brodie Link Nature Reserve.

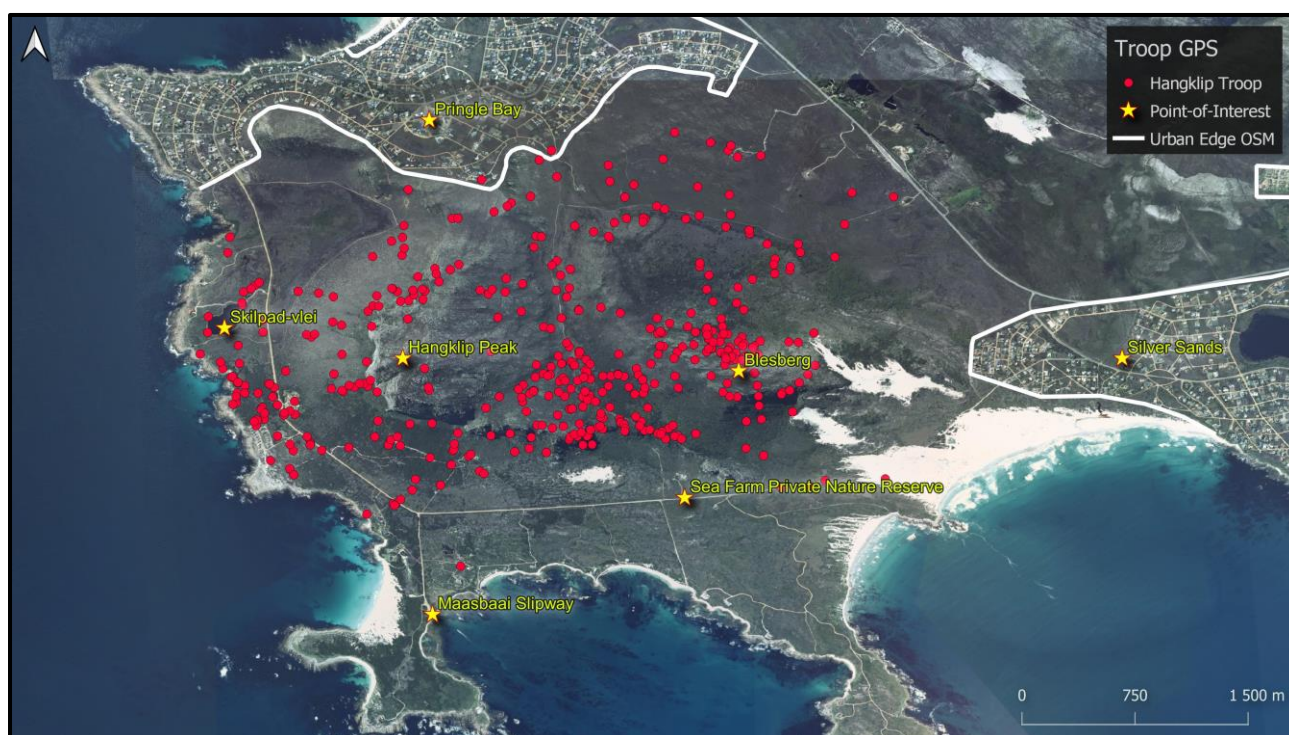


Figure 3.4: GPS locations of HKM3 in the Hangklip Troop as determined by the GPS collar during December 2021.

3.3 SILVERSANDS TROOP

3.3.1 IN TOWN STATISTICS

- The troop spent 99.9% of its time out of town this month.
- Time out of town by individuals increased to 96.5% this month.

Silversands Troop	% Out of Town	% Up or Down from Previous Month	Days Entered	Total Time in Town	Avg Time in Town	Max Daily Time in Town	Min Daily Time in Town
Troop	99,9	0,1	1	00:26	00:00	00:26	00:26
Individuals	96,6	5,5	13	13:59	00:27	02:11	00:03

Table 3.2: In Town Statistics for the Silversands Troop for December 2021. Time expressed in hours and minutes. Average daylength in December was 13 hours and 55 minutes.

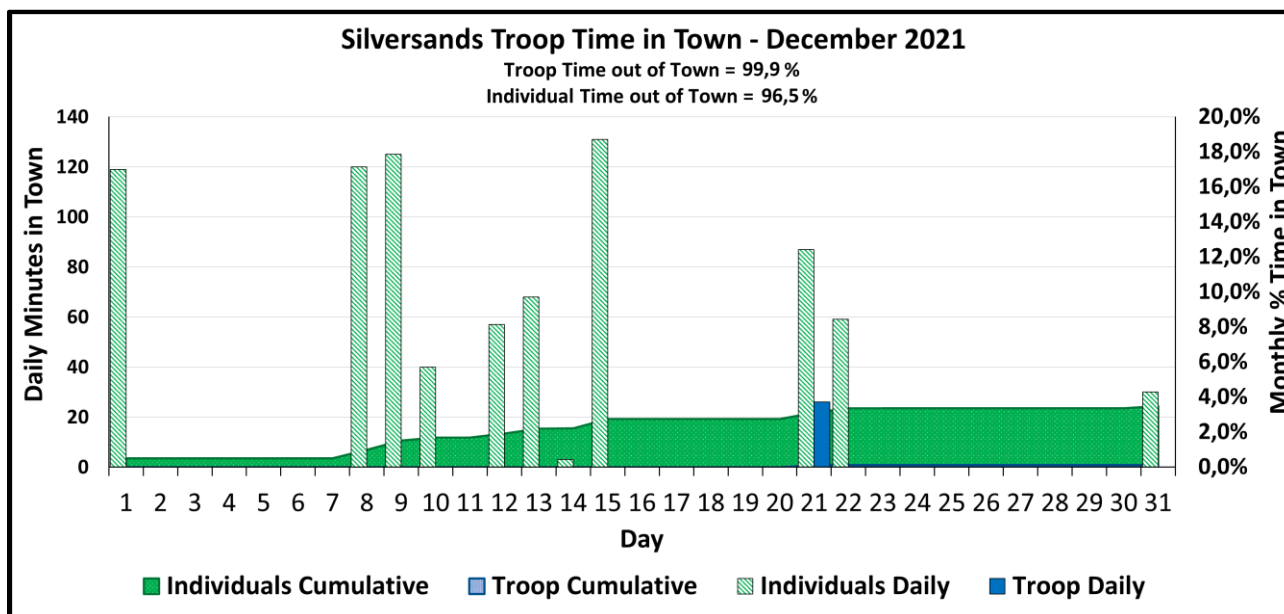


Figure 3.5: Troop and individual daily (bars) and monthly (area) Time in Town by the Silversands Troop during December 2021.

3.3.2 NOTEWORTHY INCIDENTS

- Overall improvements in out-of-town behaviour were observed by this troop. Incursions by the troop decreased to one, from three last month. Individuals entered the urban area on 13 days, compared to 18 days in November.
- SSM1 raided two bins in Serruria Circle, one on 8 December and another on 15 December.

HWS: TROOP MONTHLY REPORT																																		
SECTOR										CLASSES OF BEHAVIOUR																								
OVERSTRAND										1	In urban area	4	Attacking pets	7	Threatening behaviour/ attacking/stealing food																			
BABOON TROOP: Silversands										2	Raid bins	5	Unoccupied house or vehicle incursion	8	Breaking & Entering/Damaging property																			
MONTH: December										3	Non malicious damage	6	Occupied house or vehicle incursion	9	Nocturnal incursion																			
BABOON ID	Sex	1	2	3	4	5	6	7	8	9	10	11	12	13	14	15	16	17	18	19	20	21	22	23	24	25	26	27	28	29	30	31	TOTAL	
Troop																																		1
SSM1 (short tail)	M										1			1	1							1										1	5	
SSM2	M								2							2							1										3	
UnID Males	M								1					1									1										3	
UnID Male	M	1	1																				1										3	
UnID Sub-Male	M																																0	
UnID Male	M																																0	
UnID Females	F																																0	
UnID Female	F																																0	
UnID Individuals																																	0	
UnID Juveniles																																	0	
		TIME SPENT IN TOWN (Minutes)																													HRS			
Troop	%	0,1																															0,43	
Individuals	%	3,4	119	*					120	125	40		57	68	3	131						*	26								87	59	30	13,48
Roost:	AM	?	?	?	?	?	?	?	?	?	?	?	?	?	?	?	?	?	?	?	?	?	?	?	?	?	?	?	?	?	?	?	?	?
Roost:	PM	?	?	?	?	?	?	?	?	?	?	?	?	?	?	?	?	?	?	?	?	?	?	?	?	?	?	?	?	?	?	?	?	?
Roost Sites		?	Unknown																													2		
		6																														7		
		11																														12		
		16																														17		
		21																														22		
		26																														27		
ID Features of Baboons																																		
General remarks		Please note that numbers in red indicate non-urban raids or incursions. * Indicates individuals were seen in town but were not seen entering and/or leaving. These data were therefore estimated.																																

Figure 3.6: The Silversands Troop incident sheet for December 2021. The asterisk allocated to individual time in town indicates that those individuals were seen entering town but were not seen leaving. These data were therefore estimated.

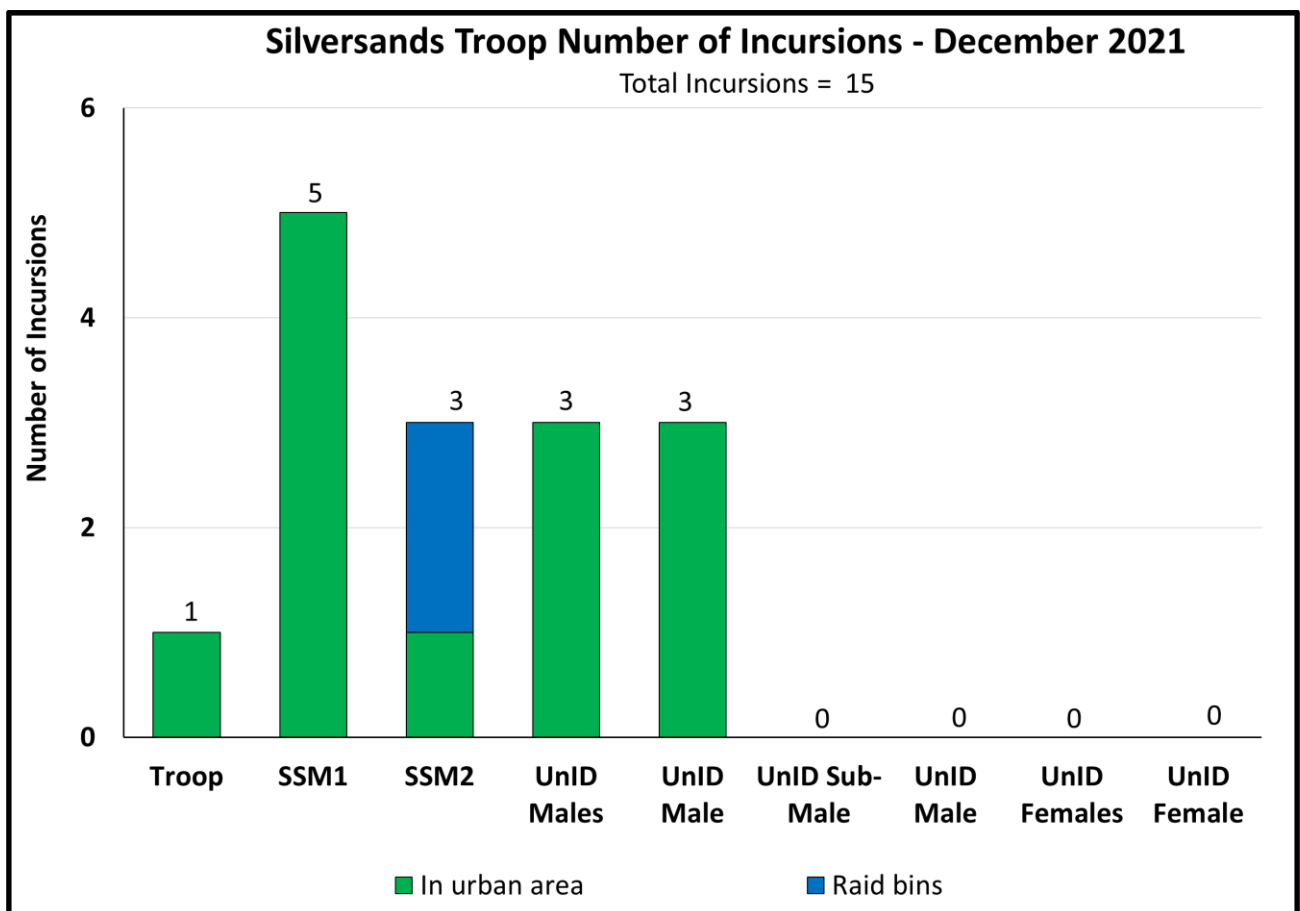


Figure 3.7: Number of incursions by the Silversands Troop and individuals during December 2021.

3.4 BETTY’S BAY TROOP

3.4.1 IN TOWN STATISTICS

- Troop time out of town declined to 93% this month compared to 97.7% time out of town during November.
- Individual baboons time out of town also declined to 79.5% during December.

Betty’s Bay Troop	% Out of Town	% Up or Down from Previous Month	Days Entered	Total Time in Town	Avg Time in Town	Max Daily Time in Town	Min Daily Time in Town
Troop	93,0	-4,7	18	04:20	00:54	06:56	00:06
Individuals	79,5	-2,8	29	10:32	02:39	06:50	00:23

Table 3.3: In Town Statistics for the Betty’s Bay Troop for December 2021. Time expressed in hours and minutes. Average daylength in December was 13 hours and 55 minutes.

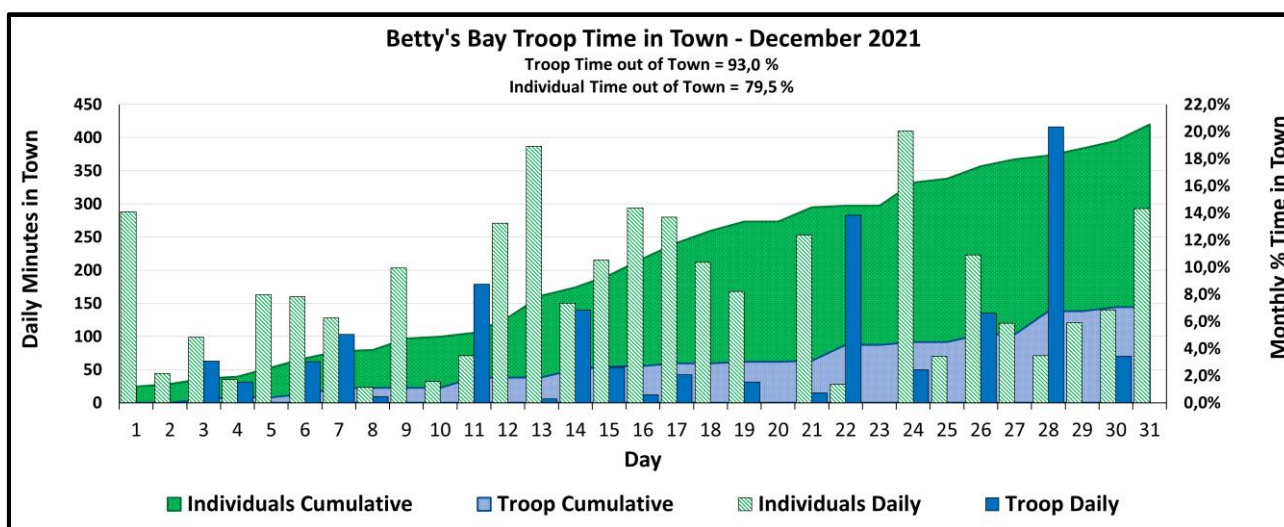


Figure 3.8: Troop and individual daily (bars) and monthly (area) Time in Town by the Betty’s Bay Troop during December 2021.

3.4.2 NOTEWORTHY INCIDENTS

- Correlating with the influx of tourists and associated poor waste management, the Betty’s Bay troop showed a very significant increase in bin raids this month, with 16 bin raids recorded compared to only one during November. Total incursions also increased from 115 to 182.
- The young adult male, BBM4, continued to enter the urban area and was observed in town on 23 days this month. BBM4 has become the most habitual and assertive raider in the troop. He was responsible for ten occupied and two unoccupied house raids as well as three bin raids. BBM4 was also observed running at picnickers in Harold Porter Gardens on 31 December.

- Flowering *Leucospermum spp* (pincushions) in town also provided easy access to food with the troop often spending time foraging in the greenbelts after entering town.
- Occupied house raids also increased this month to 25, up from nine in November. Most of these incursions were committed by BBM3 (7 incursions) and BBM4 (10 incursions). This marked increase can probably be correlated to an increase in tourists (leaving doors and windows open) during the holiday period, as well as the reduced ability of rangers (not allowed to shoot directly at baboons) to stop baboons from entering town in the first place, and then entering houses in the second place.
- Within the Harold Porter Gardens, a female baboon stole food from picnickers twice on 21 December.
- As indicated in the November monthly report, a major management challenge is the provisioning of wild birds with birdseed or bread by several Betty’s Bay residents. BBM2 was observed going to a specific house to feed on bird seed on 24 December. BBM2 could not be deterred by rangers, and was, very concerningly, eventually joined by six more individuals which were also not deterred by the rangers which could not use their paintball markers effectively.

HWS: TROOP MONTHLY REPORT																																																
SECTOR		CLASSES OF BEHAVIOUR																																														
OVERSTRAND		1	2	3	4	5	6	7	8	9	10	11	12	13	14	15	16	17	18	19	20	21	22	23	24	25	26	27	28	29	30	31	TOTAL															
BABOON TROOP:		<table border="1"> <tr> <td>1</td><td>In urban area</td><td>4</td><td>Altercation with pets</td><td>7</td><td>Threatening behaviour/ attacking/ stealing food</td> </tr> <tr> <td>2</td><td>Raid bins</td><td>5</td><td>Unoccupied house or vehicle incursion</td><td>8</td><td>Breaking & Entering/Damaging property</td> </tr> <tr> <td>3</td><td>Non malicious damage</td><td>6</td><td>Occupied house or vehicle incursion</td><td>9</td><td>Nocturnal incursion</td> </tr> </table>																													1	In urban area	4	Altercation with pets	7	Threatening behaviour/ attacking/ stealing food	2	Raid bins	5	Unoccupied house or vehicle incursion	8	Breaking & Entering/Damaging property	3	Non malicious damage	6	Occupied house or vehicle incursion	9	Nocturnal incursion
1	In urban area	4	Altercation with pets	7	Threatening behaviour/ attacking/ stealing food																																											
2	Raid bins	5	Unoccupied house or vehicle incursion	8	Breaking & Entering/Damaging property																																											
3	Non malicious damage	6	Occupied house or vehicle incursion	9	Nocturnal incursion																																											
DECEMBER		YEAR: 2021																																														
BABOON ID	Sex	1	2	3	4	5	6	7	8	9	10	11	12	13	14	15	16	17	18	19	20	21	22	23	24	25	26	27	28	29	30	31	TOTAL															
Troop																																																
BBM2	M	1	1				1	1	1		1	1	1		1	1	1	1		1		1	1		1	1,1	1	1	1	1	1	1	18															
BBM3	M						1	1		6	1	1,5	1,2	2,1	6,1	6		1	1,1,7			1	1,6		1,6	2	1	6	1	6	1	2,1	27															
BBM4 (sub-adult)	M	1	1	1,6		1	1						1	1	6,1	1	1	1,5	1		1,1	1,6		1		6,6	1,6	2,6,2	1	5,2,1	7,6,6,6	36																
BBF1	F													1,2			1				1,1											5																
BBF2	F											1																				1	3															
UnID Male	M																		1																													
UnID Females	F	1		1			1	1		1		1	1				6	1	1	1		1							1			1	14															
UnID Female	F			1,1	1		1						1,1	5		1,1	1		1			7,7	6		1	1	2,6	1	2,6		1	20																
UnID Individuals		1,1	1			1		1	1	1,1	2,2	2,5	1,5	1	1					1		1,6	1		1	1	1		2	1,6		25																
UnID Juveniles												5							1	1	1	1										8																
		TIME SPENT IN TOWN (Minutes)																													HRS																	
Troop	%			63	31		62	103	9			179	6	140	53	12	42	31		15	283		50		135	416		70			28,33																	
Individuals		20,5	288	44	99	35	163	160	128	23	203	32	71	271	387	150	215	294	280	212	168		253	28	410	70	223	120	71	121	140	293	77,65															
Roost:	AM	5	5	18	18	18	18	1	18	18	16	18	1	2	18	5	7	2	2	2	12	18	1	15,6	18	18	2	2	18	18	17	18																
Roost:	PM	5	7	6	6	6	1,2	1	8	18	17	1	2	2	5	5,7	6,2	2	2	1	18	2	18	2	2	18	2	18	17	17	17,2	2																
Roost Sites		1	2	3	4	5	6	7	8	9	10	11	12	13	14	15	16	17	18	19	20	21	22	23	24	25	26	27	28	29	30	31																
		Disa Kloof	Leopard Kloof	Leopard Kloof Lower	Leopard Kloof Upper	Sunny Seas	Sunny Seas West	Sunny Seas East	Bass Lake	Bass Lake West	Bass Lake East	Jocks Bay	Zigzag	Church	Kleinmond Lookout	Kopje	Caltex	Waterfall	Unknown	Harold Porter Gardens	Palmeit	Kasteel Kop	Pimples	Isaacs River Kloof	Jean's Hill	Heuningklip	Sandown Peak	Three Sisters																				
ID Features of Baboons																																																
General remarks																																																

Figure 3.9: The Betty’s Bay Troop incident sheet for December 2021.

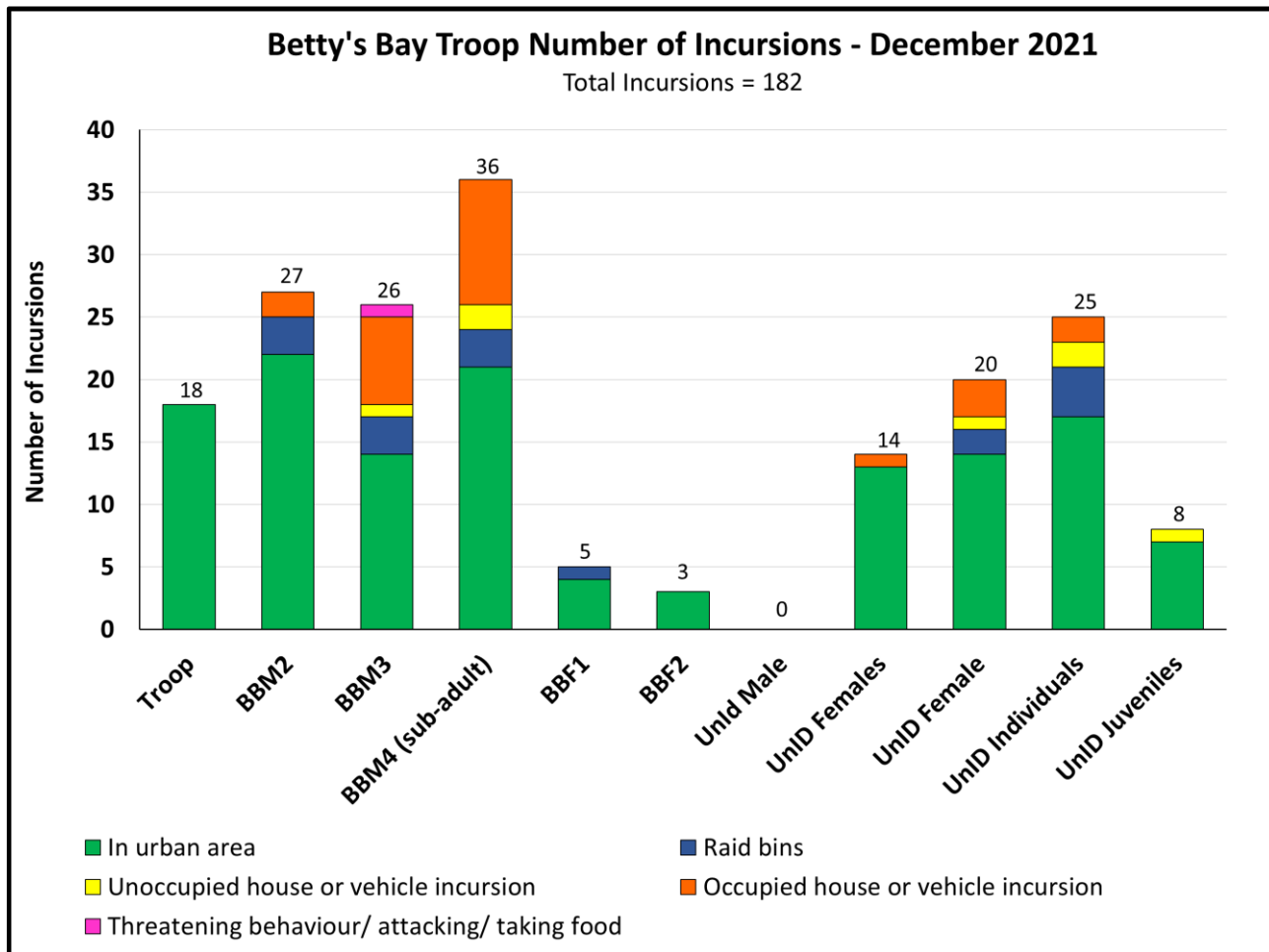


Figure 3.10: Number of incursions by the Betty’s Bay Troop and individuals during December 2021.

3.5 BIRTHS, DEATHS & MIGRATIONS

- No births or deaths were recorded for the western troops this month.
- SSM3 dispersed from the Silversands Troop on 2 December and spent the rest of the month attempting to join the Pringle Bay Troop.

4 GENERAL COMMENTS – ALL TROOPS

4.1 POPULATION CHARACTERISTICS

No births or deaths were recorded in any of the managed troops this month.

One emigration was recorded by an adult male SSM3, which dispersed from the Silversands Troop on 2 December and moved into the Pringle Bay area. SSM3 was observed associating with the Pringle Bay Troop, and particularly with individuals in the urban area, but was not integrated with the troop.

Troop	October	June	June	December 2021			Total observed Births (1 July 2021 to 30 December 2021)	Total observed Deaths (1 July 2021 to 30 December 2021)	Total observed Migrations (1 July 2021 to 30 December 2021)
	2019	2020	2021	Births	Deaths	Emigration Immigration			
Voëlklip	29	29	27	0	0	0	1	0	-1
Vogelgat	n/a	22*	29	0	0	0	1	2	0
Onrus	n/a	n/a	25**	0	0	0	0	1	0
Hamilton Russel	n/a	n/a	21**	0	0	0	0	0	0
Pringle Bay	16	16	17	0	0	0	0	3	0
Betty's Bay	n/a	19	20	0	0	0	5	1	0
Hangklip	n/a	n/a	30	0	0	0	0	1	-1
Silversands	n/a	n/a	43	0	0	-1	0	0	-1
Total	45	86	166	0	0	-1	7	8	-3

Table 4.1: Population data for the more closely managed troops in the Overstrand in December 2021. Emigration/Immigration figures show animal movements between troops. *Vogelgat Troop was first counted in December 2020. **Hamilton Russel and Onrus troop sizes are estimated, as they were not seen enough to get an accurate count.

Deaths	2019/20 (October - June)	2020/21 (July - June)	2021/22 (July - December 2021)	December 2021	TOTAL (since October 2019)
Management	3	0	1	0	4
Human Induced (HID)	1	2	2	0	5
<i>Direct *</i>	1	2	1	0	4
<i>Indirect **</i>	0	0	1	0	1
Natural	2	7	4	0	13
Unknown	0	0	1	0	1
TOTAL DEATHS	6	9	8	0	23

Table 4.2: Causes of baboon deaths since October 2019; *Deaths caused directly by humans, such as motor vehicle accidents, shooting, poisoning and dogs. **Deaths caused indirectly by humans such as electrocutions and fire.

4.2 HOTLINE DATA

An increase in the total hotline calls was expected this month due to the increased presence of people at home and at holiday homes during December. Interestingly, incursion related hotline calls remained exactly the same as for November, at 122. Nevertheless, when looking into the data in more detail significant differences can be observed between some troops.

In a turnaround from November, hotline calls received from Voëlklip decreased significantly from 69 to 43 whilst calls for Betty's Bay increased from 38 to 63. The Voëlklip Troop entered the urban area only once this month, and individuals on only ten occasions. These data may therefore explain the relatively low numbers of hotline calls for the Voëlklip Troop.

The increase in hotline calls related to the Betty’s Bay Troop correlated with the significantly increased time in town (Table 3.3) recorded for both the troop and individuals. This increase also correlated strongly with the increase in occupied house raids made by individuals in the troop.

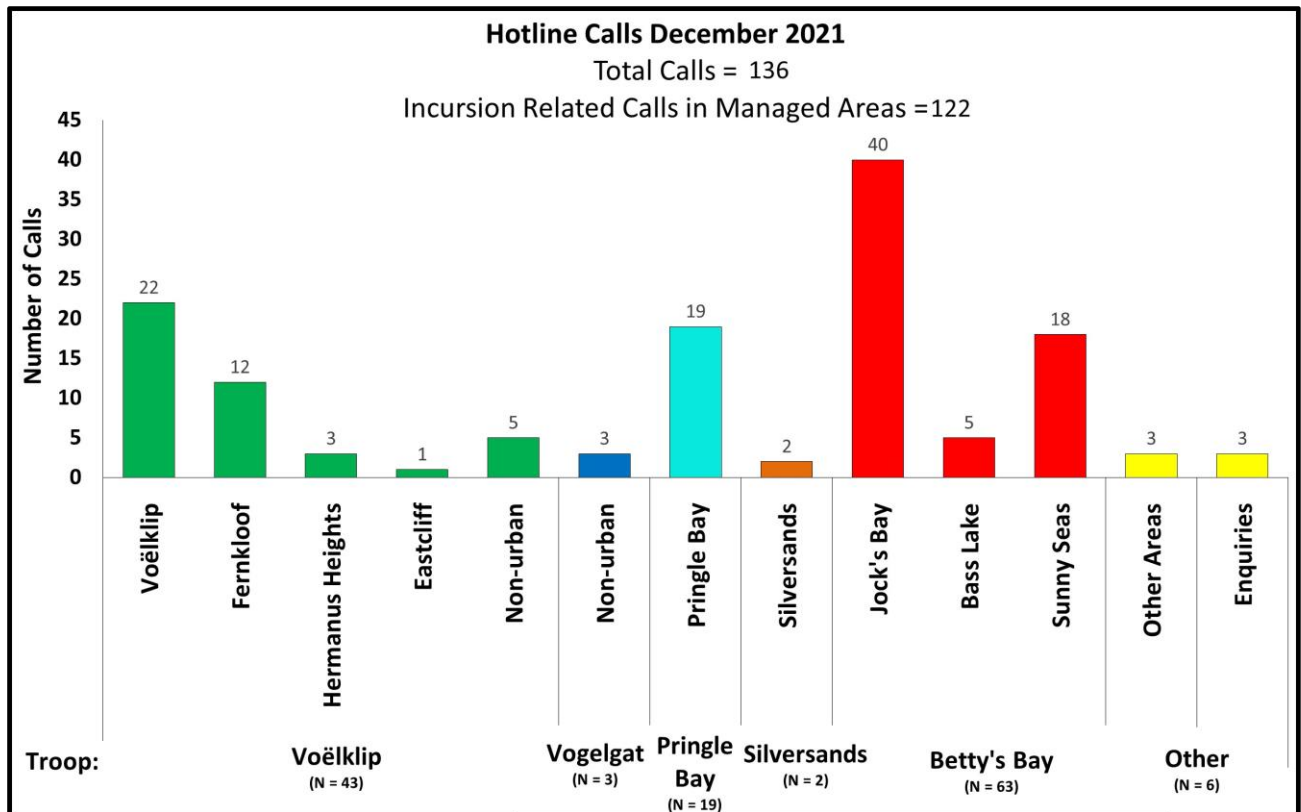


Figure 4.1: Hotline calls in baboon effected areas for December 2021. Incursion related hotline calls are calls reporting managed baboons in urban areas. Managed areas are those areas in which baboon troops are known to occur and are actively managed. ‘Other Areas’ represent those areas beyond the urban edge or the range of managed baboons.

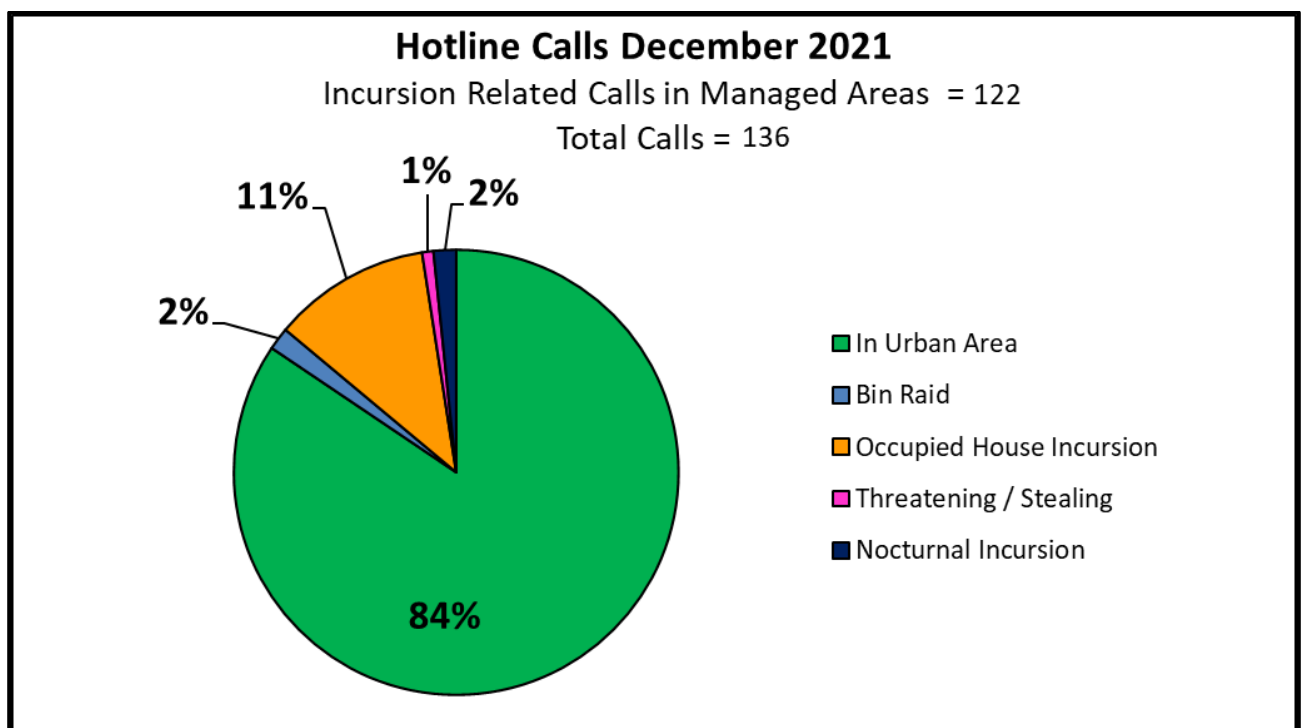


Figure 4.2: Composition of incursion-related hotline calls during December 2021. **Note:** This chart represents the composition of hotline calls, not the composition of known incursions by baboons.

4.3 RECORDED INCURSIONS

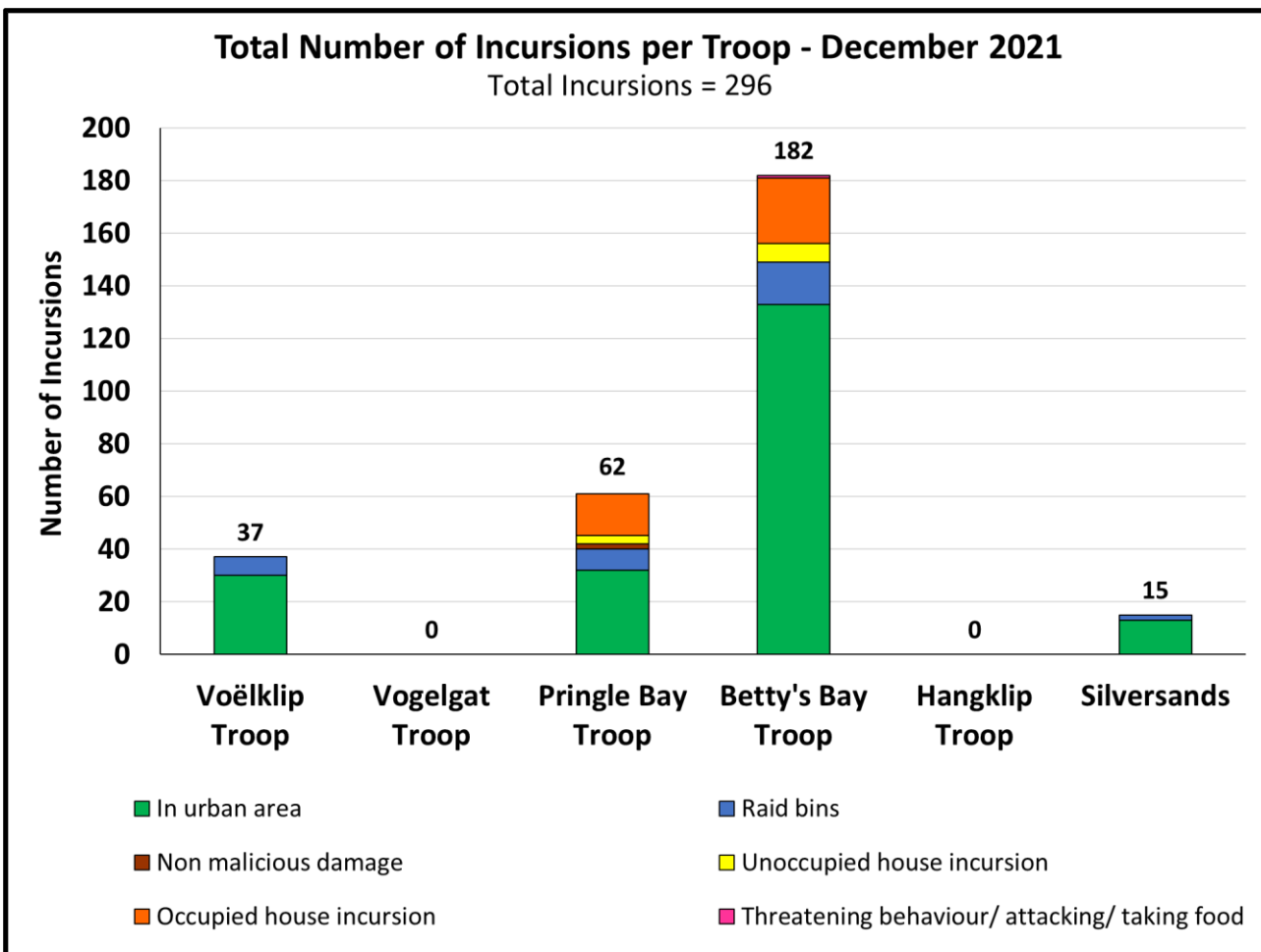


Figure 4:3: Total observed incursions per troop during December 2021. **Note:** Observed incursions are not hotline related, but are incursions observed by HWS field staff.

At first glance the total number of incursions for all the managed troops remained almost the same, down to 296 from 308 in November. However, the Voëlklip, Pringle Bay and Silversands Troops all showed significant decreases in total incursions while the Betty’s Bay Troop showed a very large increase in incursions. Given its very high level of habituation the Betty’s Bay Troop seemed to exploit the sudden lack of aversive management implemented this month. This was most noticeable for occupied house raids which almost tripled from November (9 raids) to December (25 raids). The majority of assertive incursions by this troop were committed by the young male BBM4, which almost certainly learned a great deal about raiding from BBM1. In March 2021 BBM4 (as a sub-adult male) was videoed breaking a wooden window frame to gain access into a house in Sunny Seas. Interestingly, although at least three baboons apart from BBM1 were recorded physically to break into houses, this behaviour has not been recorded since BBM1 was euthenased.

The large decrease in incursions by the Pringle Bay Troop can simply be attributed to the fact the PBM2, which was responsible for the majority of incursions, was absent from Pringle Bay Village from 5-20 December after leaving with the troop. For the days that PBM2 was in town, he committed more than one occupied house raid per day (13 raids in 12 days). This rate was higher than that for the combined efforts of all the individuals in the Betty’s Bay Troop.

A very noteworthy observation this month is that bin raids by all the regularly raiding troops increased this month. This is commonly associated with the influx of people to the area accompanied by poor waste management creating situations in which baboons have very easy access to unsecured waste.

4.4 PERCENTAGE TIME OUT OF TOWN

Average time out of town by troops increased slightly to 99.8% this month, whilst average time out of town by individuals increased by nearly 3% to 93%. This increase in time out of town by individuals can wholly be attributed to individuals from the Pringle Bay Troop, particularly PBM2 and HKM1, which left Pringle Bay Village with the troop on 5 December and stayed away for several days. PBM2 did not return until the 20 December, when he immediately started with assertive raids again. The two females PBF1 and PBF5, which have also often gone to town with PBM2 in the past, only entered the urban area on 5 days during December.

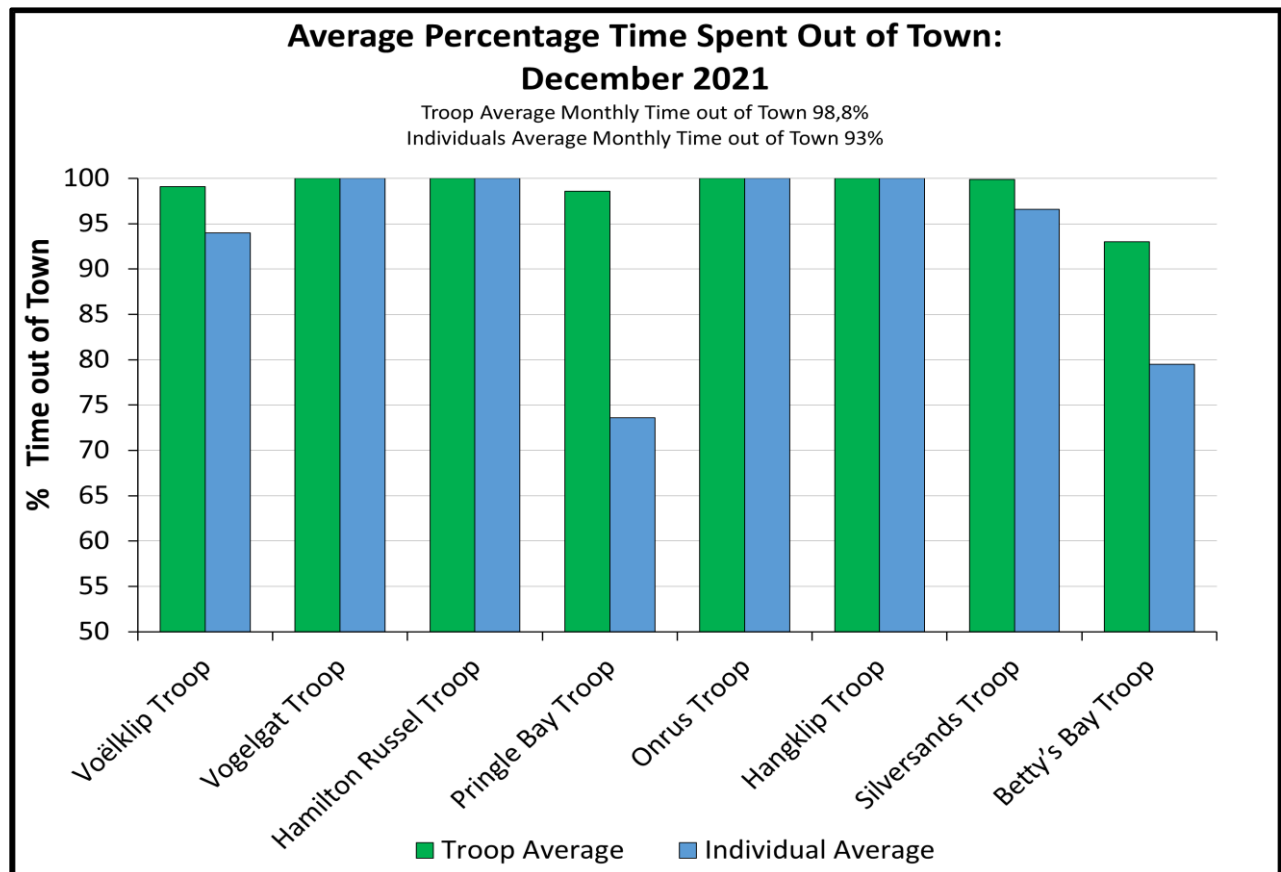


Figure 4.5: Percentage time the managed baboon troops and individuals spent out of town during December 2021.

4.5 RECOMMENDATIONS

- **Waste and recycling collection should be prioritised** to take place in the early mornings.
- All bins used in baboon effected areas should be **baboon-proof and locked**.
- Baboon-proof bins are required throughout the western region of the Overstrand. Betty's Bay should be regarded as a high priority because there are very few baboons proof bins in place. It is stipulated in the Overstrand Waste Management Bylaw that residents must use baboon proof bins in baboon effected areas.
- **Refuse bags** should not be left lying open on the sidewalk and easily available to baboons.
- Additional **baboon awareness** campaigns focused on tourists during holiday seasons would be beneficial.
- Ripening **fruit on fruit trees** in baboon-affected areas should be harvested to remove the attractant for baboons.
- **Open vegetable gardens** should be baboon proofed.
- Residents are encouraged not to feed wildlife, including birds.
- Residents are encouraged to record and report the feeding of wildlife to the municipality, CapeNature, or to the baboon hotline (072 028 0008).

5 CONCLUSION

This month the baboon management in the Overstrand was again a tale of two regions. The combined time in town (by troops and individuals) by the eastern troops was a total of 29 hours. By contrast the total time in town for the western troops was 237 hours, or just under 10 full days. Thus, the western troops as a whole spent over eight times as much time in town, as the eastern troops. This difference can be related directly to the high habituation levels of the two main western troops (Pringle Bay and Betty's Bay Troops).

In the Overstrand East, the Voëlklip Troop had another good month. As expected, bin raids increased with the arrival of tourists in the region, but still only one entry into town was recorded by the troop. This entry was the result of a cascade of entries by individuals attracted to bins and could therefore have been prevented by improved waste management.

The Vogelgat Troop continued to remain out of town this month. Notably, very few hotline reports were received regarding this troop, even from the properties along the R43. This reinforces the contention (November 2021 Monthly Report) that the absence of the raiding influence of VGM2 is continuing to have a positive effect on the overall behaviour of the troop, for which no raiding incidents were recorded.

In the Overstrand West, the Pringle Bay Troop as a whole again recorded the longest time in town (just over 111 hours). This was mostly due to the small group of dispersing males (PBM2 and HKM1, and later joined by SSM3). It was noteworthy that PBM2 left the urban area for an extended period of time with the troop, but unfortunately could not be kept in the Buffelstal area. The reason for this could be twofold: a) an increasing craving for HDFs and b) aggression from the two dominant and unrelated males of Pringle Bay Troop. The additional dispersal of a third male (SSM3) into this area, highlights the baboon management problem that is rapidly evolving in and around Pringle Bay.

PBM2 clearly has an extremely strong urge to leave his troop in order to gain access to HDF's in Pringle Bay. His occupied house raiding record is worse than any other male in the Overstrand, and he is still very much a young sub-adult male. He does, however, prefer to go to town with some companions, and regularly entices some females or juveniles to join him. PBF4/5/6 often follow PBM2 into Pringle Bay, and then they readily associate and mate with the adult dispersing males, HKM1 and SSM3, from the Hangklip Troop and Silversands Troops respectively. All these individuals have now learned the habit of undertaking occupied house raids for high energy HDF's, and some have also started to sleep on houses in town.

The nett result of this trend in behaviour, is that there now exists a very strong possibility that some, or all of these individuals could become a splinter troop and remain resident in Pringle Bay, with almost no land outside of the urban area that they could consider as belonging to their new troop. At present it is almost impossible to keep these individuals out of town without the full use of paintballs markers. Most of these individuals' flight distance from rangers carrying paintballs markers has reduced to less than a meter, while the markers continue to be carried but cannot be used effectively.

The Betty's Bay Troop as a whole spent just under 111 hours in town during December. It is interesting to note that for the Eastern Overstrand Troops, which spent relatively little time in town and made no occupied house raids, the newly restricted use of paintball markers seems to have had little effect on the baboons to date. This is most probably because these baboons are generally managed from a distance and their flight distance has remained at more or less the range of a loaded paintball marker. By contrast, the Pringle Bay and Betty's Bay Troops are much more habituated and often need to be challenged close to houses they are attempting to enter. Therefore here, where paintballs are really needed as effective deterrents, the baboons have quickly learned that rangers carrying paintball markers no longer pose any threat to them. This is very likely the main reason why the incidence of occupied house raids by the Betty's Bay Troop nearly tripled from November to December 2021.