



Human Wildlife Solutions

Overstrand

Monthly Report

August 2021

TABLE OF CONTENTS:

TABLE OF CONTENTS:..... 2

1 INTRODUCTION 3

2 OVERSTRAND EAST TROOPS..... 3

2.1 VOËLKLIP TROOP 3

2.2 VOGELGAT TROOP..... 7

2.3 ONRUS TROOP 9

2.4 HAMILTON RUSSEL TROOP 9

2.5 BIRTHS, DEATHS & MIGRATIONS..... 10

3 OVERSTRAND WEST TROOPS..... 10

3.1 PRINGLE BAY TROOP 10

3.2 HANGKLIP TROOP..... 13

3.3 SILVERSANDS TROOP..... 16

3.4 BETTY’S BAY TROOP 18

3.5 BIRTHS, DEATHS & MIGRATIONS..... 21

4 GENERAL COMMENTS – ALL TROOPS 21

4.1 POPULATION CHARACTERISTICS..... 21

4.2 HOTLINE DATA 22

4.3 PERCENTAGE TIME OUT OF TOWN 24

4.4 RECOMMENDATIONS..... 26

5 CONCLUSION 27

1 INTRODUCTION

This monthly report covers the period from 1 to 31 August 2021. August is generally considered the end of winter with many seasonal changes happening as the days get longer and warmer. This year was no different, and most of the Overstrand baboon troops showed increased time out of town as their urge to raid the urban area declined. Despite this general trend amongst the baboon troops, a few troops still showed some very interesting and contrasting differences between them. These differences were demonstrated particularly at the individual level and the individuals' degree of habituation to humans.

The Vogelgat Troop reached a significant milestone this month as it was the 12th consecutive month that the troop has remained 100% time out of town. The virtual fence has successfully deterred the troop from entering the urban area since September 2020. A few specific individuals from the Vogelgat Troop still entered the urban area occasionally, but the troop has not attempted to enter the urban area for many months.

By contrast, on the 1st of August the Pringle Bay Troop entered town for the first time since December 2020. The troop entered the urban area seven times between 1 and 11 August, then was kept out of town successfully for the rest of the month, which it spent in the catchment area. PBM2 however continued entering town by himself until the end of the month and showed little interest in returning to the troop.

The Betty's Bay Troop entered town less frequently this month, and time out of town for both the troop and individuals increased. Significantly fewer total incursions were also recorded this month, dropping down to 117 from 174 in July. Most incursions were again committed by BBM1. The Betty's Bay Troop also undertook one of its annual migrations this month, shifting the ranging area from Betty's Bay to Kleinmond towards the end of August. The troop remained in the area for the rest of the month.

2 OVERSTRAND EAST TROOPS

2.1 VOËLKLIP TROOP

2.1.1 IN TOWN STATISTICS

- Time out of town for the troop increased from 99.8% in July to 100% in August.
- Time out of town for individuals dropped slightly from 96.2% in July to 95.8% in August.

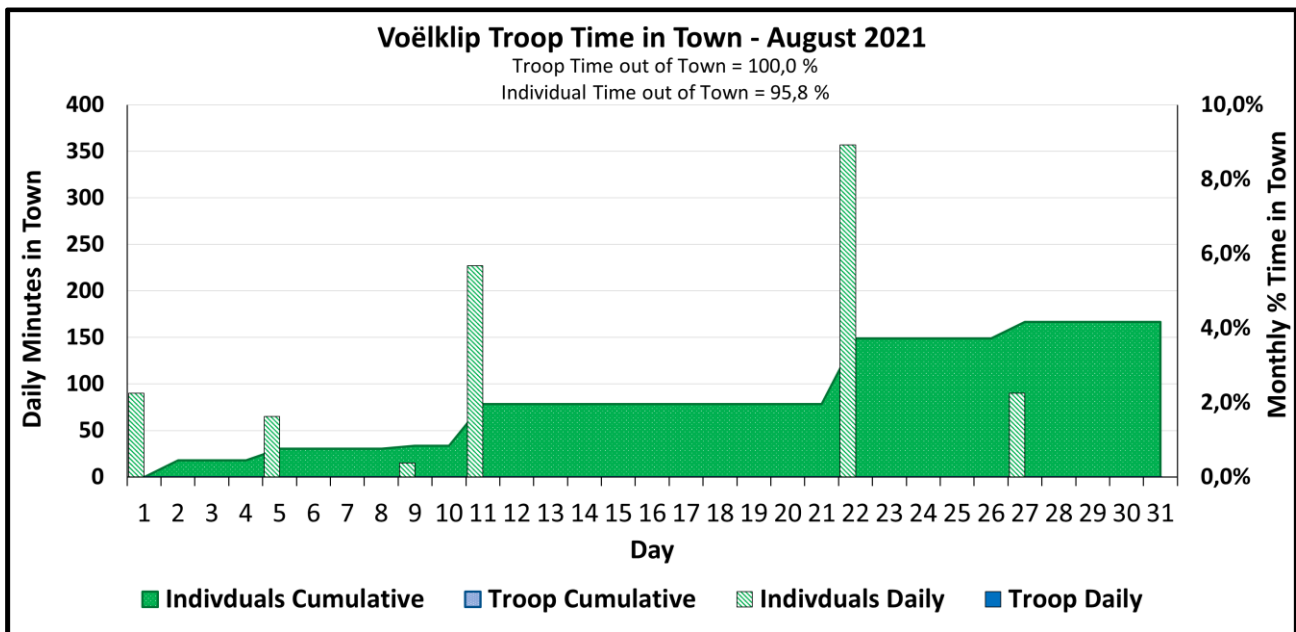


Figure 2.1: Troop and individual daily (bars) and monthly (area) Time in Town by the Vogelgat Troop during August 2021. Note: Average daylight hours for August was 10 hours and 53 minutes

2.1.2 NOTEWORTHY INCIDENTS

2.1.2.1 HERMANUS HEIGHTS & GOLF COURSE

- One bin raid was reported on Fernkloof Drive.
- Individuals entered the golf course on 05 August.

2.1.2.2 VOËLKLIP & FERNKLOOF

- A bin raid was reported on Cross street.
- Two bin raids were reported along the Main Road.

2.1.2.3 GENERAL

- On 5 August VGM1 and a female entered the golf course. VGM1 was seen with a loaf of bread, however, it was unclear where he got it.
- On 10 August the troop was found split. UNKM1 and part of the troop were found around the 1st dam, while VGM1 and some baboons were seen around Adder Ladder. VGM1's subgroup later joined UNKM1's subgroup around the dams.
- On 11 August VGM1 and a female with an infant split from the group and entered town very early in the morning. A hotline call reported them on Contour Road at 08:00.

- On 22 August VGM1, VKF5 and the female with an infant split from the troop and entered town. The troop was around the Three Dams at the time. Later the majority of the troop slept at the lower dam, while VGM1’s subgroup slept at Platteklip.
- The Voëlkliip Troop again spent multiple days in close proximity to the farms above Hermanus Heights, the troop also started making more use of the central part of its home range around the three dams.

HWS: TROOP MONTHLY REPORT																																			
SECTOR		CLASSES OF BEHAVIOUR																																	
OVERSTRAND		1	2	3	4	5	6	7	8	9	10	11	12	13	14	15	16	17	18	19	20	21	22	23	24	25	26	27	28	29	30	31	TOTAL		
BABOON TROOP:		1	2	3	4	5	6	7	8	9	10	11	12	13	14	15	16	17	18	19	20	21	22	23	24	25	26	27	28	29	30	31	TOTAL		
MONTH: August		1	2	3	4	5	6	7	8	9	10	11	12	13	14	15	16	17	18	19	20	21	22	23	24	25	26	27	28	29	30	31	TOTAL		
BABOON ID		Sex	1	2	3	4	5	6	7	8	9	10	11	12	13	14	15	16	17	18	19	20	21	22	23	24	25	26	27	28	29	30	31	TOTAL	
Troop																																			
VGM1 BLUE TAG		M	1				1						1											2,2											5
UNKM1		M																																	0
VKF4 YELLOW TAG		F																																	0
VKF5 RED TAG		F	1				1																	2,2											4
VKF1 GREEN TAG		F																																	0
VKF6 ORANGE TAG		F																																	0
UnID Male		M																																	0
UnID Males		M																																	0
UnID Females		F									1		1																						2
UnID Female		F	1				1																	1					1						4
UnID Individuals							2																												1
UnID Juvs																																			0
		%																																	
			TIME SPENT IN TOWN (Minutes)																												HRS				
Troop		0,0																																	0,00
Individuals		4,2	90				65				15	227												357									90		14,07
Roost:		AM	8	5	2	2	4	4	3	18	18	5	6	2,3	18	2	2	2	18	?	6	5	5	6	6,?	2	2	2	2	18	2	2	18		
Roost:		PM	5	2	2	?	4	?	18	?	?	6	2,3	18	2	2	2	18	?	6	?	5	6	6,4	?	?	2	?	2	2	2	?	2		
Roost Sites		1	Golf Course					2	Heights Dam					3	Green Kloof					4	Platte Klip					5	Adder Ladder								
		6	Lower Dam					7	Middle Dam					8	Upper Dam					9	Dragon's Back					10	Droë Kloof								
		11	Blaaie Kloof					12	Big Titanic/Cave					13	Small Titanic					14	10th Ave Kloof					15	11th Ave Kloof								
		16	A-Shape					17	Bos Klip					18	Hermanus Heights					19	Steyn's Kloof					20	In Town								
		21	Tallie's Kloof					22	Kanonkop					23	BHB Waterfall					24	Rooiklip					25	ZigZag								
		26	9th Avenue Kloof					27	Shade Rock					28	BOSKO																				
ID Features of Baboons																																			
General remarks		<i>Red indicates non-urban raids or incursions.</i>																																	

Figure 2.2: The Voëlkliip Troop incident sheet for August 2021.

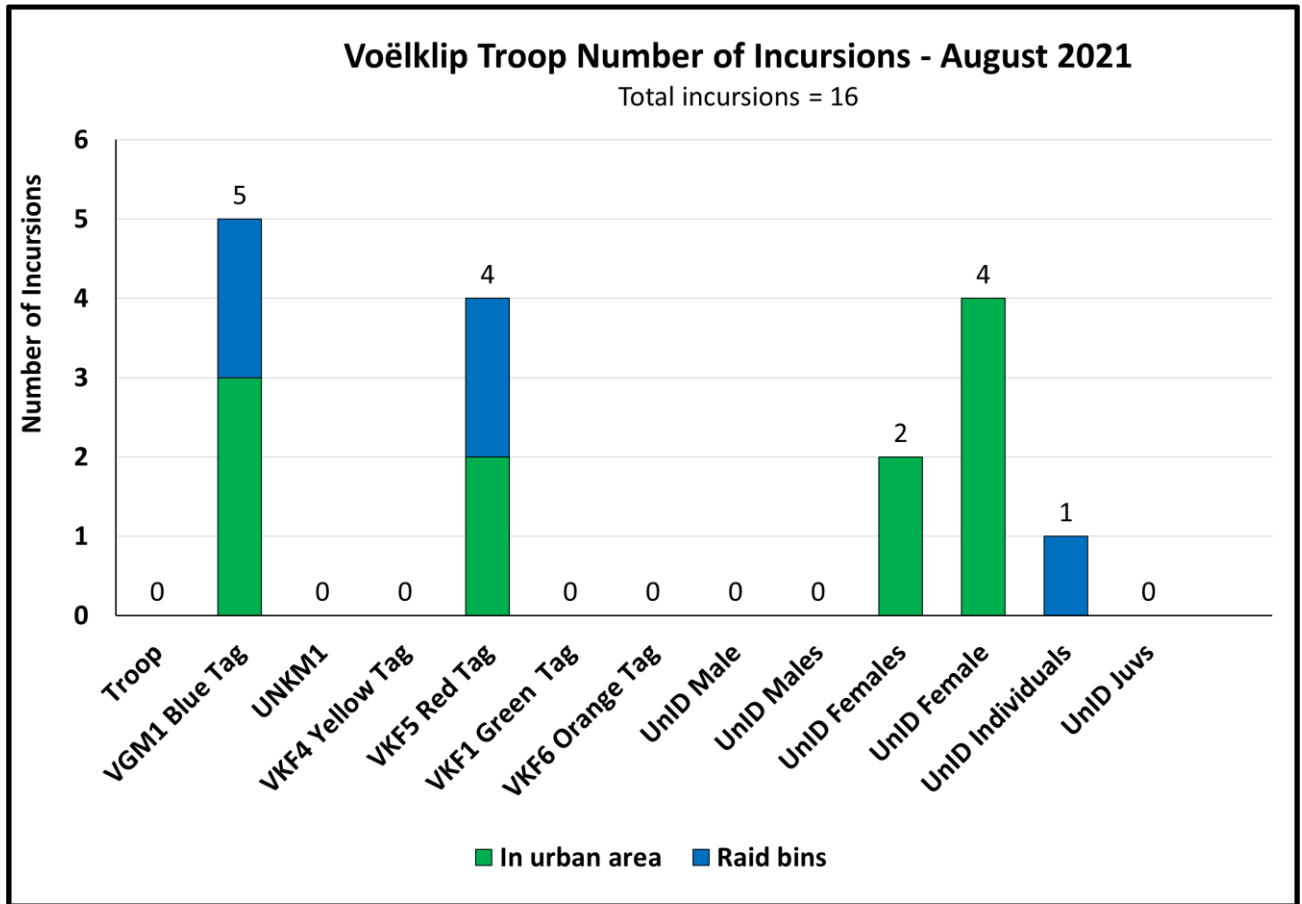


Figure 2.3: Number of incursions by the Voëlklip Troop and individuals during August 2021.

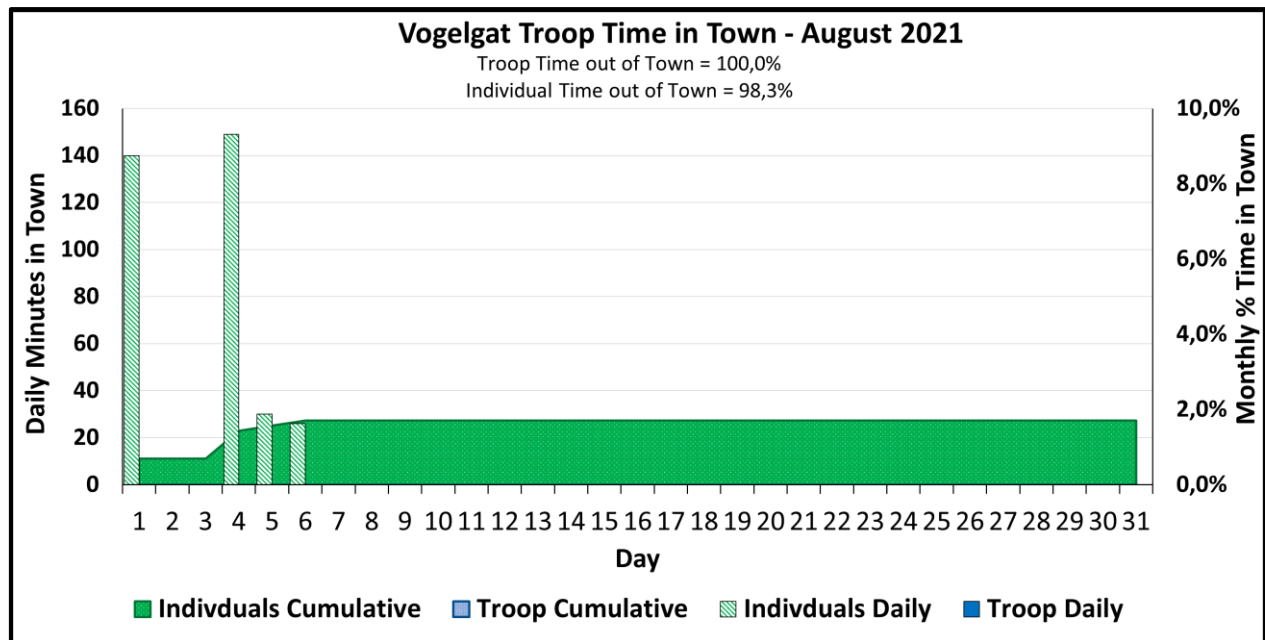


Figure 2.4: Troop and individual daily (bars) and monthly (area) Time in Town by the Vogelgat Troop during August 2021. Note: Average daylight hours for August was 10 hours and 53 minutes.

2.2 VOGELGAT TROOP

2.2.1 IN TOWN STATISTICS

- Time out of town for the troop remained at 100% for the 12th consecutive month.
- Time out of town for individuals increased from 97.5% in July to 98.3% in August.

2.2.2 NOTEWORTHY INCIDENTS

- One bin raid was reported on 17th Avenue in August.
- The backpacks of construction workers working along the R43 were taken by baboons on two occasions in August, once by an unidentified individual and once by VGM2.
- Individuals from the Vogelgat Troop regularly entered Stillwaters and other properties along the R43 during August. VGM2 was often identified as partaking in these incursions.
- On 23 August HWS received a report of a dead baboon on one of the properties along the R43. HWS staff identified the baboon as VGM2. He was easily identified by his collar and ear tag. VGM2 has sustained a significant trauma, however, the cause of death could not be confirmed. The most probable cause was a motor vehicle accident. It is noteworthy however, that the troop was much more wary of humans after VGM2 was killed.

2.2.3 VIRTUAL FENCE

- During August the virtual fence was utilised on five occasions and continued to successfully deter the Vogelgat Troop from entering the urban area.

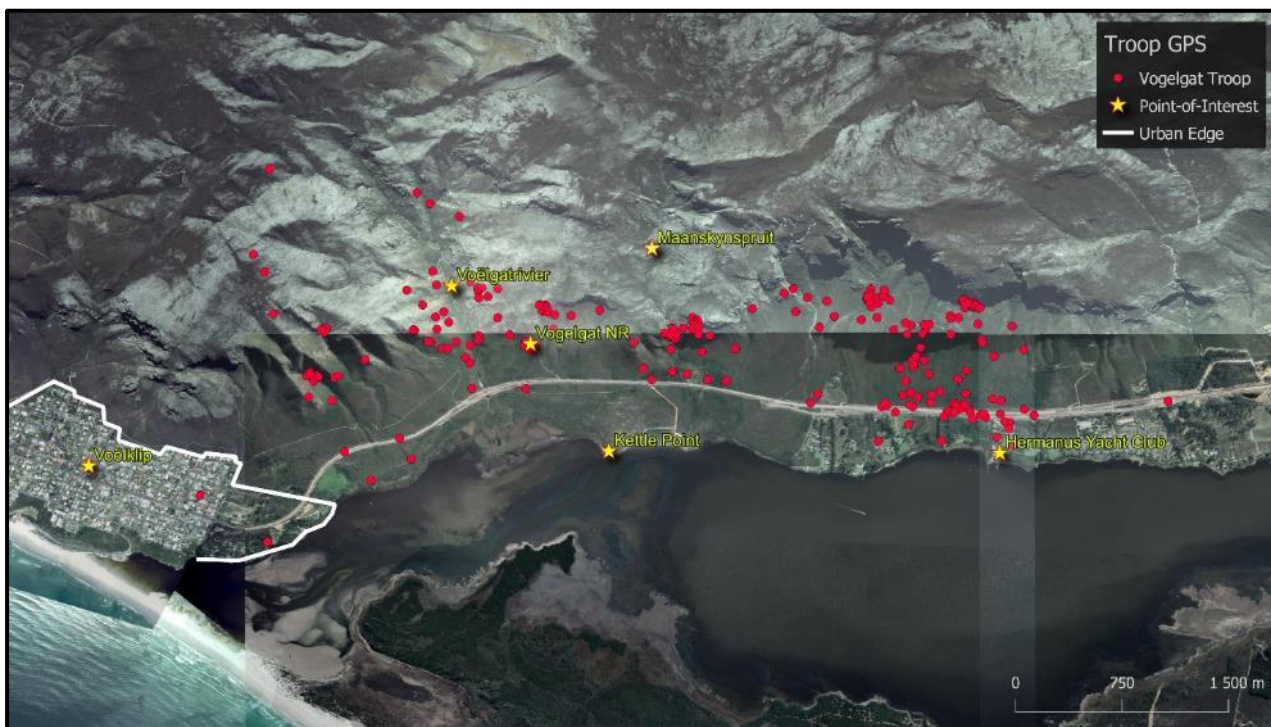


Figure 2.5: GPS locations of the Vogelgat Troop as determined by the GPS collar during August 2021.

HWS: TROOP MONTHLY REPORT																																		
SECTOR		CLASSES OF BEHAVIOUR																																
OVERSTRAND		1	2	3	4	5	6	7	8	9	10	11	12	13	14	15	16	17	18	19	20	21	22	23	24	25	26	27	28	29	30	31	TOTAL	
BABOON TROOP:		1 In urban area		4 Attacking pets		7 Threatening behaviour/ attacking/ stealing food																												
MONTH: August		2 Raid bins		5 Raid unoccupied house or vehicle		8 Breaking & Entering/Damaging property																												
YEAR: 2021		3 Non malicious damage		6 Raid occupied house or vehicle		9 Nocturnal Raiding																												
BABOON ID	Sex	1	2	3	4	5	6	7	8	9	10	11	12	13	14	15	16	17	18	19	20	21	22	23	24	25	26	27	28	29	30	31	TOTAL	
Troop																																		
VGF1	F																																	0
VGM2	M				1												7																	1
UnID Male	M	1			1	1	1,1																											5
UnID Males	M																																	0
UnID Females	F																																	0
UnID Female	F	1			1,1	1																											4	
UnID Individuals					2							7																					1	
UnID Juvs																																	0	
		TIME SPENT IN TOWN (Minutes)																													HRS			
Troop	0,0																																0,00	
Individuals	1,7	140			149	30	26																										5,75	
Roost:	AM	1	15	15	20	10	1	11	?	1	15	19	18	18	19	18	18	19	17	19	18	19	15	?	15	15	?	?	?	?	?			
Roost:	PM	15	15	15	10	1	11	?	1	15	19	18	18	19	18	18	19	17	19	18	19	15	?	15	15	19	?	?	20	15	?	19		
Roost Sites		1	2	3	4	5	6	7	8	9	10	11	12	13	14	15	16	17	18	19	20	21	22	23	24	25	26	27	28	29	30	31		
		1	2	3	4	5	6	7	8	9	10	11	12	13	14	15	16	17	18	19	20	21	22	23	24	25	26	27	28	29	30	31		
		1	2	3	4	5	6	7	8	9	10	11	12	13	14	15	16	17	18	19	20	21	22	23	24	25	26	27	28	29	30	31		
ID Features of Baboons		1	2	3	4	5	6	7	8	9	10	11	12	13	14	15	16	17	18	19	20	21	22	23	24	25	26	27	28	29	30	31		
General remarks		Please note that the numbers in red indicate non-urban raids or incursions.																																

Figure 2.6: The Vogelgat Troop incident sheet for August 2021.

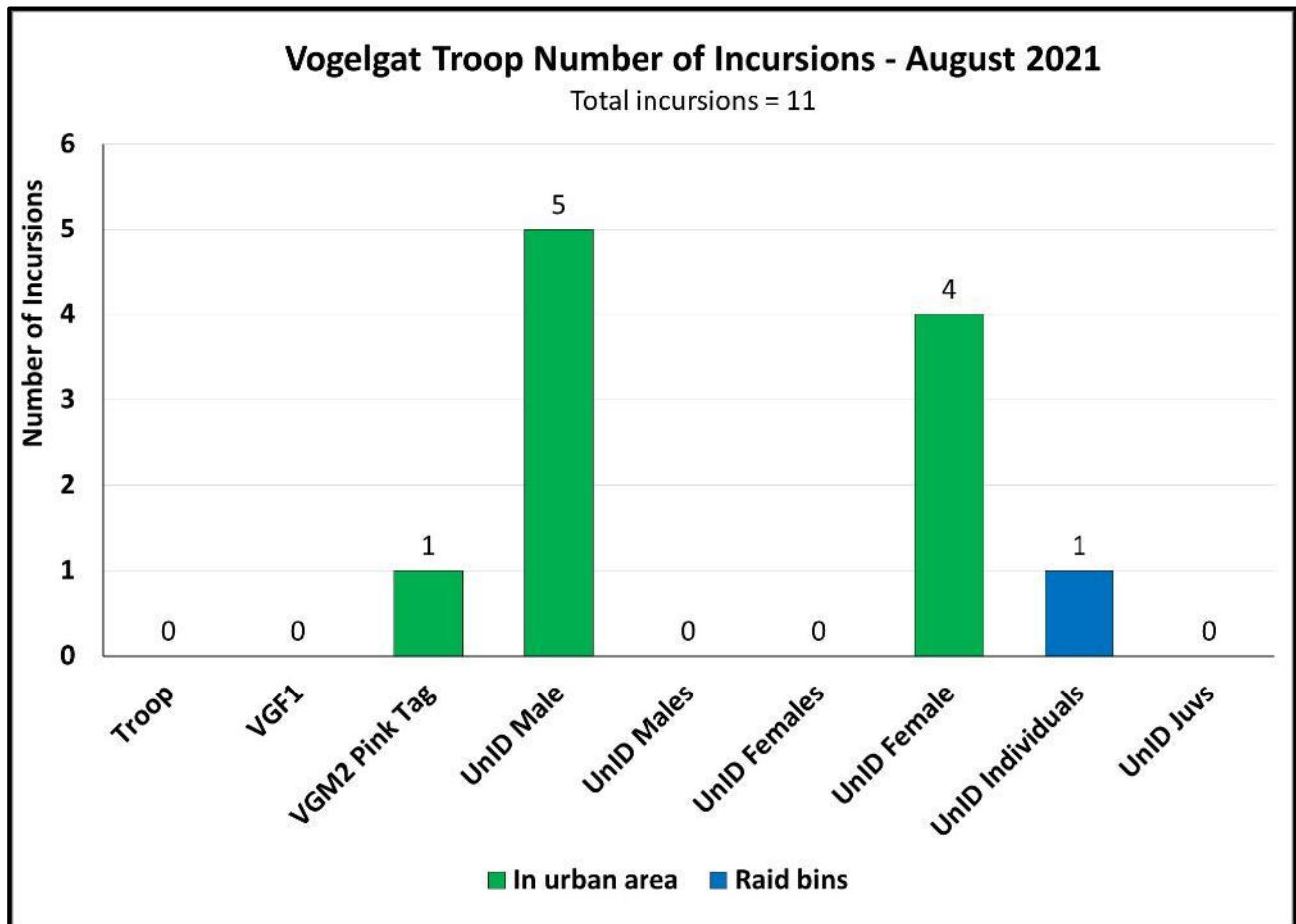


Figure 2.7: Number of incursions by the Vogelgat individuals during August 2021.

2.3 ONRUS TROOP

- The Onrus Troop was not observed on a single occasion in August.

2.3.1 VIRTUAL FENCE

- The Virtual Fence was not activated in Onrus this month.

2.4 HAMILTON RUSSEL TROOP

- An unidentified troop that is believed to be the Hamilton Russel Troop was seen on a single occasion on 04 August above Hermanus Heights.
- On 18 August baboons were heard vocalising from the cliffs above the Fernkloof Nursery. At this time the Vogelgat Troop was in the vicinity of Adder Ladder. No visual of baboons were obtained above the nursery, but it is possible that the Hamilton Russell Troop was in the area.

2.5 BIRTHS, DEATHS & MIGRATIONS

- A female from the Vogelgat Troop was seen carrying a new infant on 06 August.
- VGM2 of the Vogelgat Troop was found dead on 23 August. The cause of death was undefined but most likely involved an accident with a motor vehicle.

3 OVERSTRAND WEST TROOPS

3.1 PRINGLE BAY TROOP

3.1.1 IN TOWN STATISTICS

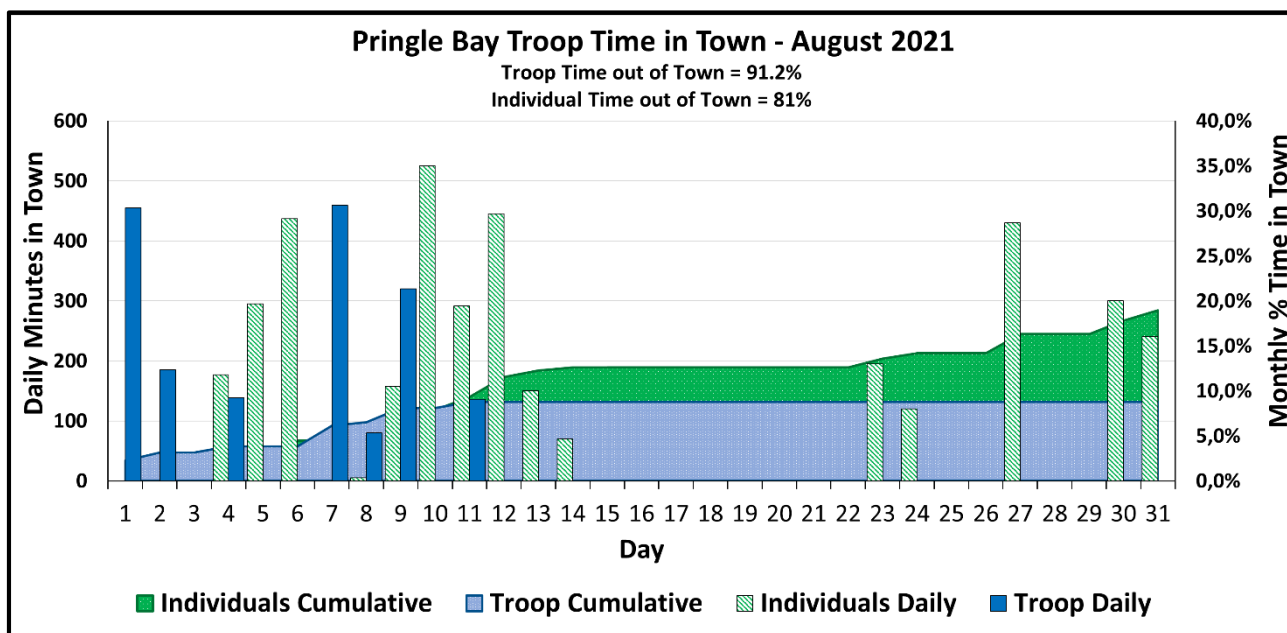


Figure 3.1: Troop and individual daily (bars) and monthly (area) Time in Town by the Pringle Bay Troop during August 2021. Note: Average daylight hours for August was 10 hours 53 minutes. Note: Individual baboons were reported in town on the 16th and 28th, but were not observed by HWS.

- The Pringle Bay Troop spent 91.2% of its time out of town in August in comparison to last month’s 100%.
- Individual baboons spent 81% of their time out of town this month in comparison to 64.2% in July. This figure is somewhat misleading, because those same individuals were almost certainly also with the troop in town during August. Thus to determine total individual time in town, one should add the troop time plus the individual time together.

3.1.2 **NOTEWORTHY INCIDENTS**

- The troop entered Pringle Bay on seven days this month. The incursions took place between 1 and 11 August. No further incursions were recorded for the troop between 12 and 31 August.
- Sub-groups and individual baboons were recorded in Pringle Bay on 15 days this month.
- On 1 August, the troop returned to Pringle Bay. Shortly after their arrival, PBF3 was attacked by four dogs inside a resident's yard. PBF3 was in oestrus at the time and was bitten directly on her swelling. PBF3 showed no signs of debilitation and was observed following the troop. PBF3 has since recovered from her injury. Indirect human-induced injuries such as dog attacks show that the urban space is not a suitable environment for baboons to live in.
- PBM2 was recorded in Pringle Bay 11 days during August. During this time PBM2 entered 16 occupied houses and showed little interest in returning to the troop. PBM2 was also seen testing sliding doors.
- PBF4 was recorded in town seven times this month. PBF4 entered one unoccupied house and four occupied houses.
- Incursion data for August shows that the same individual baboons as last month, namely, PBM2, PBF1, PBF3, and PBF4 continued to return to Pringle Bay in search of HDFs. The four individuals were sometimes accompanied by two juvenile baboons. These baboons were often identified moving far ahead of the troop in an attempt to go back to Pringle Bay. During these challenging winter months, history shows that baboons often attempt to enter urban areas more frequently in search of high reward HDFs instead of foraging under the challenging natural conditions associated with the Cape winter.
- The provisioning of birdseed for birds in Pringle Bay is an ongoing practice. Residents that provide food for birds are attracting baboons to town and indirectly feeding them. Residents that wish to observe birds in their gardens should rather consider planting plants that are known to attract birds.

HWS: TROOP MONTHLY REPORT																																																																																																																																																																																												
SECTOR		CLASSES OF BEHAVIOUR																																																																																																																																																																																										
OVERSTRAND		1	2	3	4	5	6	7	8	9	10	11	12	13	14	15	16	17	18	19	20	21	22	23	24	25	26	27	28	29	30	31	TOTAL																																																																																																																																																											
BABOON TROOP:																																																																																																																																																																																												
PRINGLE BAY																																																																																																																																																																																												
MONTH: August																																																																																																																																																																																												
YEAR: 2021																																																																																																																																																																																												
Troop		1	1		1			1	1	1		2	1	1																				7																																																																																																																																																										
BRM1	M																																	2																																																																																																																																																										
PBM2	M				6		6					6	6,6,6		1		6								6	1				6	?		6,6	6,6,6,6	17																																																																																																																																																									
BRM2	M																																	0																																																																																																																																																										
PBF1	F								1	1	1	6																						4																																																																																																																																																										
PBF3	F																																	2																																																																																																																																																										
PBF4	F		5		1	6,6	6,6					1		1	1																			9																																																																																																																																																										
PBF5	F																																	0																																																																																																																																																										
UniD Females																																		0																																																																																																																																																										
UniD Female											1			1																				2																																																																																																																																																										
UniD Individuals															1																			1																																																																																																																																																										
UniD Juveniles					1	6					1																							4																																																																																																																																																										
%		TIME SPENT IN TOWN (Minutes)																													HRS																																																																																																																																																													
Troop	8,8	455	185		139			459	80	320		136																						29,57																																																																																																																																																										
Individuals	19,0				177	295	437		5	158	525	291	445	150	70		?								195	120			430	?		300	240	63,97																																																																																																																																																										
Roost:	AM	27	1	23	23	14/1	14/1	12/1	1/17	1/24	1/23	1/23	1/25	14	12	22	18	25	18	14	18	18	18	18	18	18/26	18	18	22	18/26	18	18	22/1																																																																																																																																																											
Roost:	PM	1	23	23	14/1	14/1	12/1	1/17	1/24	1/23	1/23	1/25	14	12	22	18	25	18	14	18	18	18	18	18	18/26	18	18	22	18/26	18	18	22/1	22/1																																																																																																																																																											
Roost Sites	1	Professor																										2	Hangklip																										3	Axel Kop																										4	Pringle Peak																										5	Lemoenkop																																																																														
	6	Panel Beaters																										7	Valley																										8	Stink Kop																										9	Waldos Farm SS1																										10	Waldos Farm SS2																																																																														
	11	Pieter's																										12	Boulders																										13	Buffels Dam 1																										14	Buffels Dam 2																										15	Buffels Dam 3																																																																														
	16	Panel Beaters																										17	Concrete House																										18	Gullies																										19	Roolek 1																										20	River Ridge																																																																														
	21	Mountain Top																										22	Roolek 2																										23	Quarry SS																										24	Groot Slot SS																										25	Waterworks																																																																														
	26	Pringle Bay Urban Area																										27	Unknown																										28																																																																																																																																					
	29																																																																																																																																																																																											
ID Features of Baboons																																																																																																																																																																																												
General remarks		Please note that the numbers in red indicate non-urban raids or incursions.																																																																																																																																																																																										

Figure 3.2: The Pringle Bay Troop incident sheet for August 2021.

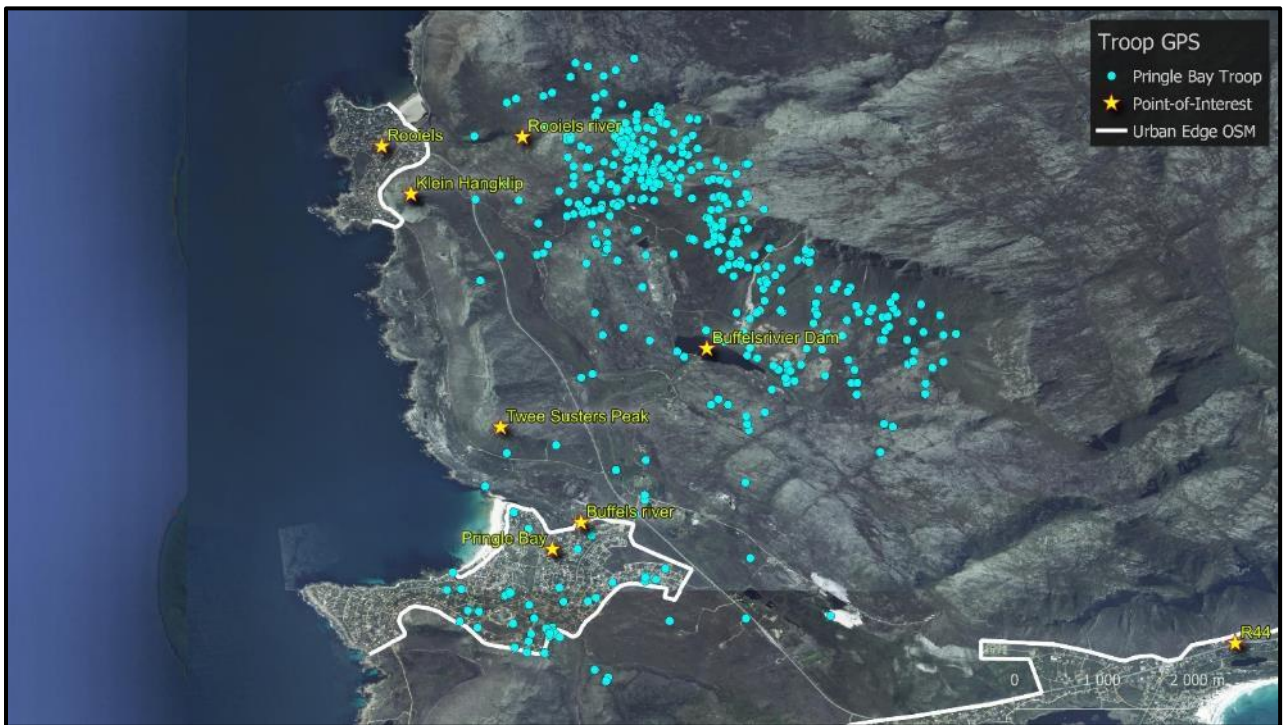


Figure 3.3: GPS locations of PBF3 in the Pringle Bay Troop as determined by the GPS collar during August 2021.

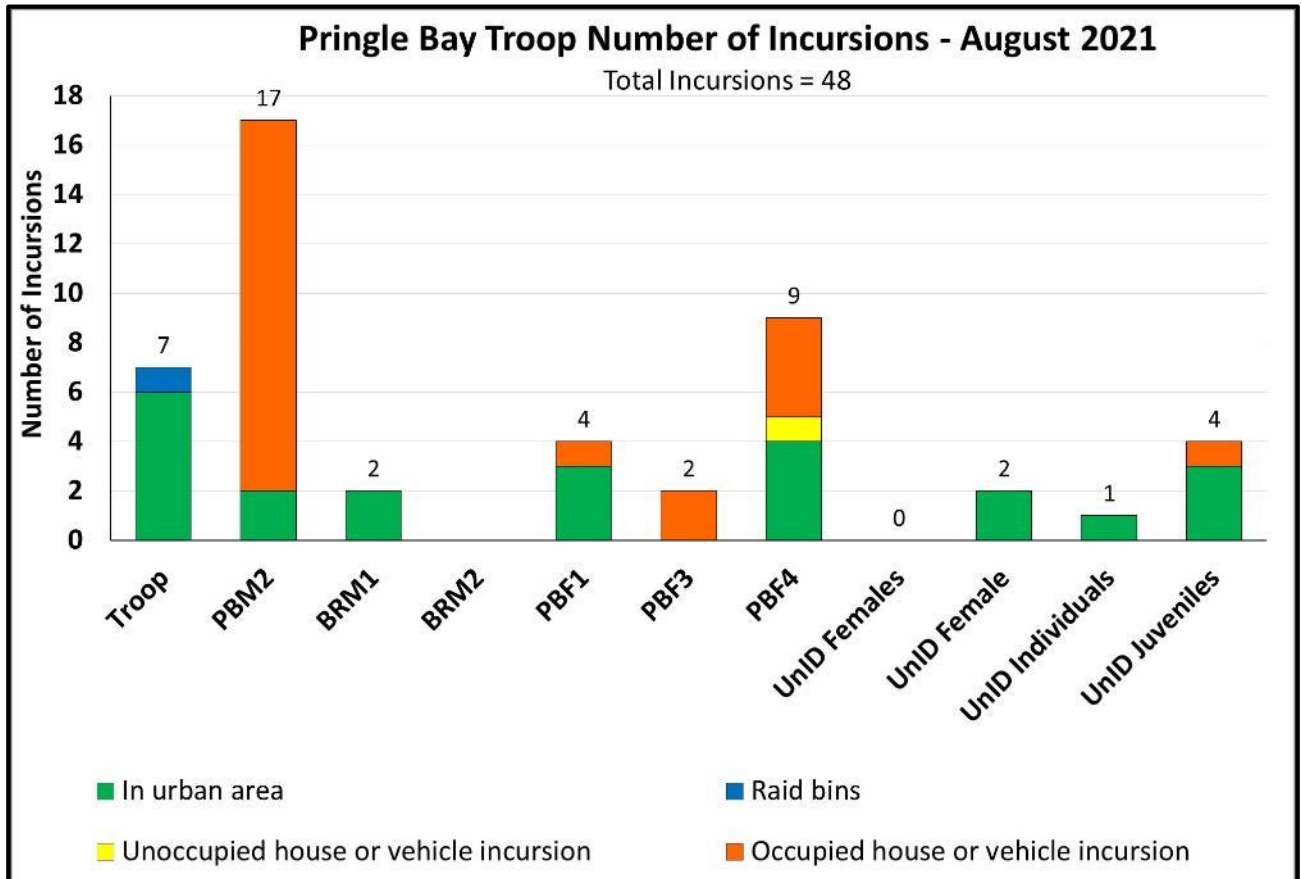


Figure 3.4: Number of incursions by the Pringle Bay Troop and individuals during August 2021.

3.2 HANGKLIP TROOP

3.2.1 IN TOWN STATISTICS

- During August the Hangklip Troop was 100% out of town.
- Time out of town for individuals was 98.2% in August.

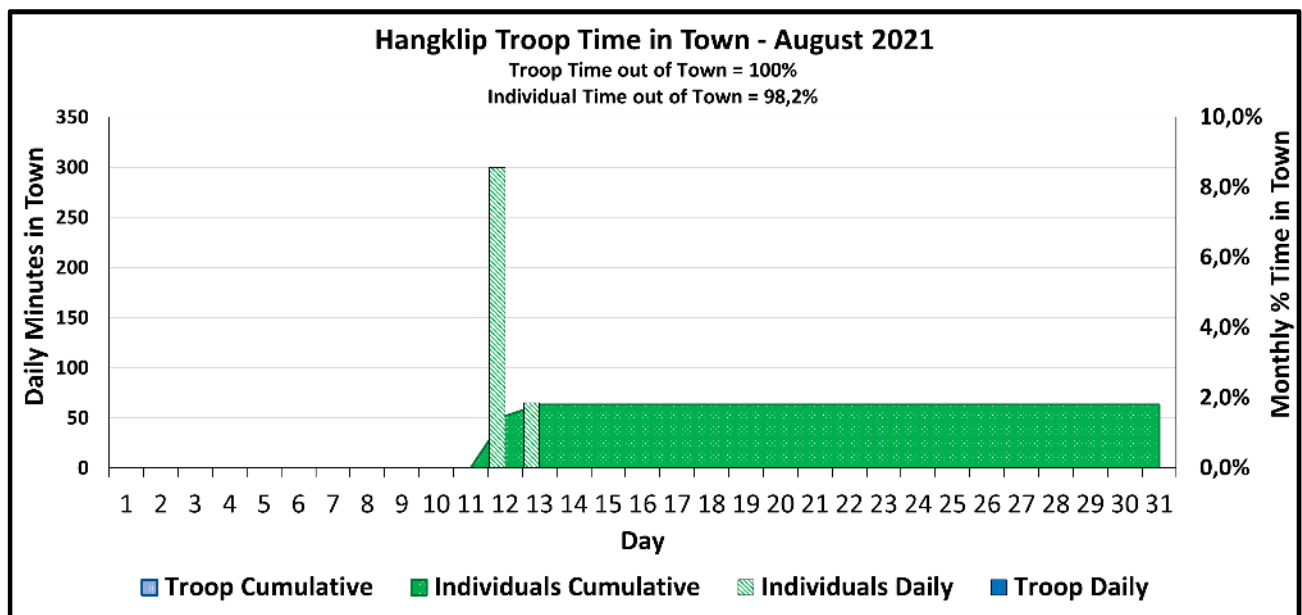


Figure 3.5: Troop and individual daily (bars) and monthly (area) Time in Town by the Hangklip Troop during August 2021. Note: Average daylight hours for August was 10 hours 53 minutes.

3.2.2 NOTEWORTHY INCIDENTS

- A non-urban bin raid was recorded at the Maasbaai Slipway. The bins here are not baboon-proof and require urgent attention.
- On 12 August, three adult males from the Hangklip Troop entered the Pringle Bay Central Business District (CBD).
- On 12 August, an adult male baboon was cage captured in Pringle Bay and fitted with a satellite GPS collar. The baboon was assigned baboon identity code HKM3.
- On 17 August, the troop moved north from the Hangklip Hotel in the direction of Pringle Bay. The virtual fence was activated. This stopped the troop’s approach towards Pringle Bay. The troop spent the rest of the day foraging in close proximity to the hotel.

HWS: TROOP MONTHLY REPORT																																															
SECTOR																CLASSES OF BEHAVIOUR																															
OVERSTRAND																																															
BABOON TROOP: HANGKLIP																																															
MONTH: August																YEAR: 2021																															
BABOON ID	Sex	1	2	3	4	5	6	7	8	9	10	11	12	13	14	15	16	17	18	19	20	21	22	23	24	25	26	27	28	29	30	31	TOTAL														
Troop																																															
HKM1	M																																														
HKM2	M																																														
HKM3 (satellite GPS Collar)	M																																														
UnID Male	M											2	1	1																				2													
UnID Male	M											1																						1													
UnID Male	M											1																						1													
UnID Females	F																																														
UnID Female	F																																														
UnID Individuals												1																						1													
UnID Juveniles																																															
	%	TIME SPENT IN TOWN (Minutes)																														HRS															
Troop	0,0																																	0,00													
Individuals	1,8											300	65																					6,08													
Roost:	AM																																														
Roost:	PM																																														
Roost Sites		1	Sea Farm Gate										2	Brodie Link South										3	Hangklip										4	Hotel Bluegums										5	
		6											7											8											9											10	
		11											12											13											14											15	
		16											17											18											19											20	
		21											22											23											24											25	
		26											27											28																							
ID Features of Baboons																																															
General remarks		Please note that numbers in red indicate non-urban raids or incursions.																																													

Figure 3.6: The Hangklip Troop incident sheet for August 2021.

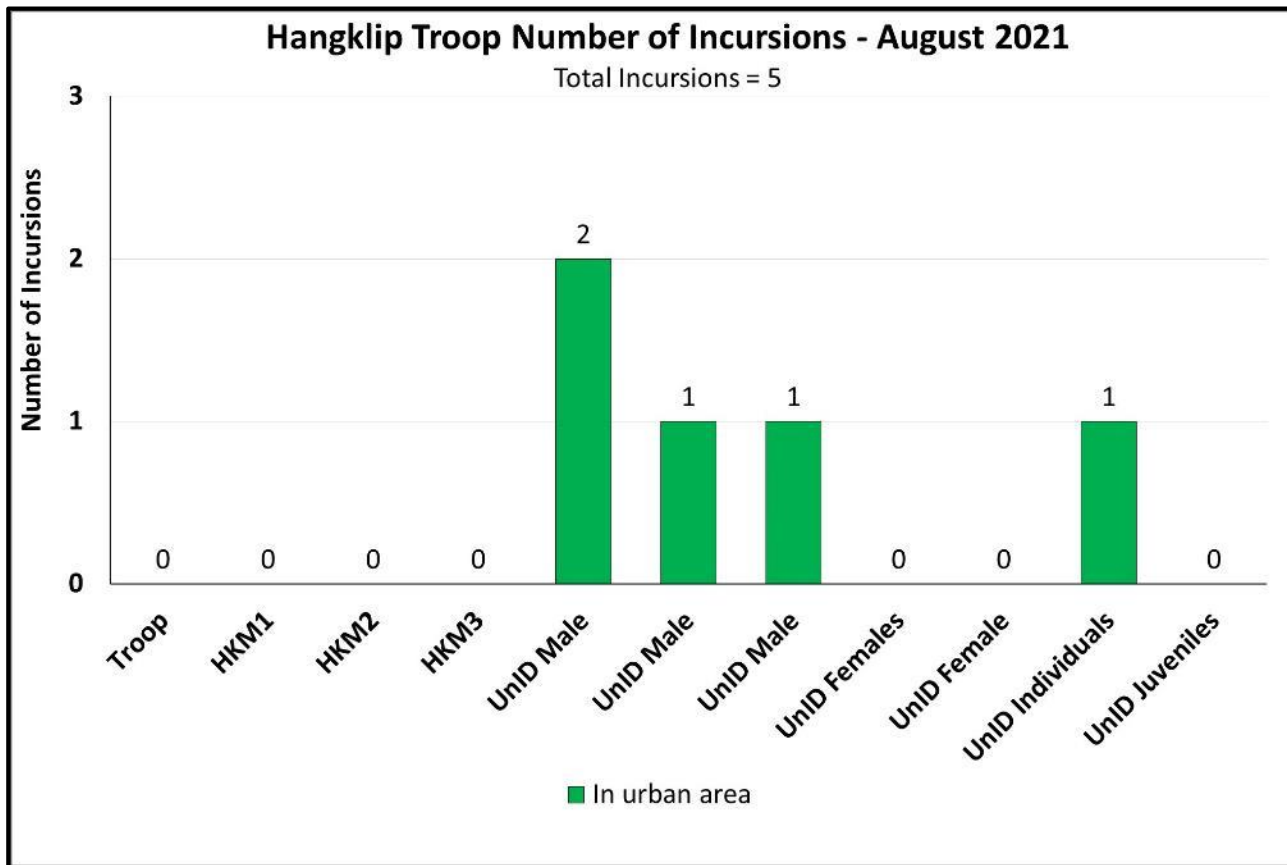


Figure 3.7: Number of incursions by the Hangklip Troop and individuals during August 2021.

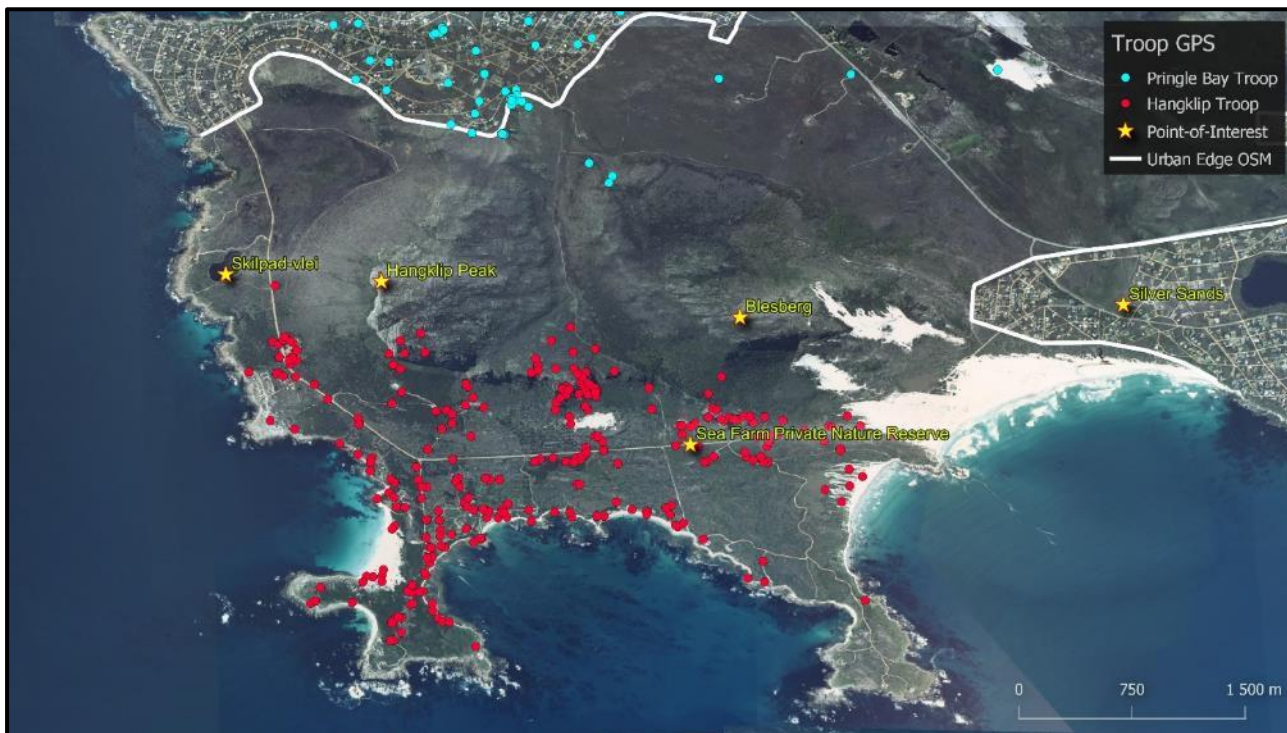


Figure 3.8: GPS locations of HKM3 in the Hangklip Troop as determined by the GPS collar during August 2021.

3.3 SILVERSANDS TROOP

3.3.1 IN TOWN STATISTICS

- Time out of town for the troop was 99.8% in August.
- Time out of town for individuals decreased from 95.7% in July to 84.5% in August.

3.3.2 NOTEWORTHY INCIDENTS

- The troop entered town once this month on 14 August 2021.
- Sub-groups of baboons or individual baboons entered town on 27 days this month. Most of the incursions were recorded for adult male baboons. The individual baboons that entered town were observed following the same route through town on each occasion. They were also recorded visiting the same houses on each occasion. This behaviour shows that these animals have likely been fed in Silversands in the past and were continuing to be fed.

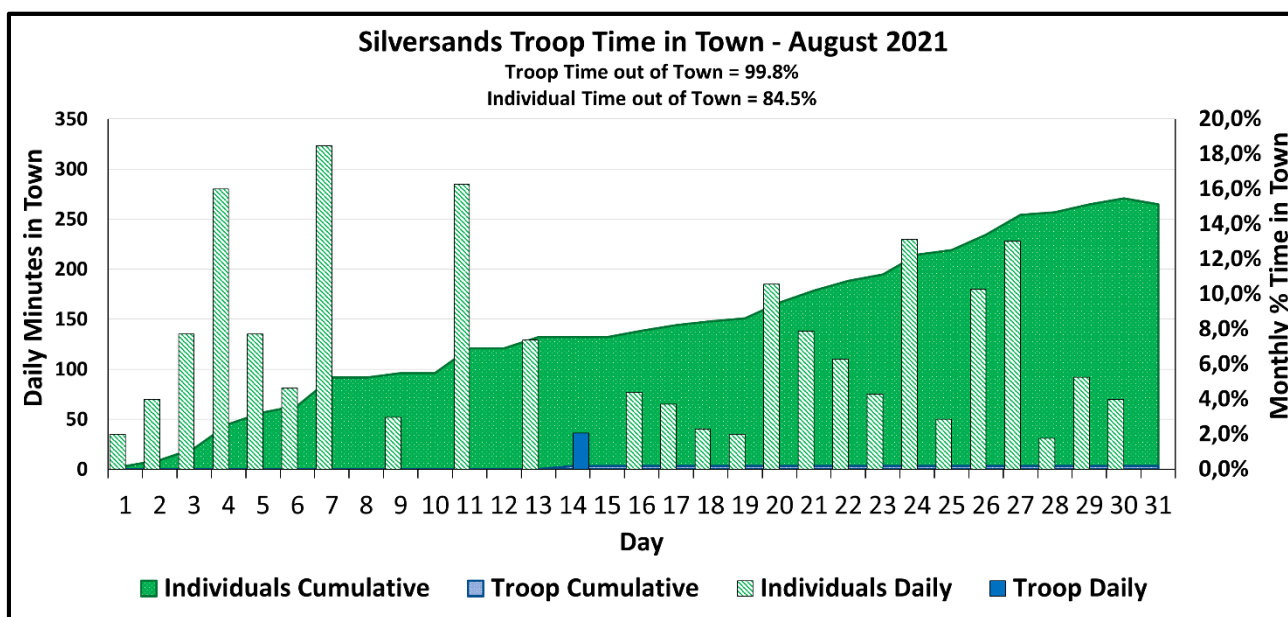


Figure 3.9: Troop and individual daily (bars) and monthly (area) Time in Town by the Silversands Troop during August 2021. Note: Average daylight hours for August was 10 hours 53 minutes.

- Baboons were observed again this month waiting at the backdoor on a property on Senecio Close.
- Multiple reports from residents indicate that baboons are fed in Silversands. The reports implicate the same houses that were regularly visited by baboons.

HWS: TROOP MONTHLY REPORT																																		
SECTOR		CLASSES OF BEHAVIOUR																																
OVERSTRAND		1 In urban area	4 Attacking pets	7 Threatening behaviour/ attacking/ stealing food																														
BABOON TROOP: Silversands		2 Raid bins	5 Unoccupied house or vehicle incursion	8 Breaking & Entering/Damaging property																														
MONTH: August YEAR: 2021		3 Non malicious damage	6 Occupied house or vehicle incursion	9 Nocturnal incursion																														
BABOON ID	Sex	1	2	3	4	5	6	7	8	9	10	11	12	13	14	15	16	17	18	19	20	21	22	23	24	25	26	27	28	29	30	31	TOTAL	
Troop															1																		1	
SSM1 (short tail)	M		1					1		1				1		1	1	1	1	1		1	1	1	6	1	1	1	1	1	1	1	19	
SSM2	M													1																			1	
UnID Male	M	1	1	1	1	1	1	1		1		1	1	1			1	1	1		1	1	1			1	1	1		1	1	23		
UnID Male	M			1	1	1	1						1	1							1											8		
UnID Male	M			1								1										1										3		
UnID Male	M											1										1										1		
UnID Females	F																																	
UnID Females	F																																	
UnID Individuals					1																					1							2	
UnID Juveniles																																		
		TIME SPENT IN TOWN (Minutes)																													HRS			
Troop	%	0,2																															0,60	
Individuals		15,5	35	70	135	280	135	81	323		52		285	?	129	36	?	77	65	40	35	185	138	110	75	230	50	180	228	31	92	70	52,18	
Roost:	AM																																	
Roost:	PM																																	
Roost Sites					1								2						3					4					5					
					6								7						8					9					10					
					11								12						13					14					15					
					16								17						18					19					20					
					21								22						23					24					25					
					26								27						28															
ID Features of Baboons																																		
General remarks		Please note that numbers in red indicate non-urban raids or incursions.																																

Figure 3.10: The Silversands Troop incident sheet for August 2021.

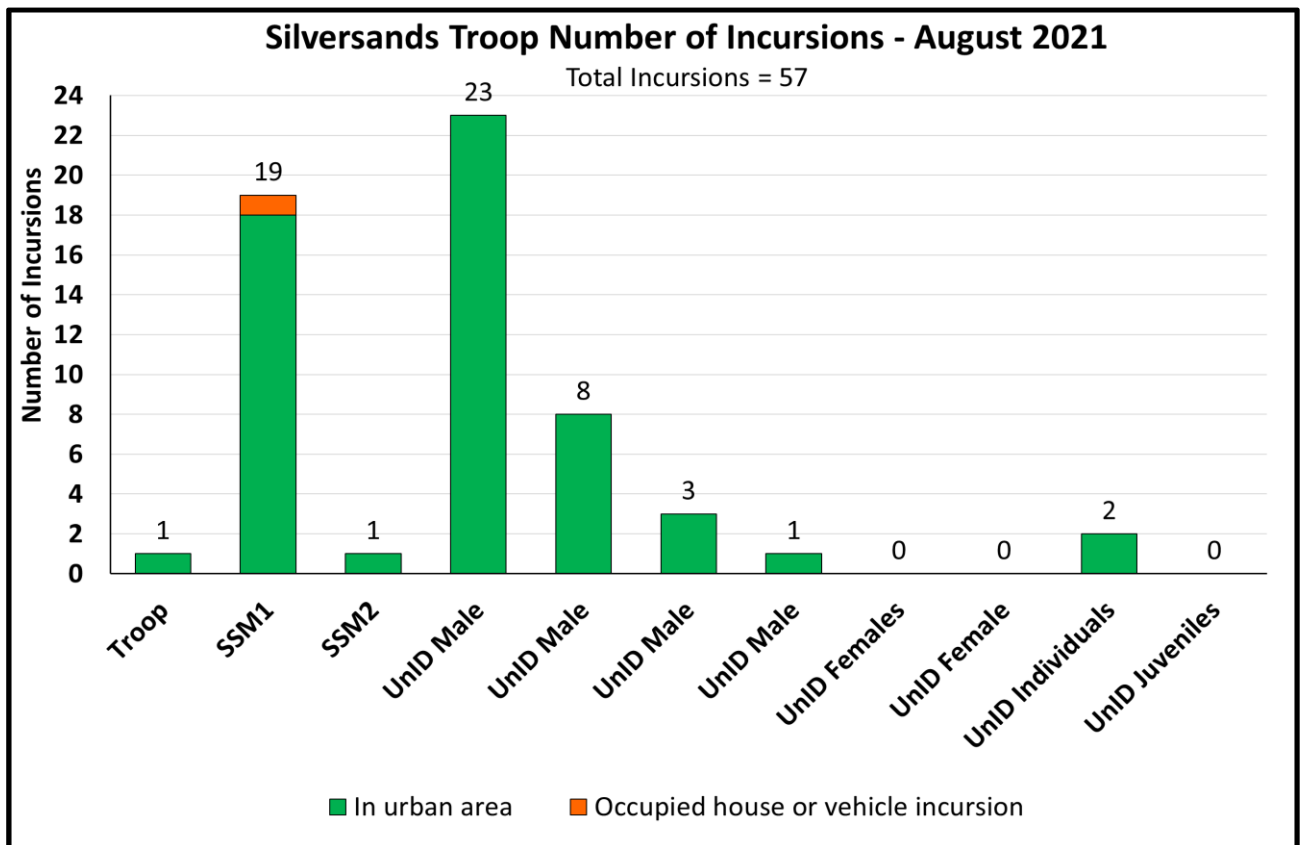


Figure 3.11: Number of incursions by the Silversands Troop and individuals during August 2021.

3.4 BETTY'S BAY TROOP

3.4.1 IN TOWN STATISTICS

- The Betty's Bay Troop spent 94.5% time out of town this month in comparison to 87.4% in July.
- Individual baboons spent 85.9% time out of town in comparison to 78.8% in July.

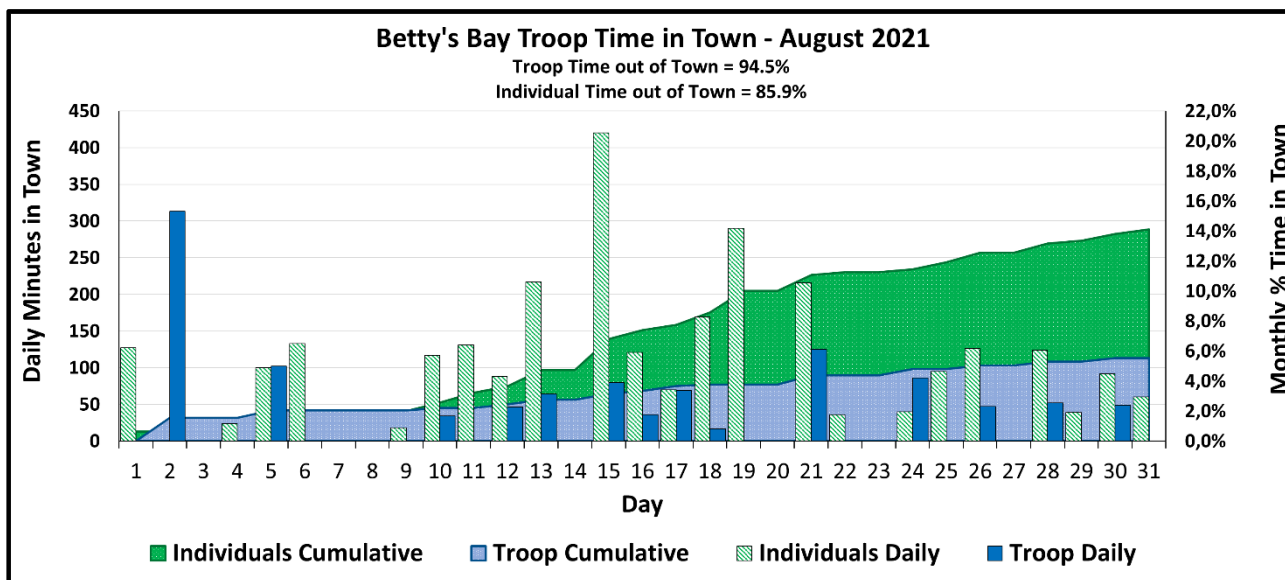


Figure 3.12: Troop and individual daily (bars) and monthly (area) Time in Town by the Betty's Bay Troop during August 2021. Note: Average daylight hours for August was 10 hours 53 minutes.

3.4.2 NOTEWORTHY INCIDENTS

- The troop entered town on 14 days in comparison to 17 days in July.
- Sub-groups of baboons and individual baboons entered town on 23 days this month in comparison to 29 days in July.
- There were 117 incursions recorded for baboons this month in comparison to 174 in July.
- The three adult males were observed or heard fighting regularly. It was probably due to the presence of newborn infants in the troop. BBM1 was observed trying to commit infanticide on the newborns.
- On 1 August, BBM1 stole food directly from hikers in the Harold Porter Botanical Gardens
- On 10 August, BBM1 broke into two houses in Betty's Bay. The second door that was broken on Mountain Road was fitted with a supposedly baboon proof lock.
- On 11 August, BBM1 entered a shop on Clarence Drive. The shop owner tried to prevent BBM1 from going further into the shop which resulted in BBM1 mock charging the owner.
- BBF1, an adult female baboon, stole an orange directly from a person on 13 August.
- On 15 August, BBM1 tried to break the line four times. BBM1 eventually entered town and broke a sliding door on Dolphin Road.

- On 19 August, a baboon ranger tried to prevent BBM3 from entering the urban space. A resident on High-Level Road was unhappy that the baboon was being prevented from entering town. The resident tried to physically block the baboon rangers from performing their duties by chasing them with extended arms. When she was unable to keep up with the baboon rangers, she threw her phone at them. As a result, BBM3 ran into town and entered an occupied house.
- On 19 August, an assertive and brazen interaction took place between BBM4 and a 10-year-old child close to the Penguin Shop in Betty's Bay. BBM4 approached the child and stole the backpack directly off his back. The child was understandably shaken by the incident. A baboon ranger retrieved the backpack from the roof of the hardware store and the field manager escorted the child home.
- The troop moved from Betty's Bay to Kleinmond on 22 August.
- On 25 August, five feral dogs from Proteadorp started to chase the troop. The troop sat out of reach of the dogs which caused four of the dogs to lose interest. One of the dogs continued to pursue the troop but was chased away by the baboon rangers.
- On 28 August, BBM1 entered the Epikhaya Estate by scaling over a wall. The baboon rangers were alerted to BBM1's presence inside a house by the loud screams of a young boy. A baboon ranger moved the two occupants out of the house into the garden to safety. BBM1 was encouraged to exit the house through the sliding door he initially broke. The residents reported that the event left them feeling traumatised.
- BBM1 entered one unoccupied house, 10 occupied houses, threatened a person once, stole food directly from hikers once and broke and entered nine houses during August.
- BBM2 entered three occupied houses and stole food directly from picnickers at Fairy Glen.
- BBM3 raided three unsecure bins, entered 1 unoccupied house and three occupied houses.
- BBM4 raided two unsecure bins and entered two occupied houses.

HWS: TROOP MONTHLY REPORT																																																								
SECTOR		CLASSES OF BEHAVIOUR																																																						
OVERSTRAND																																																								
BABOON TROOP: BETTY'S BAY		1	2	3	4	5	6	7	8	9	10	11	12	13	14	15	16	17	18	19	20	21	22	23	24	25	26	27	28	29	30	31	TOTAL																							
MONTH: August		YEAR: 2021																																																						
		1	2	3	4	5	6	7	8	9	10	11	12	13	14	15	16	17	18	19	20	21	22	23	24	25	26	27	28	29	30	31	TOTAL																							
Troop											1		1			1	1	1	1			1			1		1		5		1	14																								
BBM1 (satellite collar)	M	7	6				1,5				8,8	6,7	6	6,8		8	6	6	6	8		1	6,6		1	8	8		6,8,8		1	24																								
BBM2	M	1	6			1										1			1	1		6,6	7							1	10																									
BBM3	M	1			1		1,6			2		1	2	1		1	1			6		6	1				5	1		1	2	17																								
BBM4 (sub-adult)	M	1				6	1					1		1		1	1			1	7		6				2		1	1	2	14																								
BBF1	F	1								2					7							1										5																								
BBF2	F													1																		1																								
UnID Male	M																																																							
UnID Female	F																																																							
UnID Female	F						1						1	2			1		1	6		1				1				1	1	10																								
UnID Individuals						1		1			1	1				1						1	7		6,6	1	1		1	2,6	1	14																								
UnID Juveniles										2												6							2	1		5																								
		TIME SPENT IN TOWN (Minutes)																																																						
		%																														HRS																								
Troop		5,5	313			102					34	46	64	80	36	69	17					125			86	47	52	49		18,67																										
Individuals		14,1	127		24	100	133			18	117	131	88	217	420	121	70	169	290			216	36		40	95	126	124	39	92	60	47,55																								
Roost:	AM	1	1		2	2	1		2	18	18	2	2	2	2	14	7	1	1	2	2	14	20	20	21	22	23	24	24	25	25	24																								
Roost:	PM	1	2	18	2	1				18	2	2	2	2	2	14	7	1	1	2	2	14	20	21	22	23	24	18	25	25	24	24																								
Roost Sites																																																								
		1	Disa Kloof										2	Leopard Kloof										3	Leopard Kloof Lower										4	Leopard Kloof Upper										5	Sunny Seas									
		6	Sunny Seas West										7	Sunny Seas East										8	Bass Lake										9	Bass Lake West										10	Bass Lake East									
		11	Jocks Bay										12	Zigzag										13	Church										14	Kleinmond Lookout										15	Kopje									
		16	Caltex										17	Waterfall										18	Unknown										19	Harold Porter Gardens										20	Palmeit									
		21	Kasteel Kop										22	Pimples										23	Isaacs River Kloof										24	Jean's Hill										25	Heuningklip									
		26											27											28																																
ID Features of Baboons																																																								
General remarks		Please note that numbers in red indicate non-urban raids or incursions.																																																						

Figure 3.13: The Betty's Bay Troop incident sheet for August 2021.

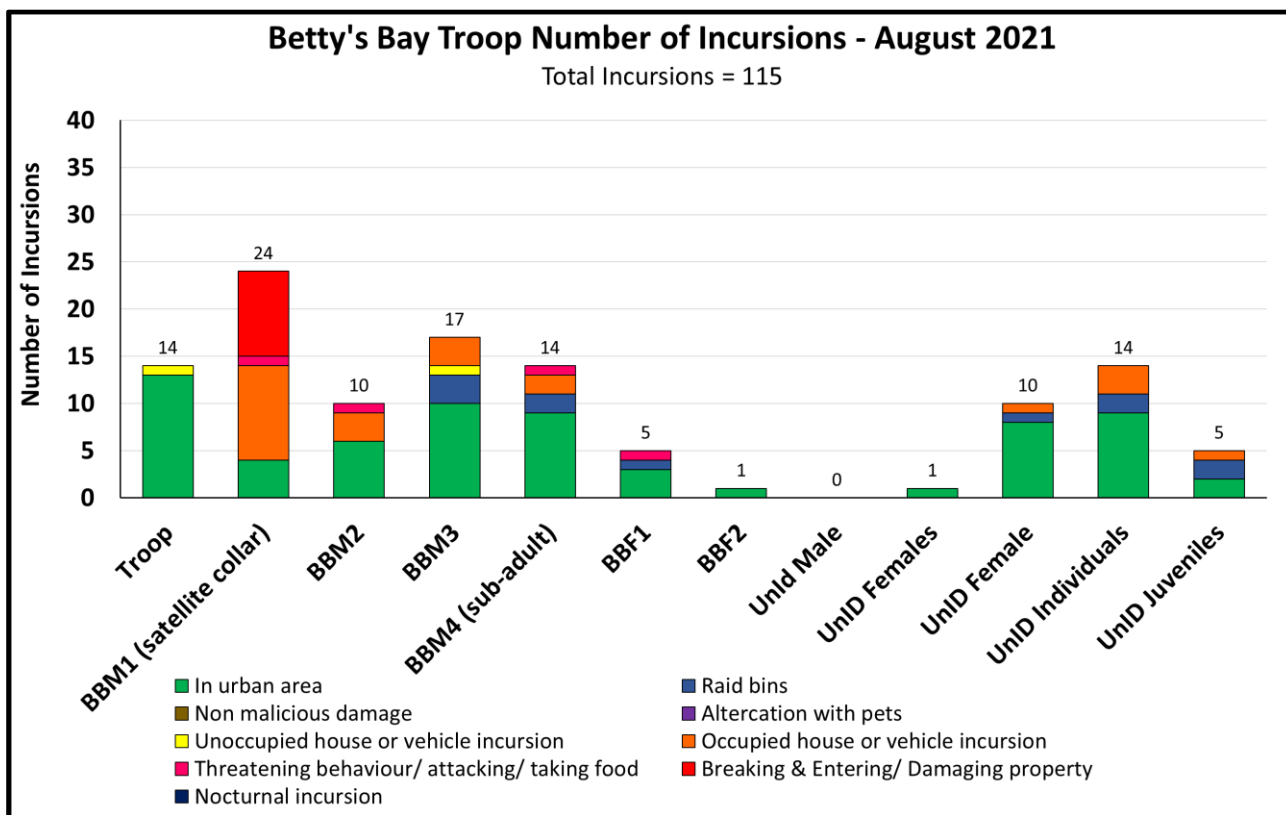


Figure 3.14: Number of incursions by the Betty's Bay Troop and individuals during August 2021.

3.5 BIRTHS, DEATHS & MIGRATIONS

- No births or deaths were recorded in the western region this month.

4 GENERAL COMMENTS – ALL TROOPS

4.1 POPULATION CHARACTERISTICS

One birth and one death were recorded in the Vogelgat Troop this month. The body of the collared male VGM2 was found by the residents of a property along the R43 on 23 August. It had presumably been knocked over by a car. The population data of the four closely managed troops can be seen in Tables 4.1 and 4.2 below.

Troop	October 2019	June 2020	June 2021	August 2021			Total observed Births (1 July 2021 to 31 August 2021)	Total observed Deaths (1 July 2021 to 31 August 2021)	Total observed Migrations (1 July 2021 to 31 August 2021)
				Births	Deaths	Emigration / Immigration			
Voëlklip	29	29	27	0	0	0	0	0	-1
Vogelgat	N/A	22	29	1	1	0	1	1	0.
Pringle Bay	16	16	17	0	0	0	0	1	0.
Betty's Bay	N/A	19	20	0	0	0	2	0	0.
Hangklip	N/A	N/A	30	0	0	0	0	0	0.
Silversands	N/A	N/A	43	0	0	0	0	0	0.
Total	45	86	166	1	1	0	3	2	-1

Table 4.1: Population data for the four closely managed troops in the Overstrand in August 2021. Emigration/Immigration figures show animal movements between troops.

Deaths	2019/20 (October - June)	2020/21 (July - June)	2021/22 (July - June)	August 2021	TOTAL (since October 2019)
Management	3	0	0	0	3
Human Induced (HID)	1	2	1	1	4
<i>Direct **</i>	1	2	1	1	4
<i>Indirect ***</i>	0	0	0	0	0
Natural	2	7	1	0	10
Unknown	0	0	0	0	0
TOTAL DEATHS	6	9	2	1	17

Table 4.2: Causes of baboon deaths since October 2019; **Deaths caused directly by humans, such as motor vehicle accidents, shooting, poisoning and dogs. ***Deaths caused indirectly by humans such as electrocutions and fire.

4.2 HOTLINE DATA

The baboon hotline received 142 calls this month of which 120 were incursion related. This month a large number of calls were again received relating to the Betty’s Bay Troop, with many calls originating from Jocks Bay. After the troop moved to the Kleinmond area on 22 August another 21 calls were received reporting incidents in Kleinmond. This month many more calls were received from Pringle Bay than expected. In the past most incidents have only been reported using an internal Telegram system. HWS would like to thank Pringle Bay residents for using the baboon hotline and request that they continue making use of it. By reporting incidents to the hotline, the public can assist HWS to respond quickly and efficiently to baboon incursions.

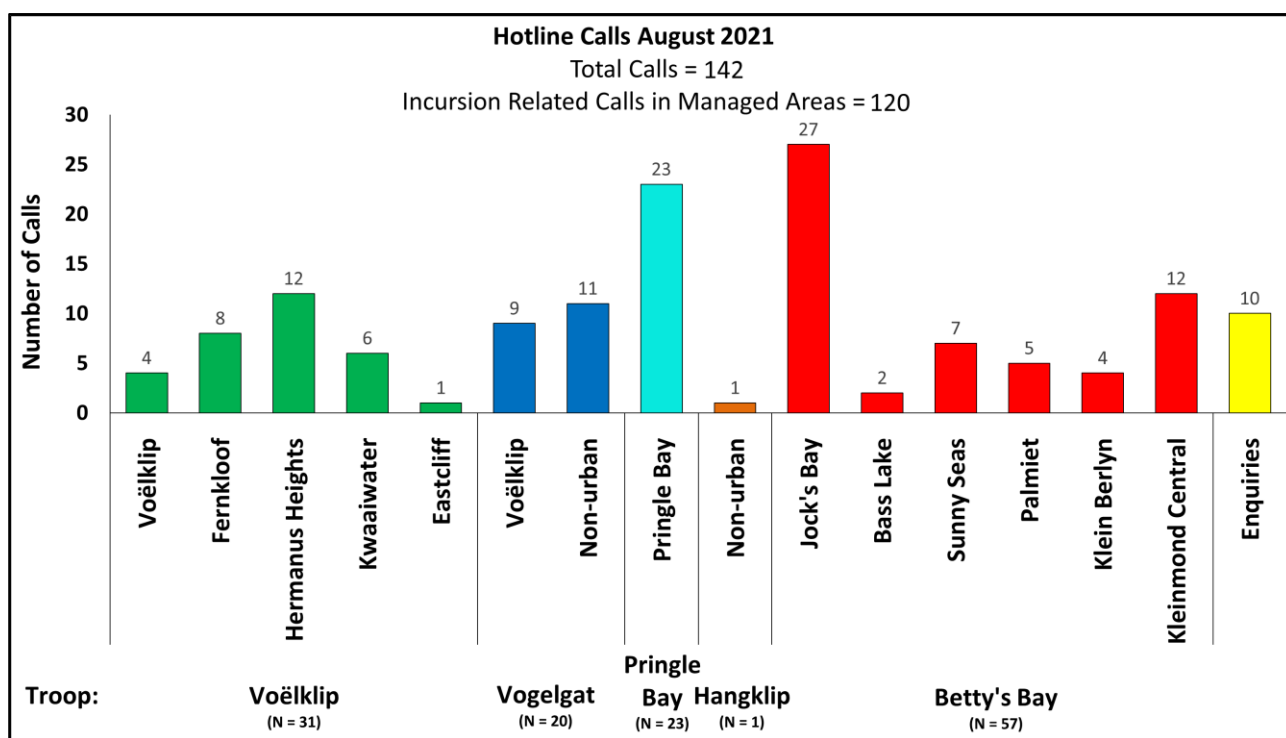


Figure 4.1: Hotline calls in baboon affected areas for August 2021. Incursion related hotline calls are calls reporting managed baboons in urban areas.

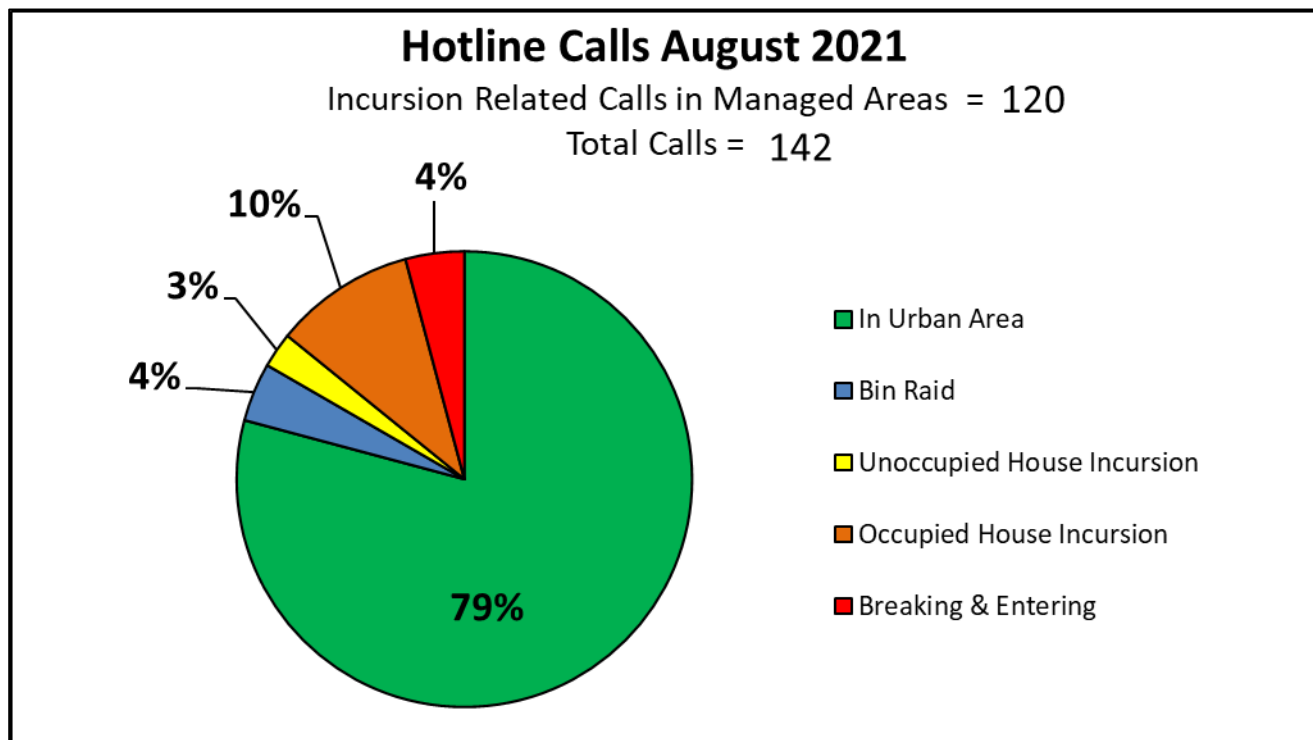


Figure 4.2: Composition of incursion-related hotline calls during August 2021. Note: This chart represents the composition of hotline calls, not the composition of known incursions by baboons.

Following the same trend as for the past few months, 17% of hotline calls were of an assertive nature, relating to baboons entering unoccupied or occupied houses, as well as breaking and entering into houses. Most of these calls were in response to the Betty’s Bay Troop, with most of the balance relating to assertive incursions by the Pringle Bay Troop. Here it is interesting to note that the Pringle Bay Troop engaged in 24 occupied house incursions. Sixteen of these were by the subadult male PBM2, seven were by adult females and one was by a juvenile, and none by adult males. This high proportion of assertive raids by females was in marked contrast to the Betty’s Bay Troop, where out of 23 occupied house incursions, two were by females, four by unidentified individuals and 17 by adult males. Thus, the Pringle Bay Troop actually engaged in one more occupied house raid than the Betty’s Bay Troop, and with females engaging in a much higher proportion of assertive raids in the Pringle Bay Troop, than in the Betty’s Bay Troop.

In general, during August, for almost every troop there were about a quarter less incursions during August than there had been during July. The only obvious exception to this rule, was that the Silversands Troop was involved in 58 incursions during August, compared to only 22 in July.

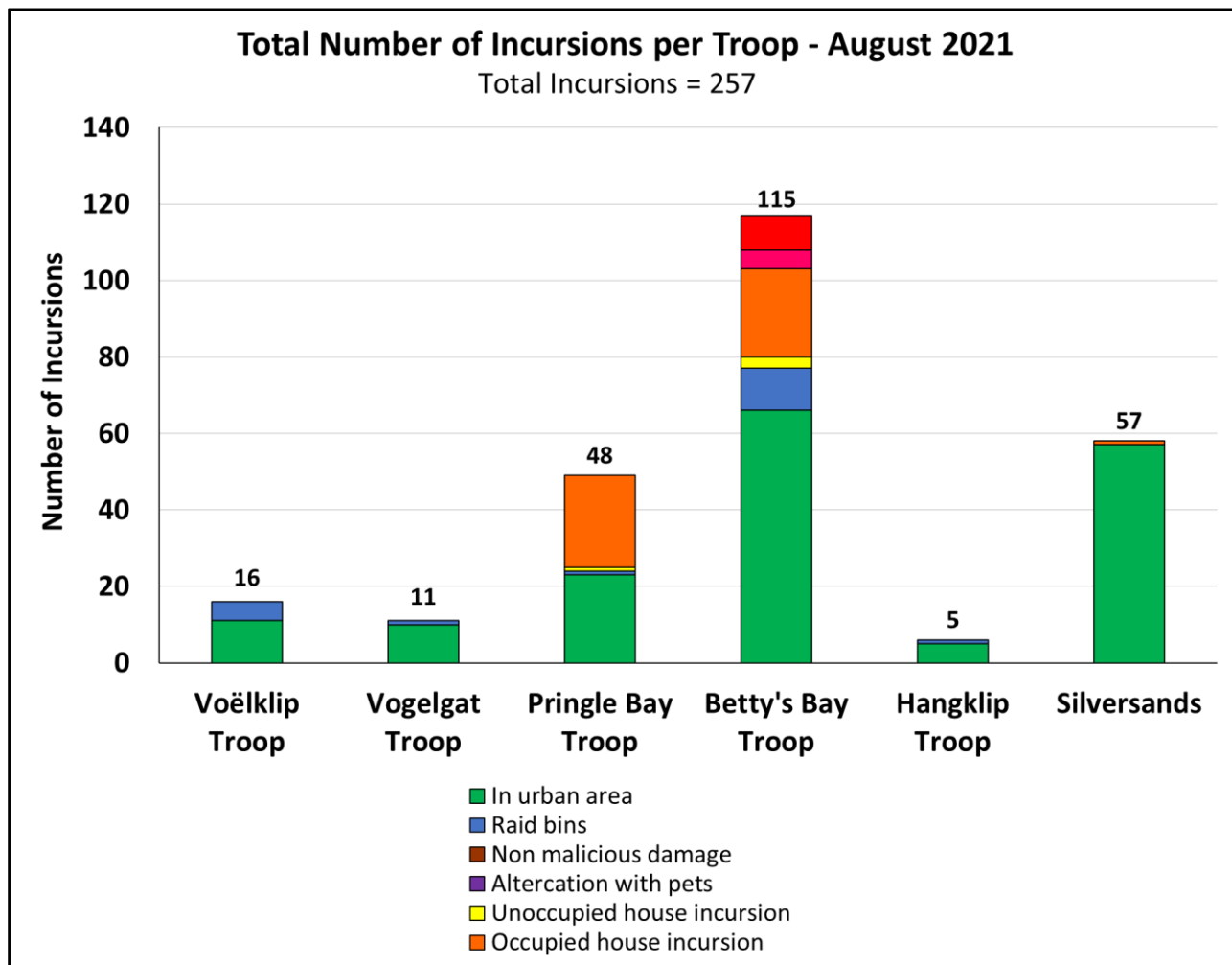


Figure 4:3: Total observed incursions per troop during August 2021. Observed incursions are not hotline related and are incursions observed by HWS field staff.

4.3 PERCENTAGE TIME OUT OF TOWN

During August 2021, the average time out of town for the managed troops was 98.2%. Individuals from the Pringle Bay, Silversands and Betty’s Bay Troops all entered the urban area regularly this month. Nevertheless, the overall time out of town for individuals increased this month from 91.4% in July to 93% in August. This increase can largely be attributed to the Pringle Bay Troop individuals almost halving the amount of time in town in August by dropping from 35,6% time in town in July to 19% in August. Individuals from the Betty’s Bay Troop’s time in town also dropped significantly from 21.2% to 15.1%. However, this general trend was somewhat negated by the Silversands Troop individuals which increased their time in town from 4.3% In July to 15.5% in August. The general increase in time out of town for troop individuals this month, most probably relates to the changing seasons, as the days grew longer towards the end of winter.

It has become very evident over the past year, that the cohesiveness of troops may vary quite considerably. This variation is between troops and also within troops from season to season. Very often it is the lower ranking individuals, which compete less successfully for choice food items within the troop, that leave the protection of the troop in order to raid town for high energy human derived foods (HDF's). Not surprisingly, this behaviour is often more pronounced during winter when days are shorter and there is also less nutritious food available in the fynbos.

Individual time in town is recorded from the moment field staff confirm a baboon or small group of individuals have crossed the urban edge into town. Individual time in town continues to be counted as long as at least one individual and less than 50% of the troop are in town. Individual time in town is only stopped once all individuals have exited the urban area, or more than 50% of the troop enters town.

It is evident from Figure 4.5 that there was a strong seasonal trend in terms of the time the troops and individuals spent out of town. There is a clear pattern towards both troops and individuals spending more time out of town during summer and attempting to spend more time in town during winter. During winter the days are shorter, there is generally less nutritious food available in the fynbos and it is obviously colder. The baboons therefore often like to sleep lower down on the mountains where it is warmer. This generally also means closer to town. The urban areas are obviously also associated with HDFs which have much higher energy values than most fynbos food.

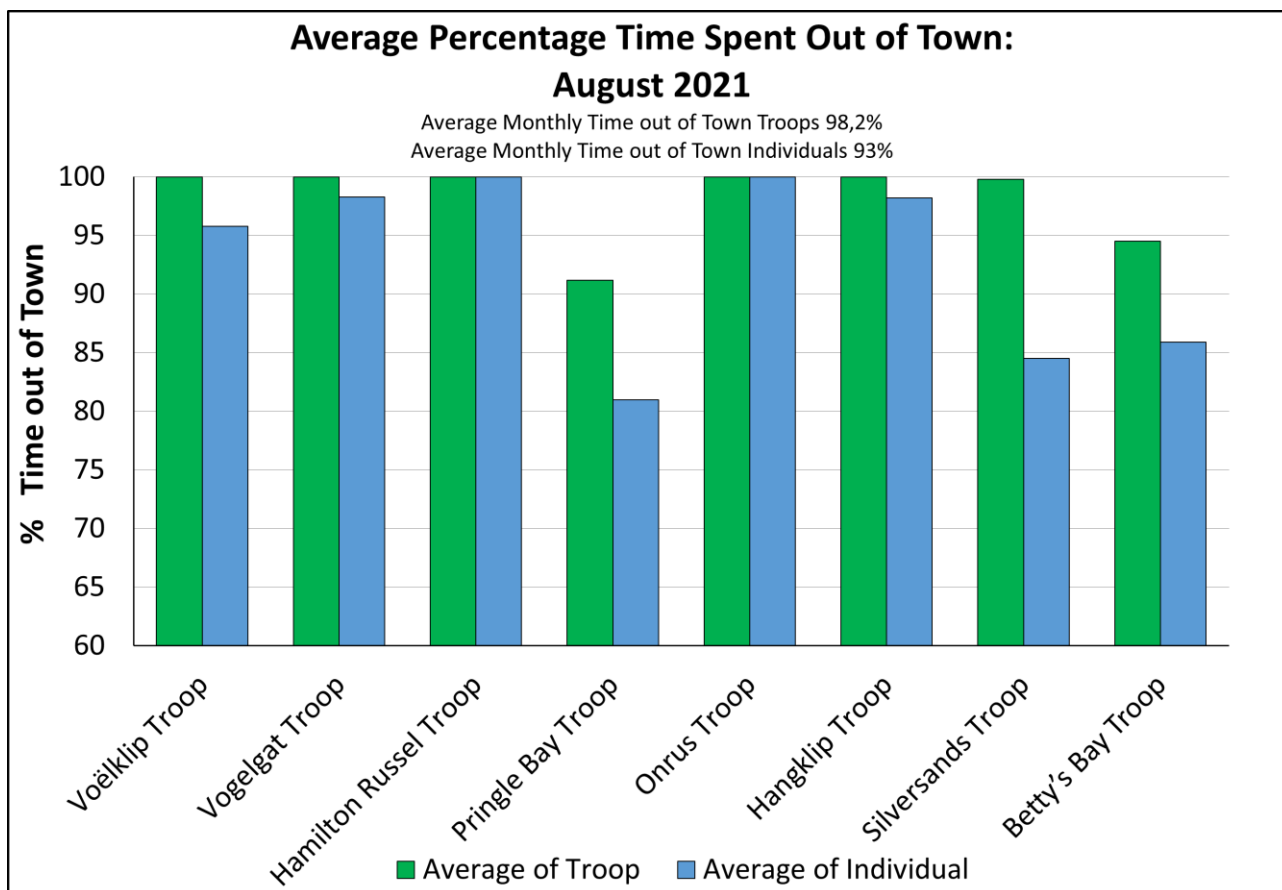


Figure 4.4: Percentage time the managed baboon troops and individuals spent out of town during August 2021.

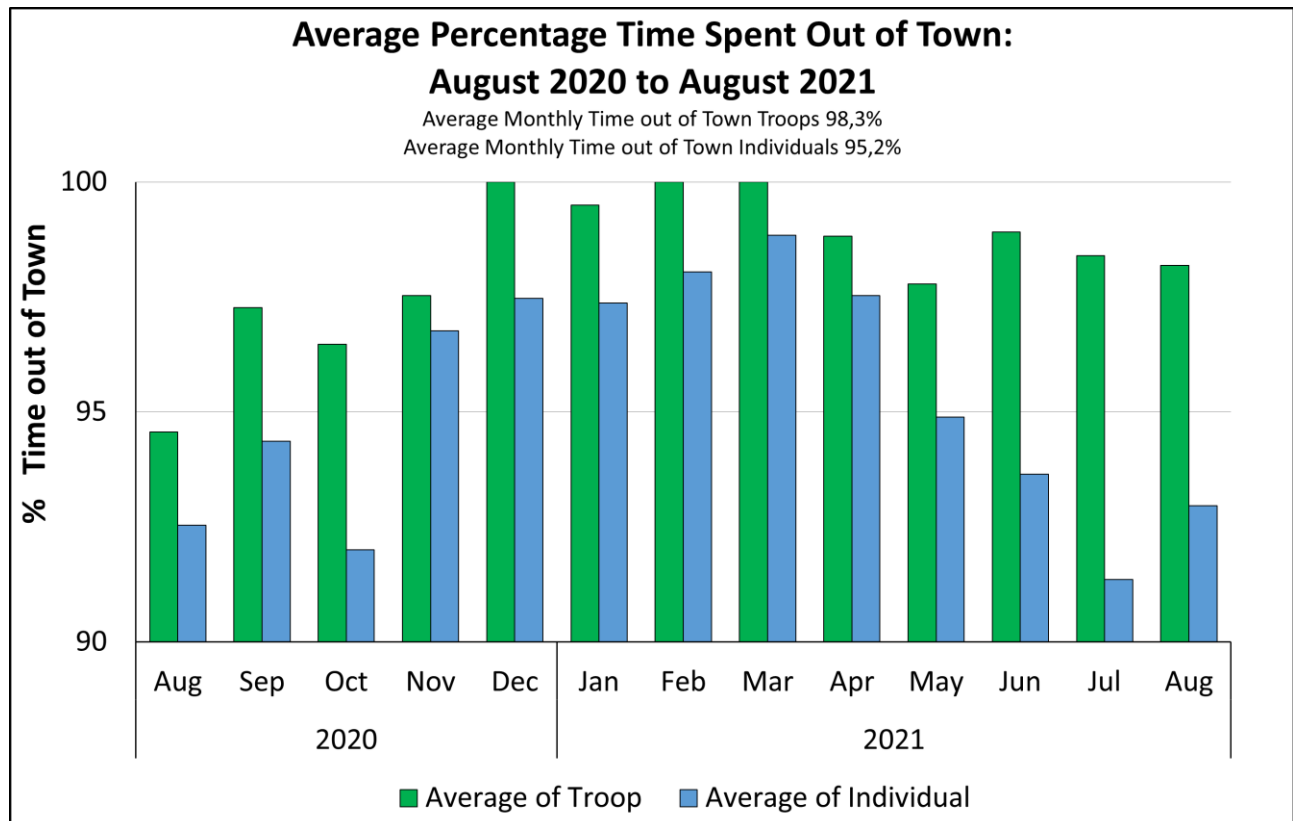


Figure 4.5: Percentage time the managed baboon troops and individuals spent out of town over the past thirteen months (August 2020 to August 2021).

4.4 RECOMMENDATIONS

- **Waste and recycling collection should be prioritised** to take place in the early mornings in suburbs affected by baboons. This will reduce the attractant value of the waste to baboons. This is especially important for the area north of the Main Road in Voëlklip, which is close to the mountainside. Here waste is currently collected at around midday. This same principle applies to Pringle Bay and Betty's Bay.
- HWS suggests that **waste removal should start on the urban edge** and then move down through the suburbs.
- All bins used in baboon-affected areas should be **baboon-proof and locked**.
- **Refuse bags** should not be left lying open on the sidewalk, easily available to baboons.
- Ripening **fruit on fruit trees** in baboon-affected areas should be harvested to remove this attractant for baboons. **Open vegetable gardens** should be baboon proofed. This will reduce baboon incursions into the suburbs.
- Baboon-proof bins are required throughout the western region of the Overstrand. Betty's Bay should be regarded as a high priority because there are very few baboon proof bins in place.

- Residents are encouraged not to feed wildlife, including birds. This month, baboons were seen eating seed, cookie crumbs and bread intended for birds. Provisioning food increases the amount of time spent in town by baboons and increases the risk of incursions into homes. It also makes the jobs of the baboon rangers more difficult because the baboons are reluctant to leave an area where there is an abundance of easily accessible food. Residents are reminded that it is illegal to feed any wild animal. Residents are encouraged to record and report the feeding of wildlife to the baboon hotline (072 028 0008).
- Residents should not encourage baboons to enter town by providing water points for wildlife.
- Residents should not make use of pellet guns or paintball markers to deter baboons from their properties. Residents are encouraged to contact the baboon hotline (072 028 0008) to request assistance.
- Residents are requested not to hinder HWS in their efforts to encourage baboons to move out of town. Statistics show that human-induced injuries and deaths increase when baboon's frequent urban areas.

5 CONCLUSION

During August, five of the troops under management were relatively 'well behaved' and committed a total number of 33 incursions, most of which were simply visits to the urban area. However, three of the western troops (Betty's Bay, Pringle Bay and Silversands) were responsible for 224 incursions. Despite the very high number of incursions recorded for all three of these troops, each has a very different history from the others, and each also showed a very different incursion pattern from the others.

The Betty's Bay Troop has a long history of raiding the urban area but, according to historical information, this was fairly intermittent and mostly committed by adult males. Until quite recently the level of raiding was almost certainly much lower than that recorded for the Voëlklip Troop in Hermanus, where the troop regularly slept in town, particularly during winter. During August the Betty's Bay Troop engaged in 117 incursions, of which 40 (34%) were considered assertive and 16 (14%) were committed by females.

The Pringle Bay Troop, by contrast, has a much longer and intense raiding history dating back at least 12 years and has been the subject of several documentary films. The intensity of raiding even included the regular breaking of sliding doors for a while about 10 years ago. Fortunately, that behaviour disappeared after a while, although the habit of baboons regularly feeding in town did not. During August this troop engaged in 49 incursions, of which 25 (51%) were considered assertive, and 17 (35%) were committed by females.

The Silversands Troop is again completely different from the Betty's Bay and Pringle Bay Troops. This troop is approximately double the size of the other two troops, and has almost no raiding history, although a very strong pattern is currently emerging. There are apparently several households on the far western side of Silversands that regularly feed baboons, which seem to visit them approximately every second day. These baboons seem to be almost exclusively male baboons, although females do occasionally join in visits to the urban area as part of the troop. During August this troop engaged in 57 incursions, of which 1 (2%) was considered assertive, and zero (0%) were committed by females.

From the above, it seems reasonable to assume that the Silversands Troop has the shortest history in terms of urban raiding, followed by the Betty's Bay and then the Pringle Bay Troops. In terms of the sex ratio of raiding urban areas, it seems that this is started by males (Silversands), then females start joining in (Betty's Bay), and after a long time you might find that females raid almost as much as males (Pringle Bay), although obviously Pringle Bay is a more complicated story at present.

Considering the above from a management point of view, it would seem to be imperative that if there are households that are purposefully feeding baboons in Silversands, this practise should be stopped as soon as possible before the troop degrades to the status of the other two troops. This troop's interaction with humans seems to be quite limited and it should be able to be rewilded relatively easily. Ironically, it is the common belief that the Betty's Bay Troop male, BBM1, which has by far the worst raiding record of any male baboon in the Overstrand, came from the Silversands Troop about 18 months ago. If this is true, it must surely be a lesson of how easily and quickly a totally wild male can become corrupted by purposeful feeding (in Silversands) and how easily the behaviour can spread thereafter (Betty's Bay).

It is interesting to note that although the Betty's Bay Troop is undoubtedly perceived to be much more of a raiding troop than the Pringle Bay Troop, this is possibly largely because of it having three large adult males (and a sub adult) resident in the troop and often visiting the urban area. By contrast the Pringle Bay Troop now has two wild males that seldom if ever visit the urban area. The major difference between the two troops probably has more to do with the females. The Betty's Bay Troop has one female BBF1 which is an assertive raider of urban houses. By contrast, in the Pringle Bay Troop there are at least three adult females that do this. The biggest problem with this trend, is that females are the permanent structure of the troop, and they are also longer lived. Thus, if there is a large number of females in the troop which are regular house raiders, there will be a large cohort of teachers in the troop and the behaviour will be unlikely to stop unless the troop can be kept almost permanently out of town. Fortunately for the Pringle Bay Troop it has two wild males which are not used to raiding and prefer to live out of town. These two males are considered to be the best hope for the long-term survival of the Pringle Bay Troop.