



Photo: © Human Wildlife Solutions

Human Wildlife Solutions

Overstrand

Monthly Report

July 2021

TABLE OF CONTENTS:

TABLE OF CONTENTS:	2
1 INTRODUCTION	3
2 OVERSTRAND EAST TROOPS	4
2.1 VOËLKIP TROOP	4
2.2 VOGELGAT TROOP	7
2.3 ONRUS TROOP	10
2.4 HAMILTON RUSSEL TROOP	10
2.5 BIRTHS, DEATHS & MIGRATIONS	10
3 OVERSTRAND WEST TROOPS	10
3.1 PRINGLE BAY TROOP	10
3.2 HANGKLIP TROOP	14
3.3 SILVERSANDS TROOP	16
3.4 BETTY'S BAY TROOP	18
3.5 BIRTHS, DEATHS & MIGRATIONS	20
4 GENERAL COMMENTS – ALL TROOPS	21
4.1 POPULATION CHARACTERISTICS	21
4.2 HOTLINE DATA	22
4.3 PERCENTAGE TIME OUT OF TOWN	24
4.4 RECOMMENDATIONS	25
5 CONCLUSION	26

1 INTRODUCTION

This monthly report covers the period from 1 to 31 July 2021.

Although the time out of town for individuals of the Voëlklip Troop increased in July, unfortunately the troop managed to enter the urban space on one occasion and consequently the time out of town for troop decreased to 99.8%. The troop continued primarily to use the western sleepsites above Hermanus Heights and also to forage in that area and on, or around, the farms there.

Many conflicts between the males in the Vogelgat Troop were observed this month, with VGM2 frequently participating in the conflicts. The troop continued to spend much of its time in the eastern parts of its home range, but multiple attempts were made to approach town, with individuals or small groups of baboon successfully entering the urban area. The Virtual Fence was used to keep the troop out of town 100% of the time in July.

The Onrus Troop approached the urban edge on a single occasion in July, but were deterred by HWS staff. The Hamilton Russel Troop was seen once in July and made no attempts to approach the urban edge.

Despite the Pringle Bay Troop spending 100% of its time out of town this month, individual time in town increased considerably. Small groups of baboons entered the urban space during three distinct periods that lasted multiple days on each occasion. The individuals that entered town spent these days separated from the troop and slept near the urban edge, while the troop remained in the catchment area. The number of occupied house incursions in July increased significantly, with PBM2 participating in 14 occupied house incursions.

The Hangklip Troop spent 100% of its time out of town this month while individuals time out of town increased from 95.6% to 98.5%. Individuals were observed in town on two days, while the troop approached the urban edge on a single occasion and were successfully deterred from entering. The Silversands Troop, that is believed to be a split of the original Hangklip Troop, spent 100% of its time out of town, while time out of town for individuals was 95.7%. Individuals of this troop entered town on 13 days in July. Most incursions were just by adult males.

Despite the Betty's Bay Troop entering town less frequently than in June (17 days in July), the troop spent larger amounts of time in town, causing time out of town to decrease from 91.3% in June to 87.4% in July. Time out of town for individuals also decreased this month, from 85.5% in June to 78.8% in July. BBM1, BBM3 and BBF1 were observed to participate in a variety of house incursions during which all these individuals damaged the houses to gain entry on at least one occasion.

2 OVERSTRAND EAST TROOPS

2.1 VOËLKLIP TROOP

2.1.1 IN TOWN STATISTICS

- Time out of town for the troop decreased to 99.8% as the troop managed to enter the urban space on 04 July.
- Time out of town for individuals increased slightly from 96.1% in June to 96.2% in July.

2.1.2 NOTEWORTHY INCIDENTS

2.1.2.1 HERMANUS HEIGHTS & GOLF COURSE

- Three occupied house incursions were reported in July. These occurred on Waboom Street and Walkerbay Crescent.
- No bin raids were reported for July.
- Individuals entered the golf course on 04 (entering town near Erica Close), 05 (through Lakewood Village) and 27 July (via Raed-na-Gael).

2.1.2.2 VOËLKLIP & FERNKLOOF

- No house incursions or bin raids were reported for July.

2.1.2.3 GENERAL

- On 22 July visual of the troop was lost as they moved to the top of the mountain. The troop was not seen again until the next morning when they were seen at the Platteklip sleepsites.
- On 29 July the troop was split between the Platteklip and Adder Ladder sleepsites. Around 08:30 on 30 July the troop was seen together again around the Adder Ladder sleepsites.
- On 08 July VGM1 was seen chasing UNKM1. VGM1 continued to chase UNKM1 for approximately five minutes. Conflicts between the two males suggest that the males are fighting for dominance since the disappearance of VKM2 in June.

- On 22 July UNKM1 was seen chasing an adult female. VGM1 did not intervene and moved away from the conflict along with a female with an infant.
- The Voëlklip Troop did not make use of the eastern sleepsites above Voëlklip suburb in July.
- The Voëlklip Troop continued to spend multiple days in close proximity to the farms above Hermanus Heights.

HWS: TROOP MONTHLY REPORT																																				
SECTOR						CLASSES OF BEHAVIOUR																														
OVERSTRAND						1	In urban area							4	Attacking pets							7	Threatening behaviour/ attacking/ stealing food													
BABOON TROOP:				VOËLKLIIP		2	Raid bins							5	Raid unoccupied house or vehicle							8	Breaking &Entering/Damaging property													
MONTH: May				YEAR: 2021		3	Non malicious damage							6	Raid occupied house or vehicle							9	Nocturnal Raiding													
BABOON ID	Sex	1	2	3	4	5	6	7	8	9	10	11	12	13	14	15	16	17	18	19	20	21	22	23	24	25	26	27	28	29	30	31	TOTAL			
Troop						1																														
VGM1 BLUE TAG	M					6																											1			
UNKM1	M	6				1																						1					3			
VKF4 YELLOW TAG	F					1																											1			
VKF5 RED TAG	F					1																											1			
VKF1 GREEN TAG	F					1							1																				2			
VKF6 ORANGE TAG	F	6				1							1													1		1					5			
UnID Male	M																																0			
UnID Males	M																																0			
UnID Females	F					1	1																										2			
UnID Female	F												1															1					2			
UnID Individuals																																	0			
UnID Juvs					1	6	1																					1					4			
TIME SPENT IN TOWN (Minutes)																																		HRS		
Troop	0,2					31																											0,52			
Individuals	3,8	99			34	254	74						88														34			124			11,78			
Roost:	AM	18	18	18	18	2	2	2	2	2	18	18	18	2	18	18	18	2	2	18	18	18	2	?	2	18	18	4	3	4	5	6				
Roost:	PM	18	18	18	2	2	2	2	2	18	18	18	18	2	2	18	18	18	2	?	2	18	18	4	3	4	4,5	6	8							
Roost Sites	1	Golf Course											2	Heights Dam											3	Green Kloof										
	6	Lower Dam											7	Middle Dam											8	Upper Dam										
	11	Blaaie Kloof											12	Big Titanic/Cave											13	Small Titanic										
	16	A-Shape											17	Bos Klip											18	Hermanus Heights										
	21	Tallie's Kloof											22	Kanonkop											23	BHB Waterfall										
	26	9th Avenue Kloof											27	Shade Rock											28	BOSKO										
ID Features of Baboons																																				
General remarks						Red indicates non-urban raids or incursions.																														

Figure 2.1: The Voëlklip Troop incident sheet for July 2021.

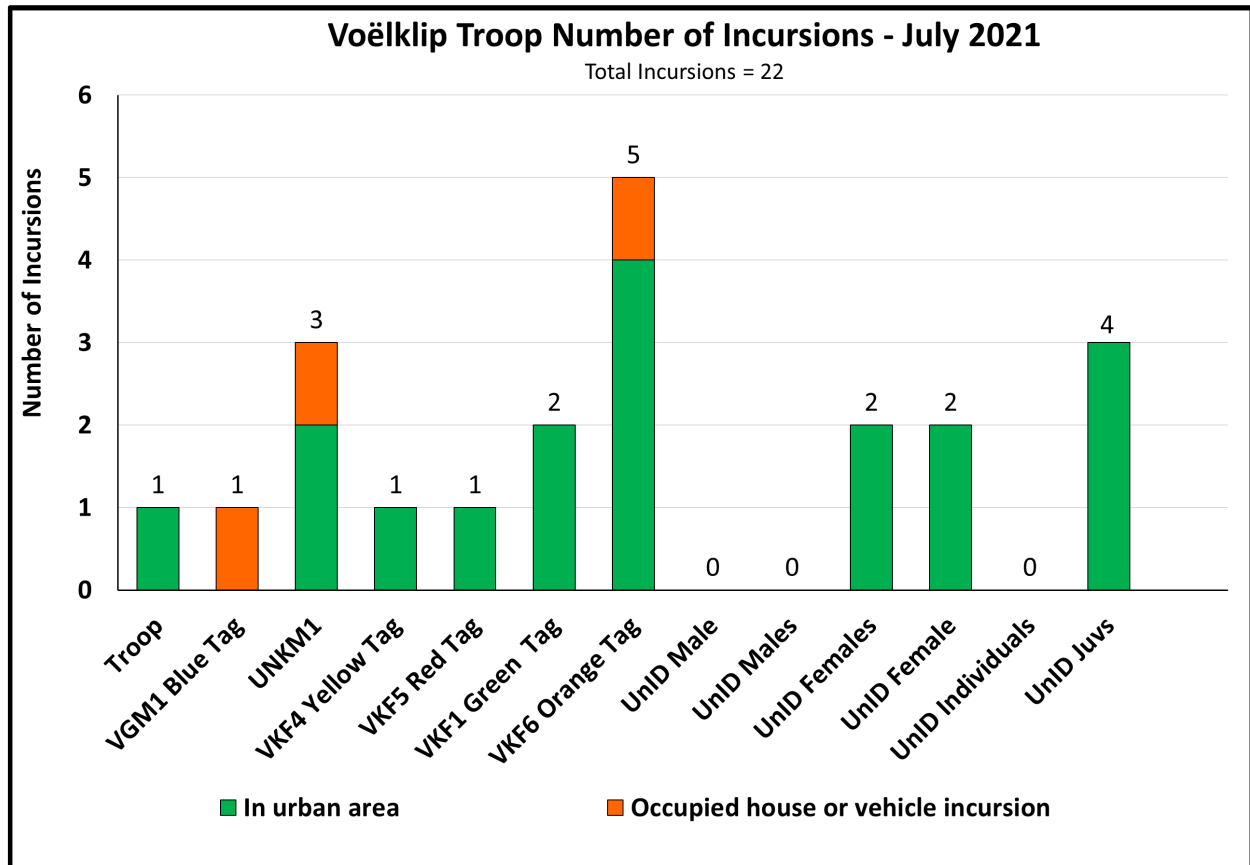


Figure 2.2: Number of incursions by the Voëlklip Troop and individuals during July 2021.

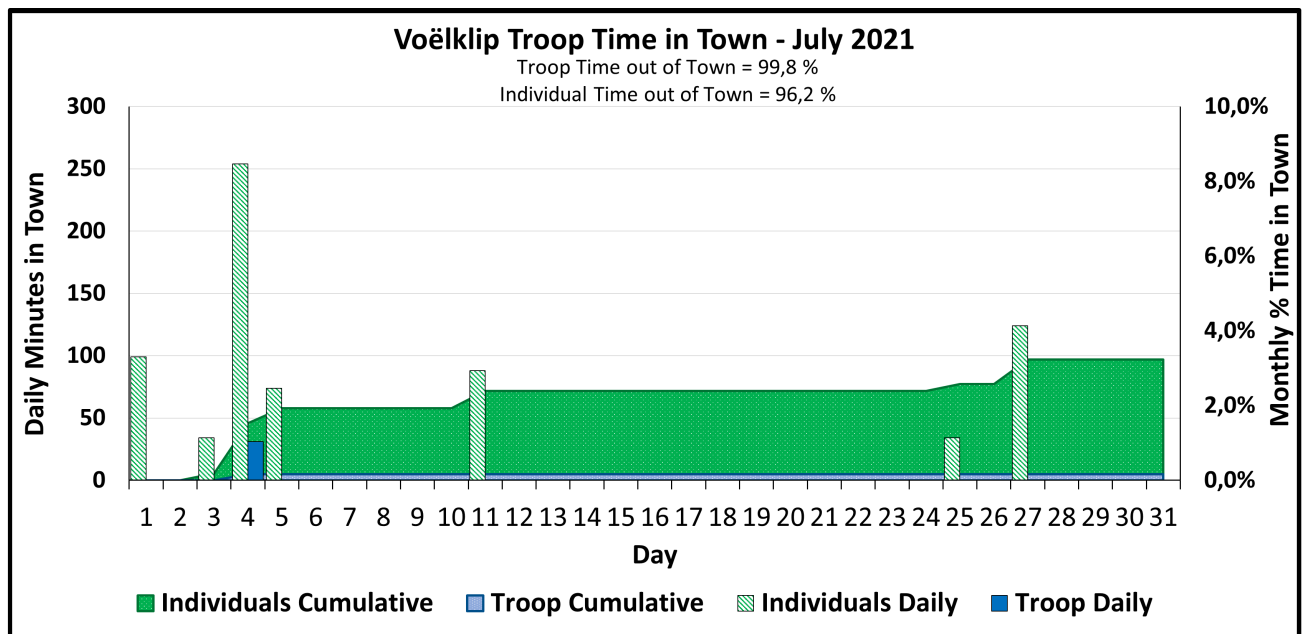


Figure 2.3: Troop and individual daily (bars) and monthly (area) Time in Town by the Voëlklip Troop during July 2021. Note: Average daylight hours for July was 9hours 57min.

2.2 VOGELGAT TROOP

2.2.1 IN TOWN STATISTICS

- Time out of town for the troop remained at 100% for the 11th consecutive month.
- Time out of town for individuals decreased from 99.3% in June to 97.5% in July.

2.2.2 NOTEWORTHY INCIDENTS

- A single house incursion was reported in July. The house incursion occurred on 16th Avenue.
- Two bin raids were reported on 04 July, both occurred on 8th Street.
- A sighting of a baboon with an injury on its side was reported to the hotline on 15 July. Visual of the injured baboon was not obtained by HWS staff.
- On 22 July VGM2 took the backpack of a construction worker. He dropped it shortly thereafter.
- In July the troop frequented the area below the R43 by Maanskynbaai and spent multiple hours foraging in the vegetation.
- Hotline calls were received for properties along the R43 reporting the presence of baboons on the properties. A report was also received of a baboon that attempted to enter one of the buildings on one of these properties.
- Conflicts between the males in the Vogelgat Troop were frequently observed in July, especially from 04 to 09 July. VGM2 was frequently identified as a participant in these conflicts. On 07 July, VGM2 was seen chasing another male down the mountain side and across the R43. VGM2 then continued to chase the individual back up the mountain.
- On multiple occasions during July, VGM2 was seen to move independently from the troop. On 20 July the troop was not observed for the entire day. VGM2 was separated from the troop and slept above Voëlklip Suburb. On the evening of 21 July VGM2 was seen with the troop again.
- The troop was not observed on 03, 05 and 20 July.

2.2.3 VIRTUAL FENCE

- The Virtual Fence was activated on multiple occasions in July and successfully deterred the troop from entering the urban space.

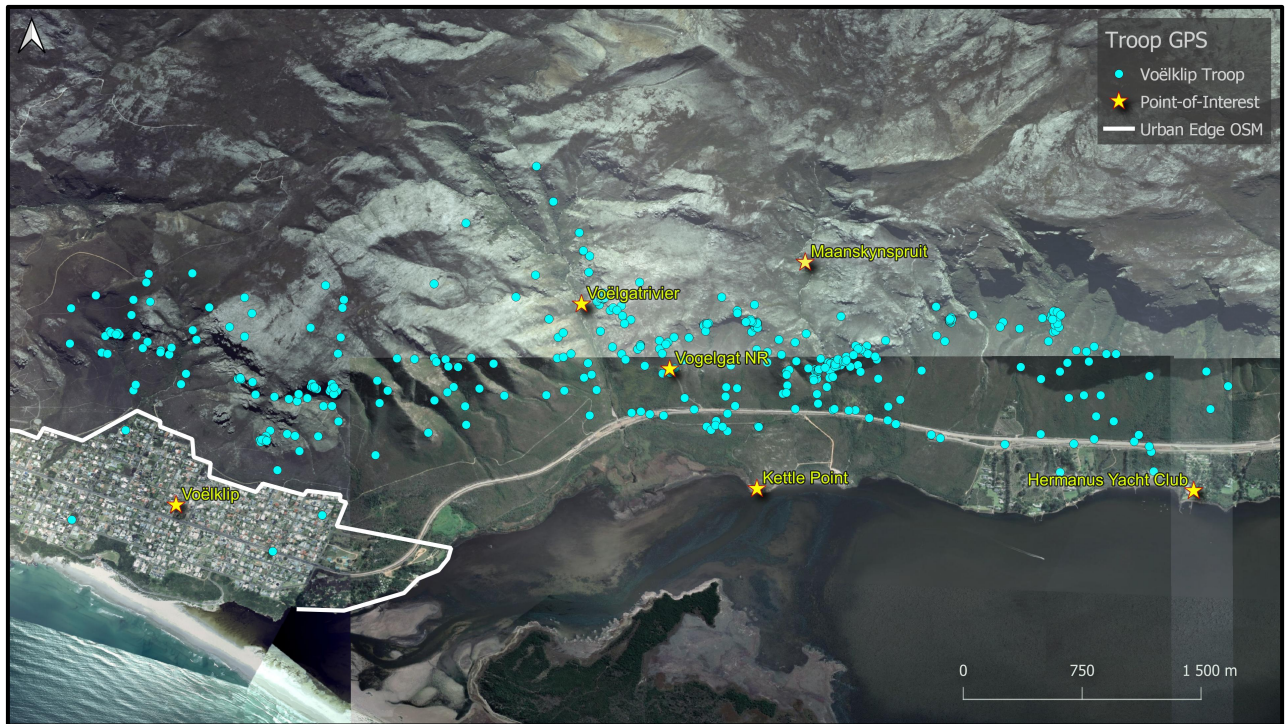


Figure 2.4: GPS locations of the Vogelgat Troop as determined by the GPS collar during July 2021.

HWS: TROOP MONTHLY REPORT																																					
SECTOR		CLASSES OF BEHAVIOUR																																			
OVERSTRAND		1	In urban area											4	Attacking pets											7	Threatening behaviour/ attacking/ stealing food										
BABOON TROOP:		2	Raid bins											5	Raid unoccupied house or vehicle											8	Breaking &Entering/Damaging property										
MONTH: July		3	Non malicious damage											6	Raid occupied house or vehicle											9	Nocturnal Raiding										
BABOON ID	Sex	1	2	3	4	5	6	7	8	9	10	11	12	13	14	15	16	17	18	19	20	21	22	23	24	25	26	27	28	29	30	31	TOTAL				
Troop																																	0				
VGF1	F																																0				
VGM2	M		5		2	1									1							1	1										6				
UnID Male	M																		1					1									2				
UnID Males	M																																0				
UnID Females	F																		1														1				
UnID Female	F																		1														1				
UnID Individuals					2																		2										2				
UnID Juvs																																	0				
	%	TIME SPENT IN TOWN (Minutes)																																HRS			
Troop	0,0																																	0,00			
Individuals	2,5	42		50	46										60				119			20	88	40								7,75					
Roost:	AM	19	17	1	3	4	9	15	15	10	1	15,18	18	15	11	1	20	15	1	15	?	9	3	8	20	15	18	18	11	1	20	15					
Roost:	PM	17	1,9	4	4	9	15	15	?	1	15,18	18	15	11	1	20	15	1	15	15	9	3	8	20	15	19	18	11	1	20	15	1					
Roost Sites						1 Baboon Castle				2 18th Ave Kloof				3 11th Ave Kloof				4 10th Ave Kloof				5 Uitkyk Punt															
						6 Vogelgat Nature Reserve				7 Halfway Ridge				8 Bosklip				9 Groot Uitkyk				10 1st Kloof															
						11 2nd Kloof				12 3rd Kloof				13 4th Kloof				14 17th Avenue Kloof				15 Waterfall															
						16 A Shape				17 Bitterbesie				18 Maanskynkop				19 Stillwaters				20 Maanskynbaai SS															
ID Features of Baboons																																					
General remarks		Please note that the numbers in red indicate non-urban raids or incursions.																																			

Figure 2.5: The Vogelgat Troop incident sheet for July 2021.

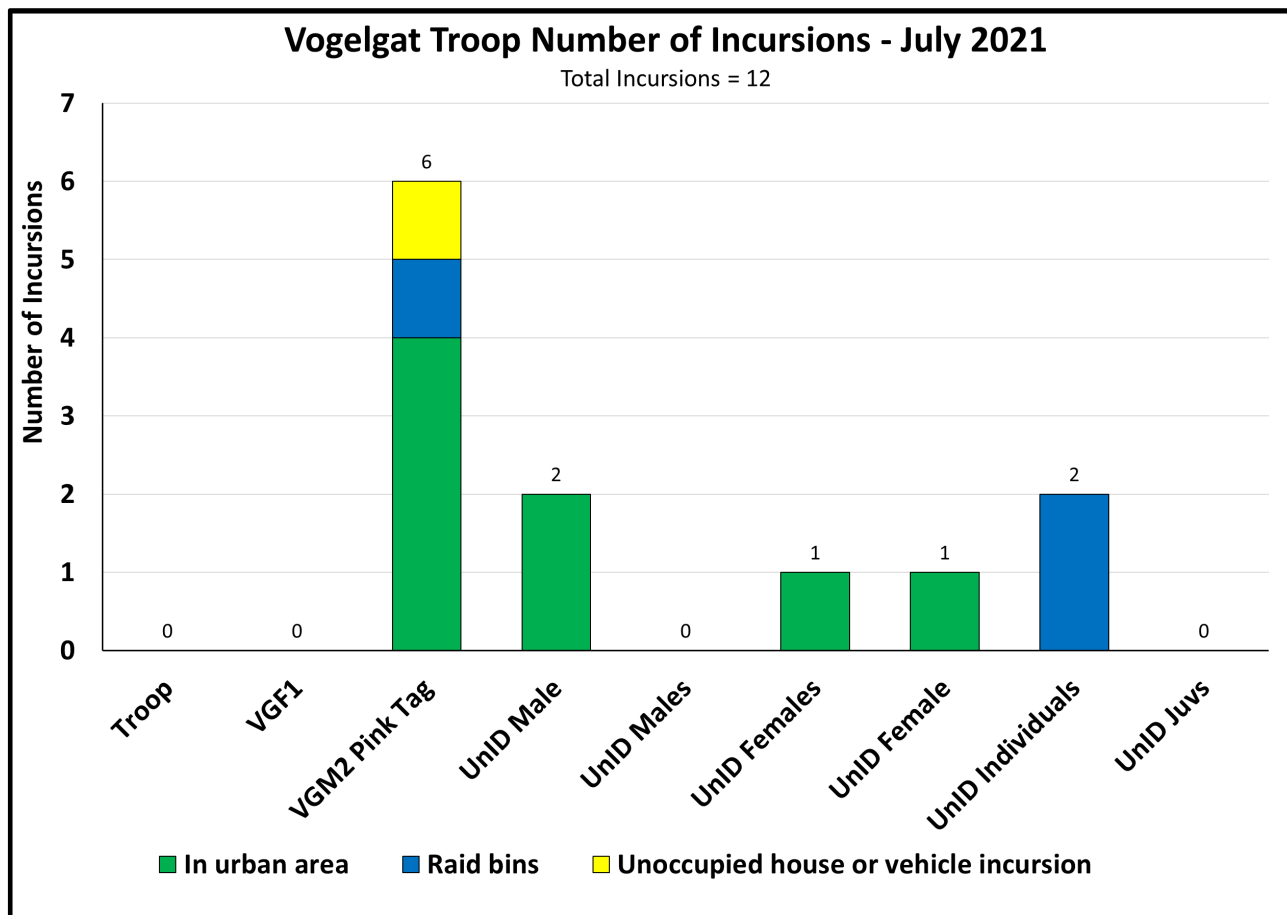


Figure 2.6: Number of incursions by the Vogelgat Troop and individuals during July 2021.

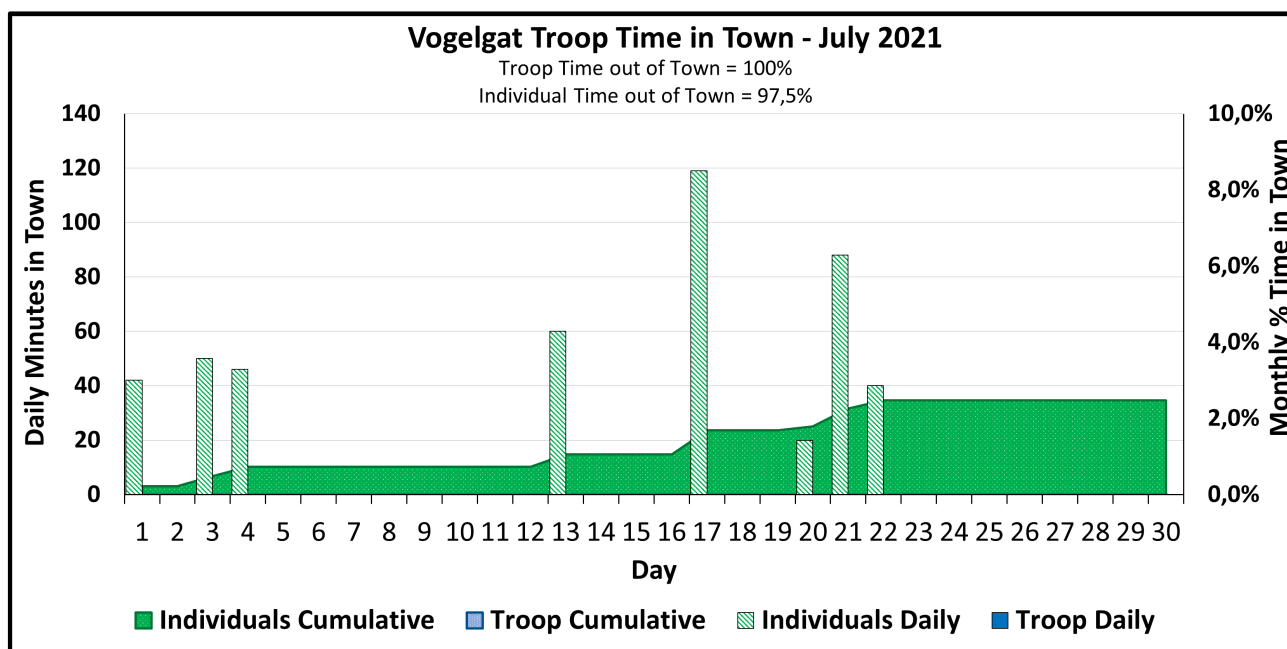


Figure 2.7: Troop and individual daily (bars) and monthly (area) Time in Town by the Vogelgat Troop during July 2021. Note: Average daylight hours for July was 9hours 57min

2.3 ONRUS TROOP

- The Onrus troop was observed once in July when a hotline call reported baboons near Mossop Street in Onrus. The troop was found in an open area west of Berghof Estates and were moved towards the mountain.
- A hotline call was received on 05 July alerting HWS to the presence of baboons moving towards Glen Fruin near Hemel en Aarde Village. A troop of baboons were later spotted by HWS field staff on the mountain behind the Hemel en Aarde Village. While confirmation is needed, the location of this troop suggests that it was the Onrus Troop.

2.3.1 VIRTUAL FENCE

- The Virtual Fence was not activated in Onrus this month.

2.4 HAMILTON RUSSEL TROOP

- An unidentified troop that is believed to be the Hamilton Russel Troop was seen once in July. The troop was observed on the cliffs above Hermanus Heights, slightly east of BOSKO. The troop later disappeared on top of the mountain.

2.5 BIRTHS, DEATHS & MIGRATIONS

- No births or deaths were observed in July for any of the Overstrand East troops.

3 OVERSTRAND WEST TROOPS

3.1 PRINGLE BAY TROOP

3.1.1 IN TOWN STATISTICS

- The Pringle Bay Troop spent 100% of its time out of town in July.
- Individual baboons spent 64.2% of their time out of town in July, a 10% decrease from June.

3.1.2 NOTEWORTHY INCIDENTS

- 17 Occupied, 9 unoccupied and 2 attempted house incursions were reported in July. On one day, the same house was raided twice. The house was occupied on both occasions.
- Four bin raids and one attempted bin raid were reported in July.
- PBF4 took the lunch of a construction worker on Barbara Road on 26 July.
- On 01 July PBF1, PBF3, PBM2 and a sub adult female entered Pringle Bay. They remained around Pringle Bay until 05 July when they were steered out of town and rejoined the troop.
- On 10 July PBF1, PBF3, PBM2 and a sub-adult female broke away from the troop in the catchment area and entered Pringle Bay. These individuals remained in Pringle Bay until they were steered out of town to rejoin the troop on 13 July.
- On 21 July, PBF1 and BRM1 separated from the troop and entered Pringle Bay. Shortly after these two individuals were steered out of town and rejoined the troop, PBM2, PBF3 and two juveniles entered town. They slept near town on 21 July.
- On the morning of 22 July, PBF4 and a third juvenile joined the other baboons which were already in town. On 23 July PBM2, PBF3 and two juveniles were steered out of town and rejoined the troop.
- PBF4 and her juvenile remained in Pringle Bay and slept at the Professor sleepsites on 24 July. They remained in town until 29 July.
- PBM2 joined PBF4 and her juvenile in town on 27 July. On 29 July, PBM2, PBF4 and her juvenile were steered out of town and they rejoined the troop.
- On 14 July, BRM2 was seen to push PBM1. PBM1 responded by picking up the infant that frequently associated with him and moving away from the troop. Over the next few days, PBM1 was seen to keep his distance from the troop (without the infant), but still following the troop around and joining them when they approached the sleepsites. On 18 July, PBM1 and PBF4 were seen to move around the catchment area independently of the troop and on 19 July, PBM1 and PBF4 were not seen with the troop at the sleepsites. A field manager noted that PBM1 appeared to be lethargic and on 20 July a veterinarian was called in to assess his condition. PBM1 was darted and assessed by the veterinarian. PBM1 displayed very poor dentition, very low body weight and a very low body temperature. It was decided that PBM1 should be euthanised for humane reasons. The post-mortem also revealed that PBM1 was also suffering from a severe roundworm infection.

- In June, it was noted that several properties in Pringle Bay were seen with pieces of bread or crumbs spread in their front gardens or on the pavements. Baboons were frequently seen to be feeding on bird seed or bread crumbs. While it is accepted that residents enjoy feeding birds, it is important to realise that baboons are also attracted by this food and residents are therefore inadvertently also attracting and feeding the baboons.
- On 11 July, PBF1 was seen with an injury on the swelling on her rear (the ischial callosities). The cause of the injury is unknown and the injury did not appear serious. She has since fully recovered.

HWS: TROOP MONTHLY REPORT																																					
SECTOR							CLASSES OF BEHAVIOUR																														
OVERSTRAND							1	In urban area							4	Attacking pets							7	Threatening behaviour/ attacking/ stealing food													
BABOON TROOP:					PRINGLE BAY		2	Raid bins							5	Unoccupied house or vehicle incursion							8	Breaking &Entering/Damaging property													
MONTH: JULY					YEAR: 2021		3	Non malicious damage							6	Occupied house or vehicle incursion							9	Nocturnal incursion													
BABOON ID	Sex	1	2	3	4	5	6	7	8	9	10	11	12	13	14	15	16	17	18	19	20	21	22	23	24	25	26	27	28	29	30	31	TOTAL				
Troop																																	0				
PBM1	M																																0				
PBM2	M	1,6	1,6	1,6	1,6,6	1					1	5	1	6,6,6								1	1,6	1				6,6,6,6	6	5			25				
BRM1																						1		1				6					3				
PBF1	M	1	1,2,6,6	1	2	1					1	1		6,6,6								1		6				6					16				
PBF2	M																																0				
PBF3	F	1	1,2	1	2	1		5			1	1	6	6,6,6								1	1	1									16				
PBF4	F																						1	1	1	5	7	1	1	5			8				
UnID Females	M																																0				
UnID Female	F																																0				
UnID Individuals	F	1,2	1,6	1	2	1							6																				8				
UnID Juveniles											1	1	1	6,6,6								1	1	1	1	1	2,6,6,6,6	1	1	5			19				
	%	TIME SPENT IN TOWN (Minutes)																												HRS							
Troop	0,0																													0,00							
Individuals	35,6	435	576	387	480	120		60				240	456	120	287												298	470	235	340	240	525	540	517	360		111,43
Roost:	AM	14	17,7	4,14	4,14	7,18	18	18	17	23	24	1,24	17,7	17,7	23	23	23	23	23	23	14	?	14	7,14	?	14,1	23,1	23,1	17,7	18,7	18,7	18	23				
Roost:	PM	17,7	4,18	4,14	7,18	18	18	17	23	24	1,24	1,17	18,7	23	23	23	23	23	23	14	18	14	14,4	24,1	14,1	23,1	23,1	17,1	18,1	18,7	18	23	23				
Roost Sites		1	Professor										2	Hangklip Valley										3	Avel Kop												
		6	Panel Beaters										7	Stink Kop										4	Pringle Peak												
		11	Pieter's										12	Boulders										13	Waldos Farm SS1												
		16	Panel Beaters										17	Buffels Dam 1										14	Waldos Farm SS2												
		21	Mountain Top										18	Concrete House										15	Buffels Dam 2												
		26											19	Gullies										16	Buffels Dam 3												
ID Features of Baboons		27											20	Rooteels 1										17	Rooteels 2												
		28											21	Quarry SS										18	Groot Sloop SS												
General remarks																																					

Figure 3.1: The Pringle Bay Troop incident sheet for July 2021.

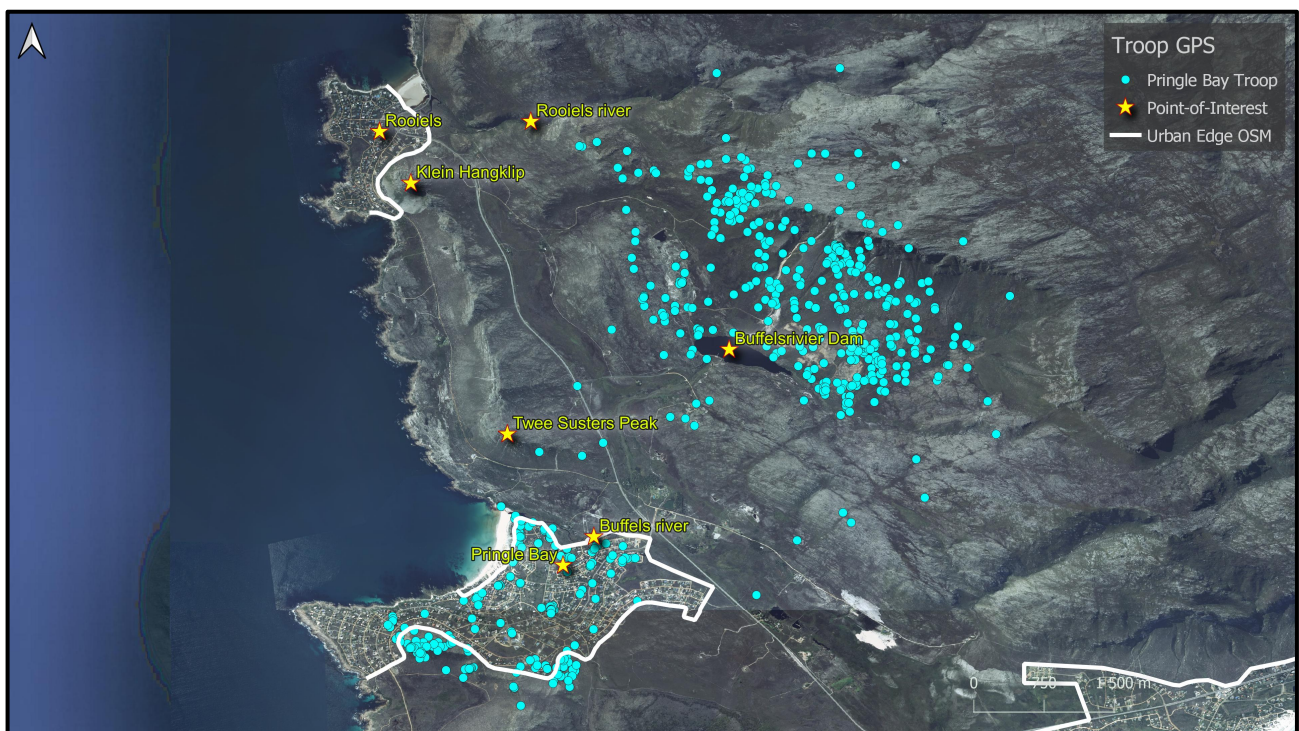


Figure 3.2: GPS locations of PBF3 in the Pringle Bay Troop as determined by the GPS collar during July 2021.

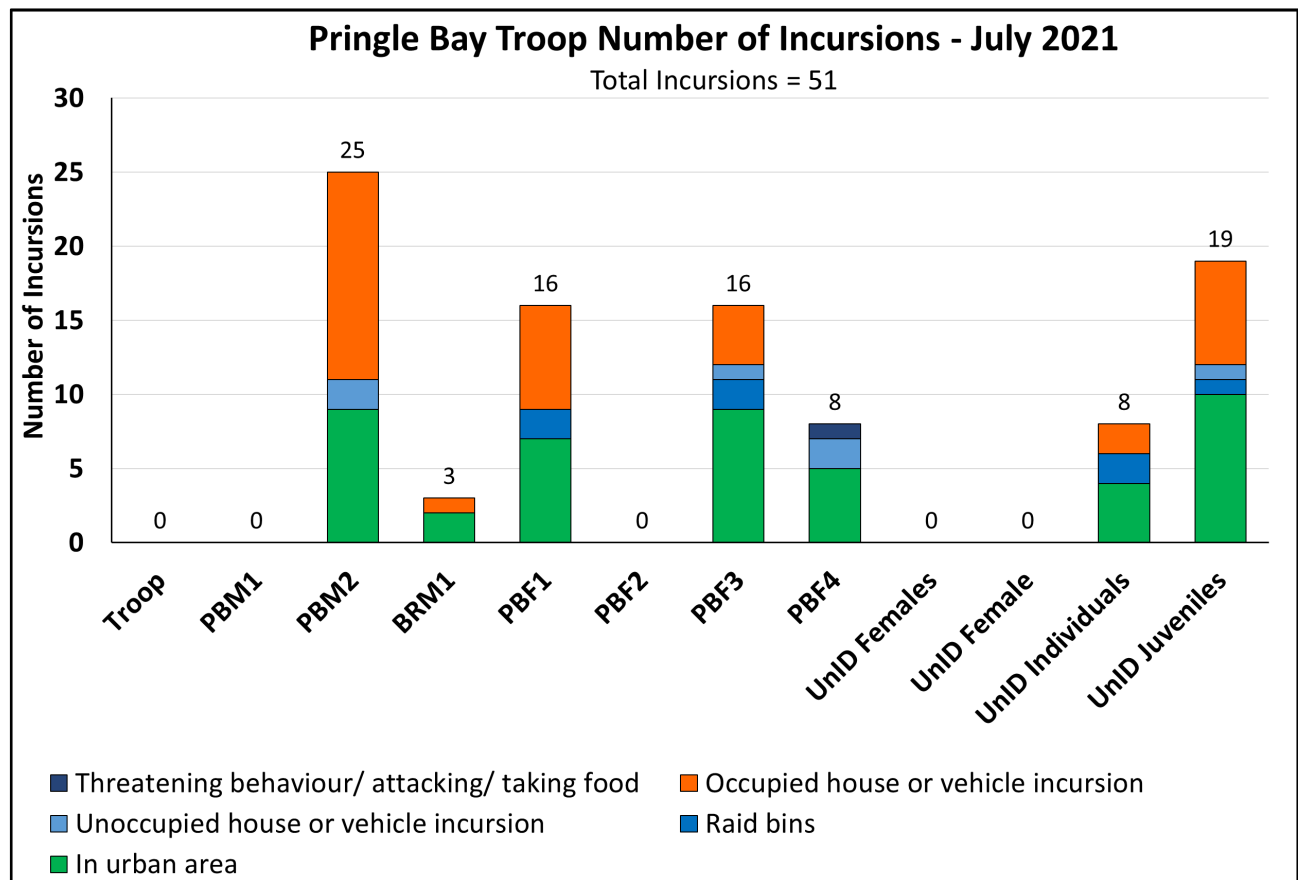


Figure 3.3: Number of incursions by the Pringle Bay Troop and individuals during July 2021.

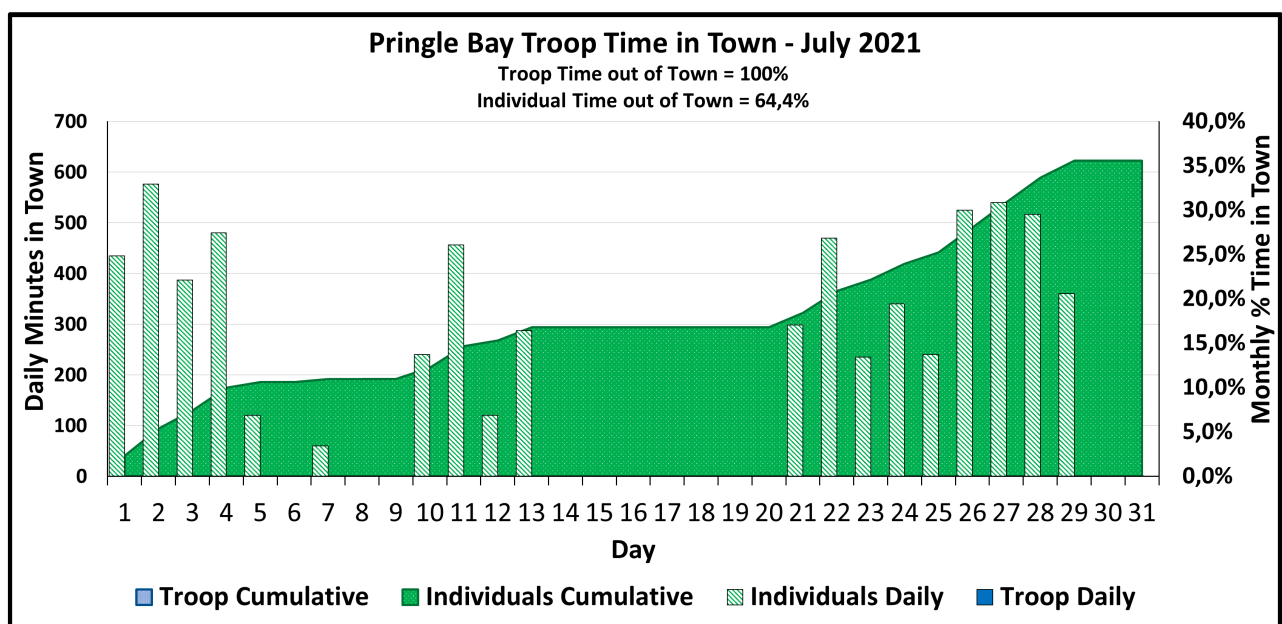


Figure 3.4: Troop and individual daily (bars) and monthly (area) Time in Town by the Pringle Bay Troop during July 2021. Note: Average daylight hours for July was 9hours 57min.

3.2 HANGKLIP TROOP

3.2.1 IN TOWN STATISTICS

- No time in town was recorded for the Hangklip Troop in July.
- Time out of town for individuals increased from 95.6% in June to 98.5% in July.

3.2.2 NOTEWORTHY INCIDENTS

- Non-urban bins were raided on two occasions in July, once at the Maasbaai Slipway and once at the Hangklip Hotel.
- A male baboon from the Hangklip Troop was seen to approach one of the properties in Pringle Bay that is frequently seen with crumbs on the ground in front of the property.
- On 20 July, baboons raided bins at the Maasbaai Slipway.
- On 28 July, the presence of a baboon was reported around Albatross Road in Pringle Bay. HWS staff observed three males in town. The troop was observed close to the urban edge and was steered further away from town.
- On 10 July a resident informed HWS staff that a male baboon from the Hangklip Troop was attacked by two dogs near the Maasbaai slipway. The actual attack was not observed by HWS staff, but the baboon was seen after the attack with an injury on its right hand. The injury did not appear serious as the baboon was still placing weight on the hand while walking and no other injuries were observed. A confirmed sighting of the injured baboon has not since been reported, but on 31 July HWS staff did observe multiple males of the Hangklip Troop that all appeared to be healthy.

HWS: TROOP MONTHLY REPORT																																		
SECTOR		CLASSES OF BEHAVIOUR																																
OVERSTRAND		1	2	3	4	5	6	7	8	9	10	11	12	13	14	15	16	17	18	19	20	21	22	23	24	25	26	27	28	29	30	31	TOTAL	
BABOON TROOP:	HANGKLIP	1	In urban area	4	Attacking pets	7	Threatening behaviour/ attacking/ stealing food																											
MONTH: JULY	YEAR: 2021	2	Raid bins	5	Unoccupied house or vehicle incursion	8	Breaking &Entering/Damaging property																											
		3	Non malicious damage	6	Occupied house or vehicle incursion	9	Nocturnal incursion																											
BABOON ID	Sex	1	2	3	4	5	6	7	8	9	10	11	12	13	14	15	16	17	18	19	20	21	22	23	24	25	26	27	28	29	30	31	TOTAL	
Troop																																	0	
HKM1	M																																0	
HKM2	M																																0	
UnID Male	M																												1	1			2	
UnID Male	M																												1				1	
UnID Male	M																																0	
UnID Male	M																																0	
UnID Male	M																																0	
UnID Females	F																																0	
UnID Female	F																																0	
UnID Individuals																				2											2		2	
UnID Juveniles																																	0	
	%	TIME SPENT IN TOWN (Minutes)																															HRS	
Troop	0,0																																0,00	
Individuals	1,5																													72	215		4,78	
Roost:	AM	?	?	?	?	?	?	?	1	?	?	?	?	?	?	?	?	?	?	?	?	?	?	?	?	?	?	?	4	4	?	?		
Roost:	PM	?	?	?	?	?	?	?	?	?	?	?	?	?	?	?	?	?	?	?	?	?	?	?	?	?	?	?	4	?	?	?		
Roost Sites		1	Sea Farm Gate											2	Brodie Link South						3	Hangklip					4	Hotel Bluegums					5	
		6												7							8						9						10	
		11												12							13						14						15	
		16												17							18						19						20	
		21												22							23						24						25	
		26												27							28													
ID Features of Baboons																																		
General remarks		Please note that numbers in red indicate non-urban raids or incursions.																																

Figure 3.5: The Hangklip Troop incident sheet for July 2021.

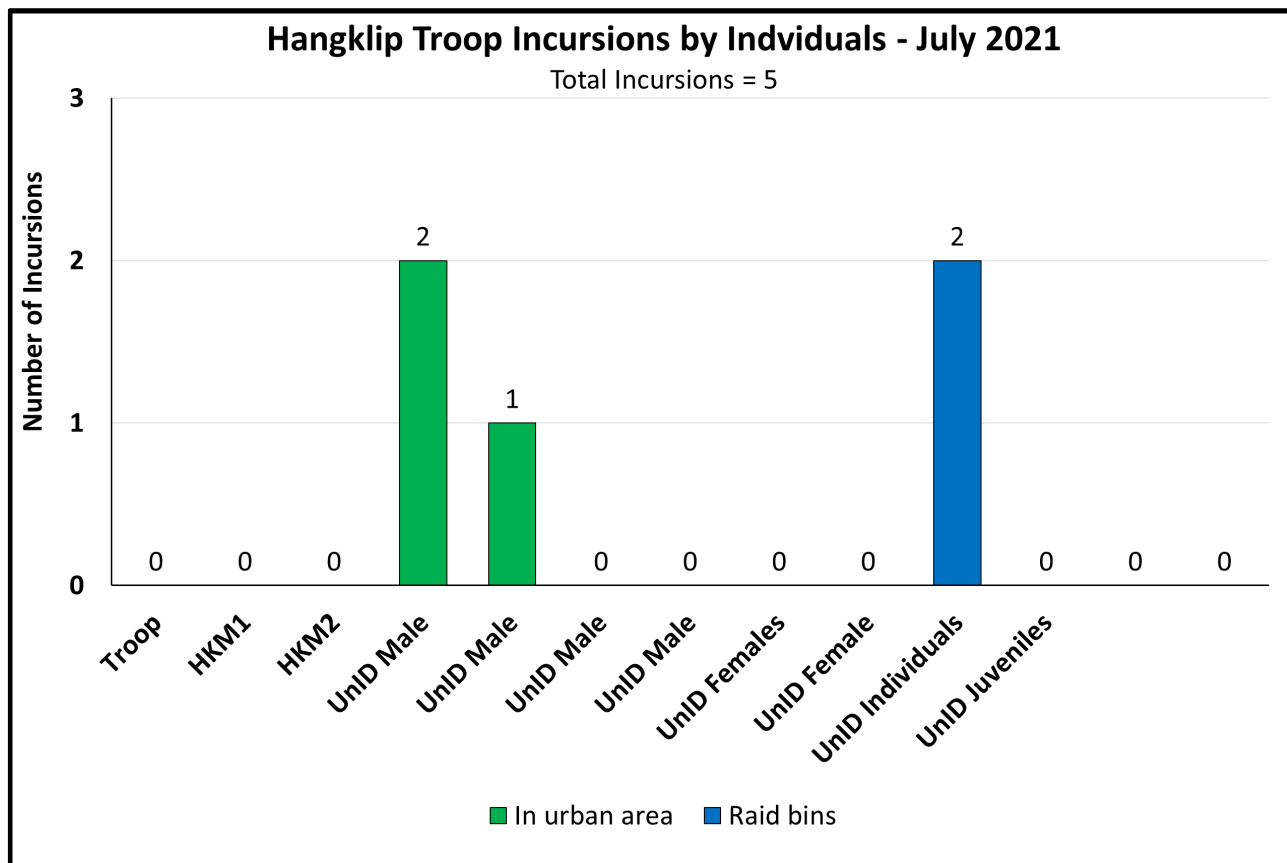


Figure 3.6: Number of incursions by the Hangklip Troop and individuals during July 2021.

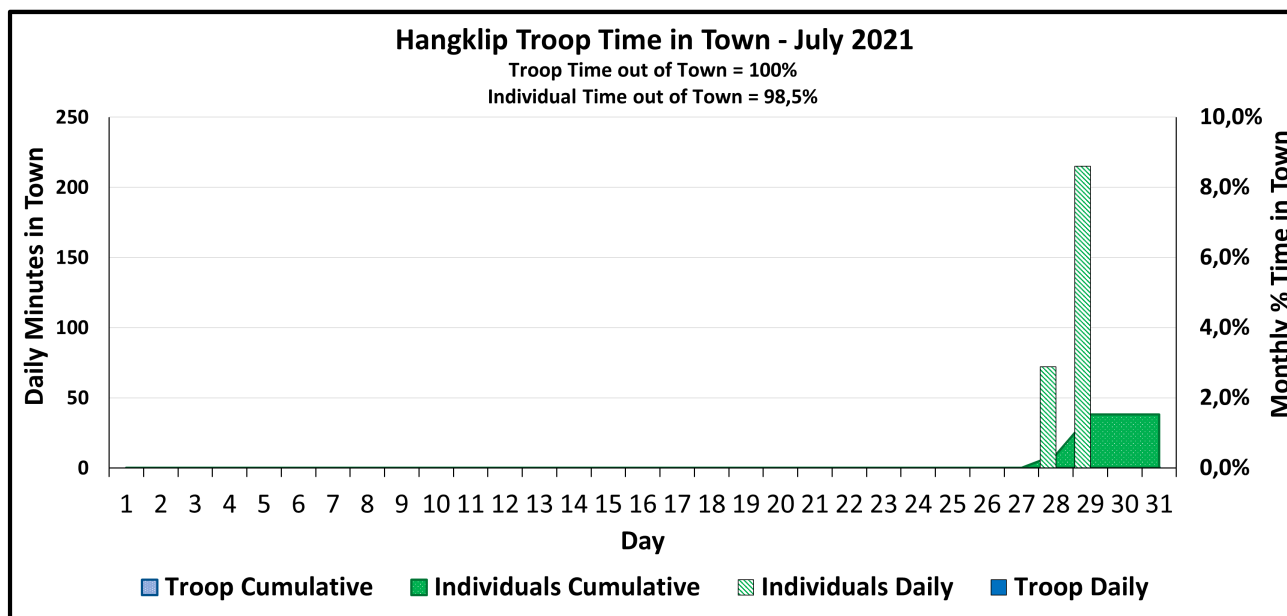


Figure 3.7: Troop and individual daily (bars) and monthly (area) Time in Town by the Hangklip Troop during July 2021. Note: Average daylight hours for July was 9hours 57min.

3.3 SILVER SANDS TROOP

3.3.1 IN TOWN STATISTICS

- Time out of town for the troop remained at 100%.
- Time out of town for individuals decreased from 98.7% to 95.7%.

3.3.2 NOTEWORTHY INCIDENTS

- On 02 July an off-lead dog chased a male baboon on Watsonia Road. Despite brief physical contact between the animals, neither the baboon nor the dog were observed with an injury.
- On 07 July baboons accessed multiple piles of unsecured black bags on Porter and Delport Roads.
- On multiple occasion in July, baboons were observed to approach the backdoor of a property on Senecio Circle and wait at the door. Residents in the area have reported that some residents do feed the baboons. We would like to remind the public that it is against the law to feed wild animals.

HWS: TROOP MONTHLY REPORT																																														
SECTOR							CLASSES OF BEHAVIOUR																																							
OVERSTRAND							1	In urban area							4	Attacking pets							7	Threatening behaviour / attacking/ stealing food																						
BABOON TROOP:					SILVERSANDS		2	Raid bins							5	Unoccupied house or vehicle incursion							8	Breaking & Entering/Damaging property																						
MONTH: JULY					YEAR: 2021		3	Non malicious damage							6	Occupied house or vehicle incursion							9	Nocturnal incursion																						
BABOON ID	Sex	1	2	3	4	5	6	7	8	9	10	11	12	13	14	15	16	17	18	19	20	21	22	23	24	25	26	27	28	29	30	31	TOTAL													
Troop																																														
SSM1	M								1		1				1,1								1			1						1	7													
SSM2	M																																													
UnID Male	M								1		1				1			1,1		1	1		1		1,6			1	1			1	13													
UnID Females	F																																													
UnID Female	F																																													
UnID Individuals							1								1																		2													
UnID Juveniles																													1				1													
	%	TIME SPENT IN TOWN (Minutes)																																HRS												
Troop	0,0																																0,00													
Individuals	4,3						15	76		35					151			39		120	10		90		74	39		132	32		132	15,75														
Roost:	AM	?	?	?	?	?	?	?	?	?	?	?	?	?	?	?	?	?	?	?	?	?	?	?	?	?	?	?	?	?	?	?														
Roost:	PM	?	?	?	?	?	?	?	?	?	?	?	?	?	?	?	?	?	?	?	?	?	?	?	?	?	?	?	?	?	?	?														
Roost Sites							1								2								3								4								5							
							6								7								8								9								10							
							11								12								13								14								15							
							16								17								18								19								20							
							21								22								23								24								25							
							26								27								28																							
ID Features of Baboons																																														
General remarks																																														

Figure 3.8: The Silversands Troop incident sheet for July 2021.

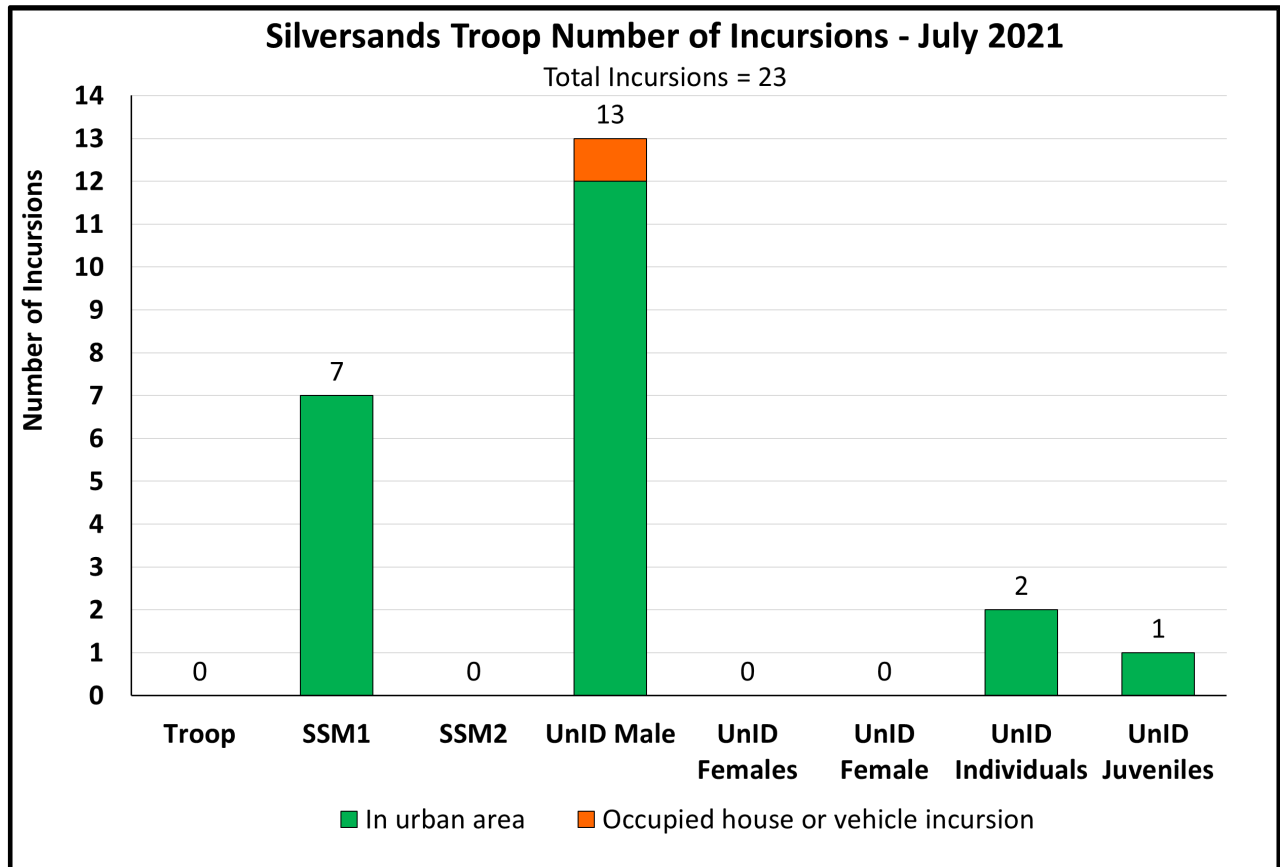


Figure 3.9: Number of incursions by the Silversands Troop and individuals during July 2021.

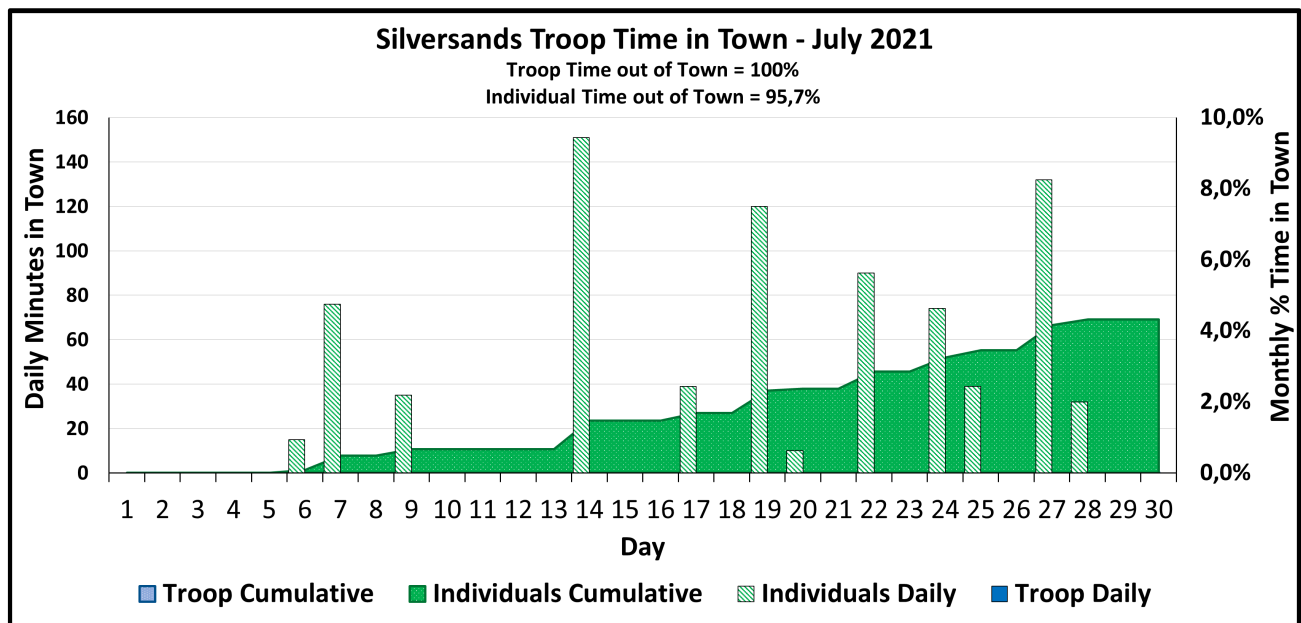


Figure 3.10: Troop and individual daily (bars) and monthly (area) Time in Town by the Silversands Troop during July 2021. Note: Average daylight hours for July was 9hours 57min.

3.4 BETTY'S BAY TROOP

3.4.1 IN TOWN STATISTICS

- The Betty's Bay Troop spent 87.4% time out of town in comparison to 91.3% in June.
- Individual baboons spent 78.8% time out of town, a decrease from 85.5% in June.

3.4.2 NOTEWORTHY INCIDENTS

- The troop entered town on 17 days.
- Sub-groups of baboons and individual baboons entered town on 29 days.
- BBM1 raided one bin at Disa Kloof campsite, entered three unoccupied houses and four occupied houses as well as an occupied shop raid, displayed threatening behaviour or taking directly from people four times and broke into an additional 13 houses, and damage to 4 houses without access.
- On 2 July, BBM1 broke into a house on Clarence Drive and created an entry point for five other individual baboons to enter. BBM1 was observed breaking a window with a palm to exit the property.
- On 7 July, BBM1 broke into a house on Lipkin road in search of HDF's, causing severe damage to the property. BBM1 broke the latch of a window, pulled out two clear view burglar bars from the wooden window frame and broke a wooden door on the inside of the house. BBM1 also managed to obtain HDF's from the house. On 10 July, BBM1 attempted to access a house on Lipkin street but was prevented by the clear view burglar bars.
- On 8 July, BBM1 was displaying increasingly threatening behaviour towards the rangers by charging and mock-charging after the rangers stopped attempted raids. These acts demonstrate BBM1's frustration when unable to obtain HDF's, indicating an addictive behaviour towards HDF's.
- On 18 July, BBM3 attempted multiple times to raid a civilian walking with shopping bags. BBM3 approached the civilian from behind and grabbed the bag out of the person's hand, in the process tearing the bag. Despite a HWS staff member arriving shortly after and blocking BBM3, BBM3 attempted multiple times to get around the HWS staff member to approach the civilian again.
- BBM4 took sugar from an occupied table at a coffee shop on Clarence drive showing no fear for humans. The incident took place on 10 July.
- BBM4 showed other signs of habituation on 11 July by attempting to raid two shops on three different occasions on the same day. BBM4 also attempted to raid a car, despite unsuccessful attempts by a civilian and two dogs trying to stop the raid. BBM4 was only deterred upon arrival of an HWS ranger.

- BBF1 was observed breaking into a house under renovation in Seaview Road, by pulling out a panel of glass from one of the windows. The house was empty at the time, but food that was likely left behind by construction staff was visible from outside the house. This incident took place on 4 July.
- On 15 and 16 July, conflict was observed among males in the troop in the form of fighting and chasing.
- On 17 July, three dogs were observed attacking a juvenile baboon on Waterfall Road. The attack provoked a retaliation by BBM3 to protect the juvenile. This resulted in two of the three dogs sustaining injuries. One had a heavy limp while the other had a laceration on the head. The juvenile baboon sustained an injury to the right hindleg, causing a limp. The juvenile has since fully recovered.

HA1:AH24WS: TROOP MONTHLY REPORT																																																																		
SECTOR						CLASSES OF BEHAVIOUR																																																												
OVERSTRAND						1	In urban area										4	Altercation with pets										7	Threatening behaviour/ attacking/ stealing food																																					
BABOON TROOP:		BETTY'S BAY					2	Raid bins										5	Unoccupied house or vehicle incursion										8	Breaking &Entering/Damaging property																																				
MONTH: JULY		YEAR: 2021			3	Non malicious damage										6	Occupied house or vehicle incursion										9	Nocturnal incursion																																						
BABOON ID	Sex	1	2	3	4	5	6	7	8	9	10	11	12	13	14	15	16	17	18	19	20	21	22	23	24	25	26	27	28	29	30	31	TOTAL																																	
Troop		1	1	1	1	1	1	1	1	1	1	1	1	1	1	1	1	1	1	1	1	1	1	1	1	1	1	1	1	1	1	1	17																																	
BBM1 (satellite collar)	M	2, 6	5, 8	8		6, 8	8	8	7, 7, 7	1	8	8, 8		1	1	8	1		1	8, 8	6, 6	8, 8	6, 8	8, 5	1	8, 8		5	1	1	7	1	38																																	
BBM2	M	2				2, 2		2					5	1						1	1	1	1	1	1	1	1		6	1	1	15																																		
BBM3	M	6	1	5	6	2					6, 6	1	1	1		6	1	4, 3, 7	7, 2, 8	1		5		1, 1	2	1, 1	1, 5	8		6	1	25																																		
BBM4 (sub-adult)	M					6	2, 6	2		1	7	1	1	1	5	5, 7	1	1		1	1	1	1, 1	2	1, 1	2, 1	1	1	5, 5	7	28																																			
BBF1	F		1	5	6, 6, 8	2					1					1	1					5		1, 1	2	1, 1		8				11																																		
BBF2	F					6																										1																																		
UnID Male	M											6																				1																																		
UnID Females	F													1											1				1		3																																			
UnID Female	F						7	5										1	1				1, 1	1					5		6	9																																		
UnID Individuals		2, 6		1, 5	2		2	2		8	1					6				1	1	1					1		1		15																																			
UnID Juveniles			1				7							1				1	1	1		1			1		1, 5	1			11																																			
		%	TIME SPENT IN TOWN (Minutes)																												HRS																																			
Troop		12, 6	210	120	35	118	93	269	180	379	93	111	100		284	36			3	62								78		198		39, 48																																		
Individuals		21, 2	125	25	97	189	282	100	34	0	61	69	109		112	80	143	219	157	215	309	29	159	68	221	256	223	54	136	197	121	204	66, 57																																	
Roost:	AM	1	17	19	2	18	18	1	1	1	18	18	18	18	2	13	18	2	18	1	1	1	12	18	18	18	1	18	18	18	12																																			
Roost:	PM	17	18	2	18	13	1	1	1	2	18	18	18	2	1	1	1	18	1	1	18	1	12	18	18	18	1	1	1	18	18																																			
Roost Sites			2										Leopard Kloof										3	Leopard Kloof Lower										4	Leopard Kloof Upper										5	Sunny Seas																				
			6										Sunny Seas West										7	Sunny Seas East										8	Bass Lake										9	Bass Lake West										10	Bass Lake East									
			11										Jocks Bay										12	Zigzag										13	Church										14	Kleinmond Lookout										15	Kopje									
			16										Caltex										17	Waterfall										18	Unknown										19	Harold Porter Gardens										20										
			21																				22											23											24											25										
			26																				27											28																																
ID Features of Baboons																																																																		
General remarks																																																																		

Figure 3.11: The Betty's Bay Troop incident sheet for July 2021.

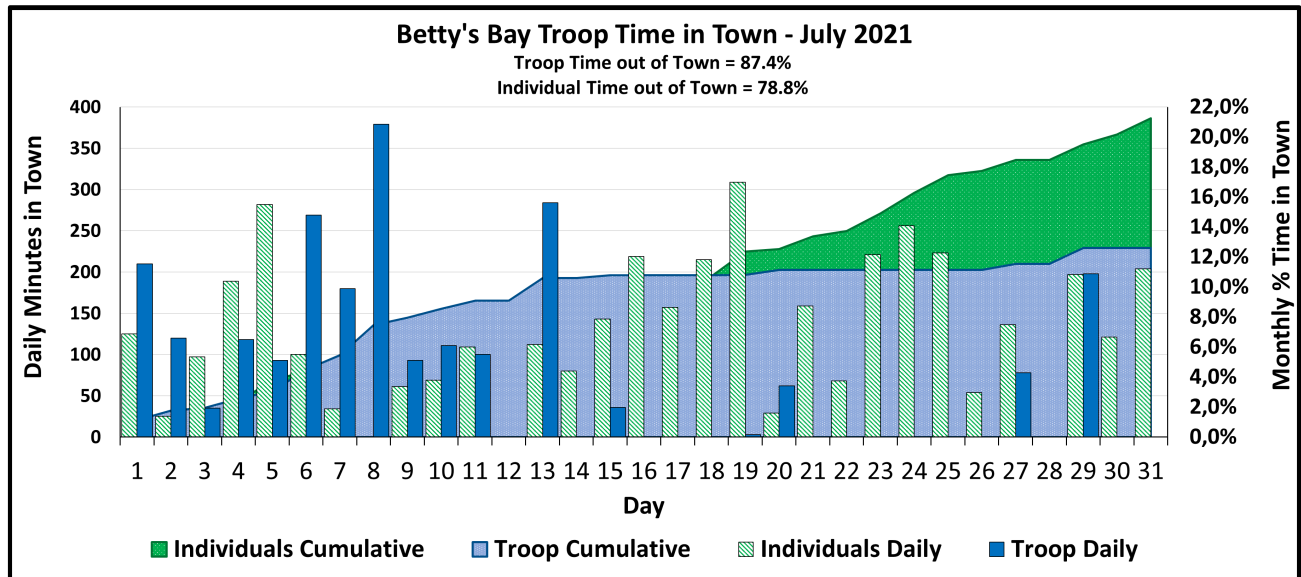


Figure 3.12: Troop and individual daily (bars) and monthly (area) Time in Town by the Betty's Bay Troop during July 2021. Note: Average daylight hours for July was 9hours 57min.

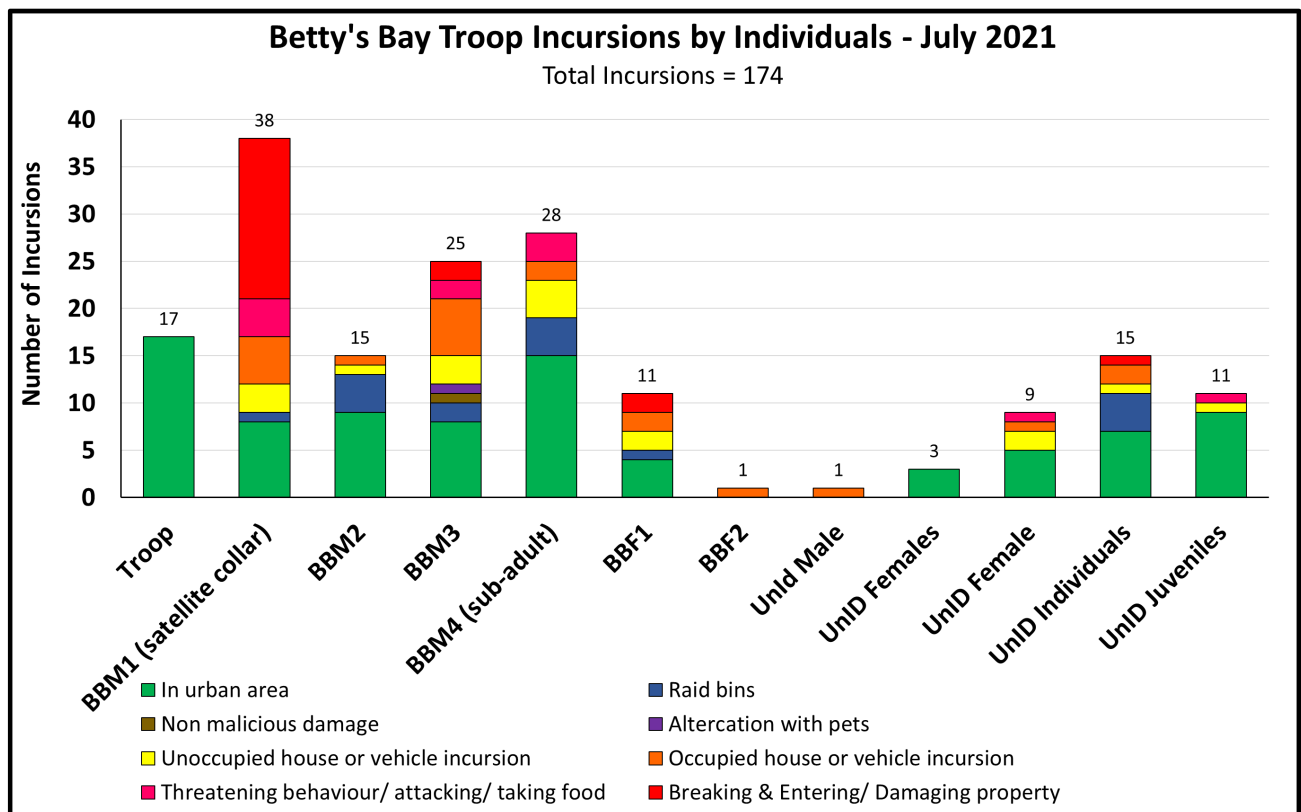


Figure 3.13: Number of incursions by the Betty's Bay Troop and individuals during July 2021.

3.5 BIRTHS, DEATHS & MIGRATIONS

- PBM1 was euthanised on 20 July for humane reasons.
- On 21 July BBF1 and BBF2 were seen with new infants. The two females were not seen for a few days before and it is likely that the infants were born a few days earlier.

4 GENERAL COMMENTS – ALL TROOPS

4.1 POPULATION CHARACTERISTICS

Two births and one death were recorded in the managed troops this month and are summarised in the tables below. A preliminary count of the Hangklip West Troop, which entered Pringle Bay during July, indicates its size as 30 individuals. A previous, but not confirmed, count of the Hangklip East Troop suggested its size at 43 baboons. The population data of the four closely managed troops can be seen in Tables 4.1 and 4.2 below.

TROOP	OCTOBER	JUNE	JUNE	JULY 2021			Total observed Births (1 July 2021 to 31 July 2021)	Total observed Deaths (1 July 2021 to 31 July 2021)	Total Migrations (1 July 2021 to 31 July 2021)
	2019	2020	2021	Births	Deaths	Emigration / Immigration			
Voëlklip	29	29	27	0	0	-1	0	0	-1
Vogelgat	N/A	22	29	0	0	0	0	0	0.
Pringle Bay	16	16	17	0	1	0	0	1	0.
Betty's Bay	N/A	19	20	2	0	0	2	0	0.
Hangklip	N/A	N/A	30	0	0	0	0	0	0.
Silversands	N/A	N/A	43	0	0	0	0	0	0.
TOTAL	45	86	166	2	1	-1	2	1	-1

Table 4.1: Population data for the four closely managed troops in the Overstrand in July 2021. Emigration/Immigration figures show animal movements between troops. Note: Not all births, deaths and migrations are always observed, consequently a monthly running total is not kept.

Deaths	2019/20 (October - June)	2020/21 (July - June)	2021/22 (July - June)	July 2021	TOTAL (since October 2019)
Management	3	0	0	0	3
Human Induced (HID)	1	2	0	0	3
Direct **	1	2	0	0	3
Indirect ***	0	0	0	0	0
Natural	2	7	1	1	9
Unknown	0	0	0	0	0
TOTAL DEATHS	6	9	1	1	15

Table 4.2: Causes of baboon deaths since October 2019; **Deaths caused directly by humans, such as motor vehicle accidents, shooting, poisoning and dogs. ***Deaths caused indirectly by humans such as electrocutions and fire.

4.2 HOTLINE DATA

A total of 161 calls were received this month of which 143 were incursion related in managed areas. This is an increase from June. As per previous months, the majority (54%) of hotline calls received again originated from Betty's Bay (Figure 4.1), this has become the norm due to the high levels of habituation and apparent addiction to HDFs in the Betty's Bay Troop.

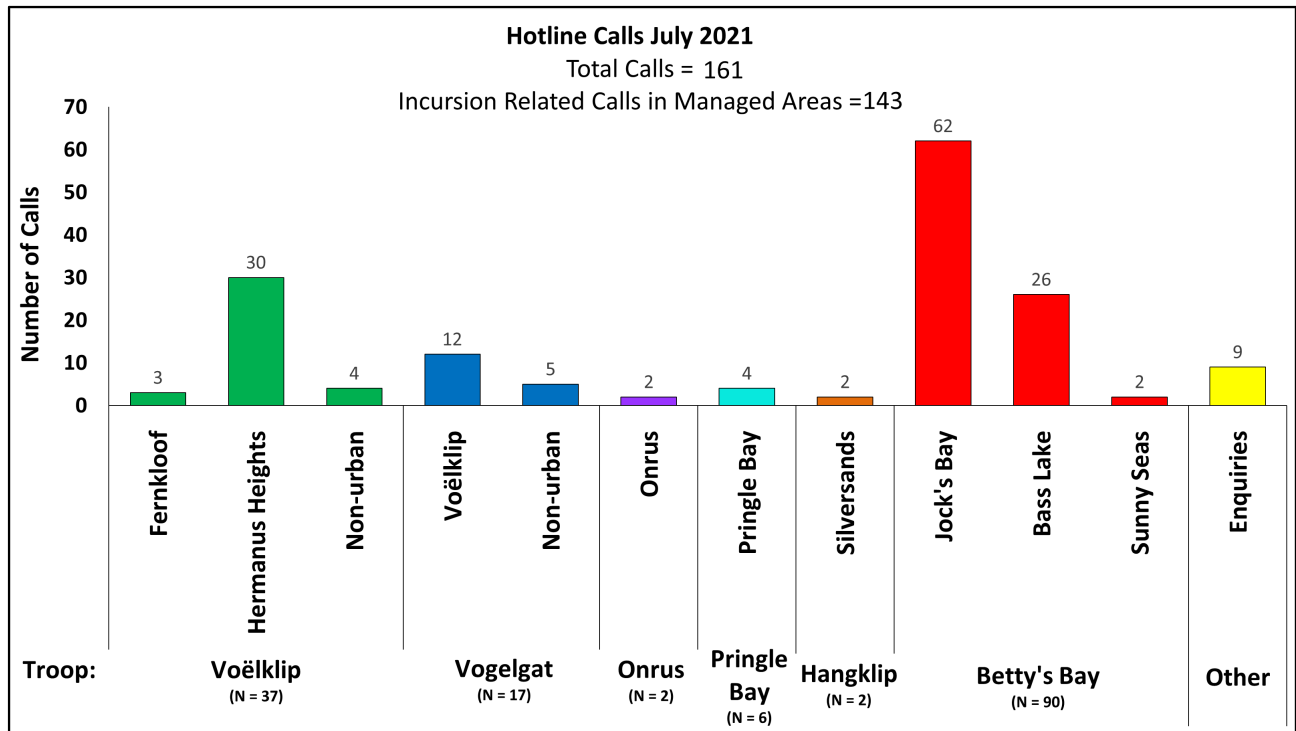


Figure 4.1: Hotline calls in baboon affected areas for July 2021. Incursion related hotline calls are calls reporting managed baboons in urban areas. Managed areas are those areas in which baboon troops are known to occur and are actively managed. 'Other Areas' represent those areas beyond the urban edge or the range of managed baboons.

Fifteen percent of all incursion related hotline calls were related to assertive incursions. The overwhelming majority of these calls (total 20) originated from Betty's Bay (14 calls) followed by three calls from Pringle Bay, whilst all other troops combined only accounted for another three assertive incursion related hotline calls.

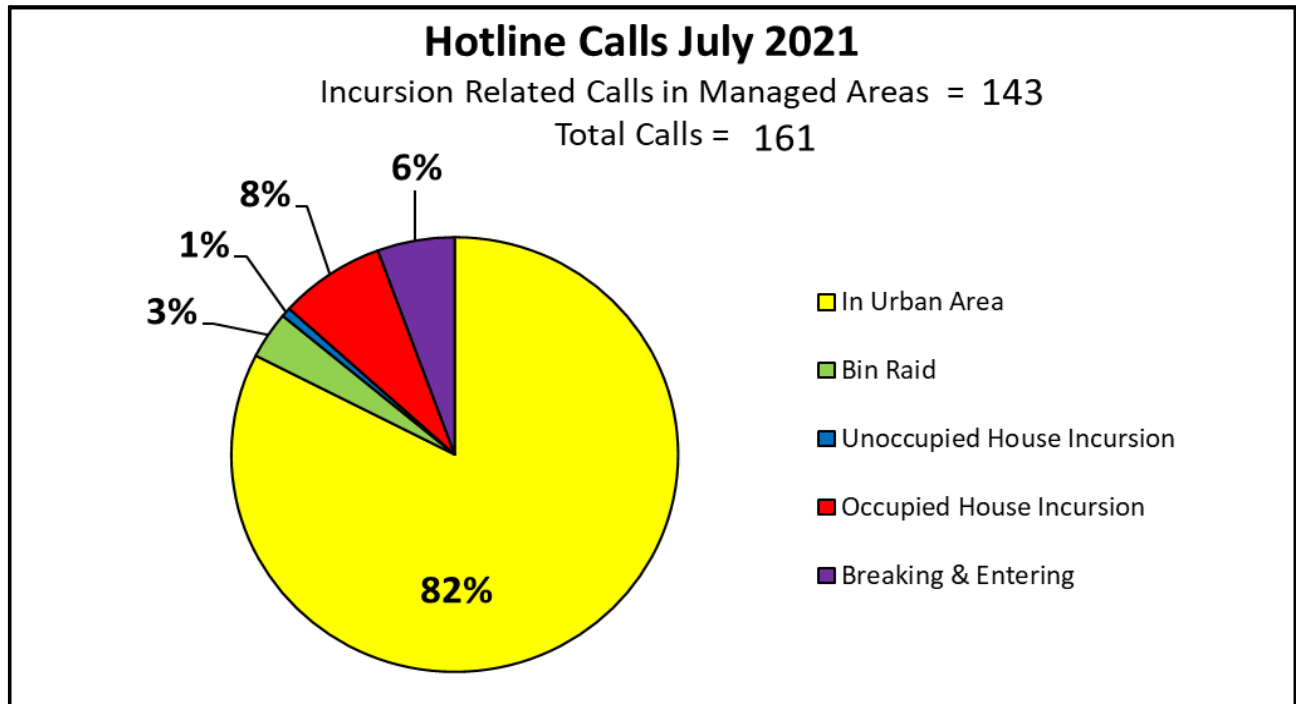


Figure 4.2: Composition of incursion-related hotline calls during July 2021. Note: This chart represents the composition of hotline calls, not the composition of known incursions by baboons.

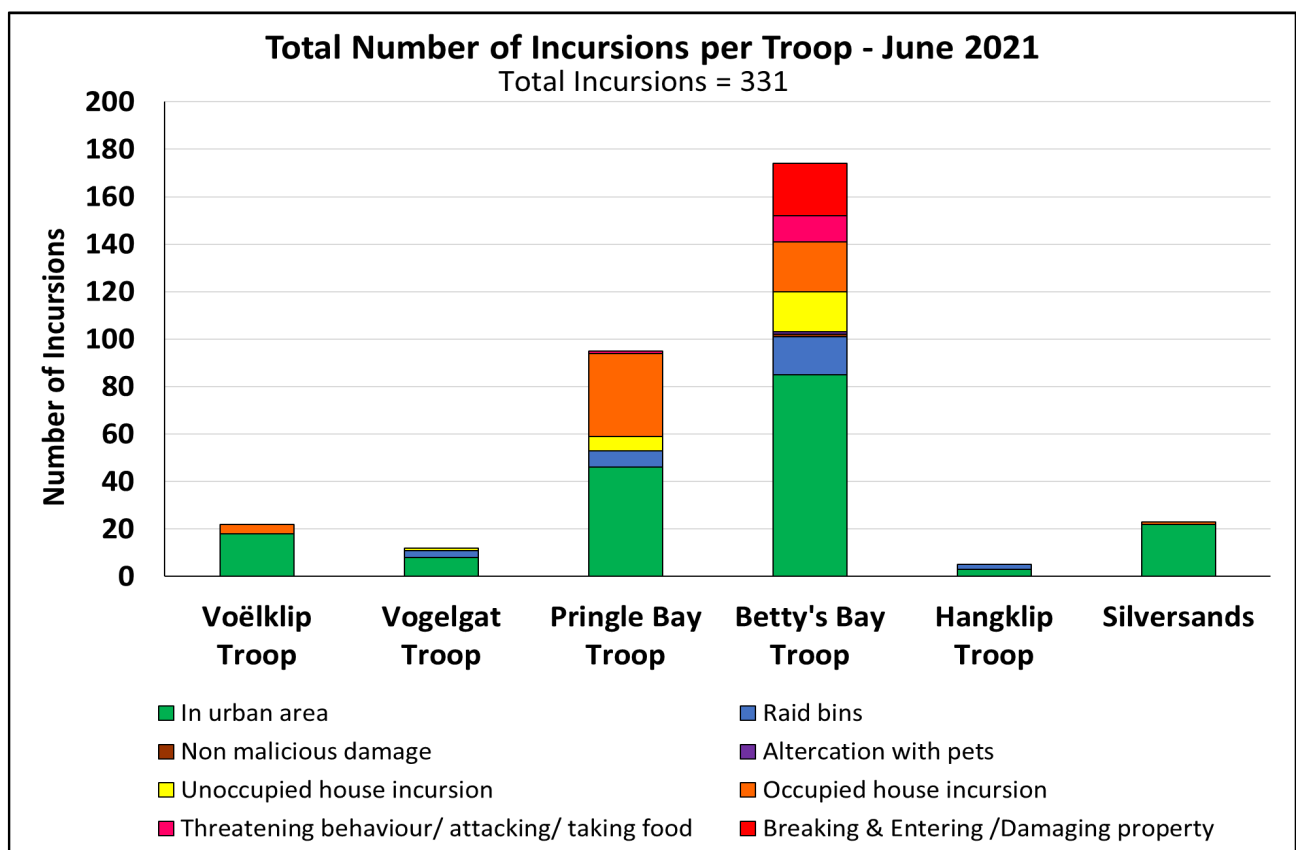


Figure 4.3: Total observed incursions per troop during July 2021. Observed incursions are not hotline related and are incursions observed by HWS field staff.

By reporting incidents on to the hotline, the public can assist HWS to respond quickly and efficiently to baboon incidents. HWS encourages everyone living or working in baboon affected areas to continue making use of the hotline.

4.3 PERCENTAGE TIME OUT OF TOWN

During July 2021, the average time out of town of managed troops was 98.8%. Individuals from the Pringle Bay Troop spent significant amounts of time in the village this month. These individuals proved challenging to move out of town as they could easily hide from staff. Individual time in town is counted if individuals or small groups of baboons enter the urban area alone, and if less than half the troop is in town.

Individual time in town is recorded from the moment field staff confirm a baboon or small group of individuals have crossed the urban edge into town. Individual time in town continues to be counted as long as at least one individual and less than 50% of the troop are in town. Individual time in town is often much longer than troop time in town as it is much more difficult to move a small group of baboons, which can easily hide in town, whilst still managing the troop outside of town. Individual time in town is only stopped once all individuals have exited the urban area.

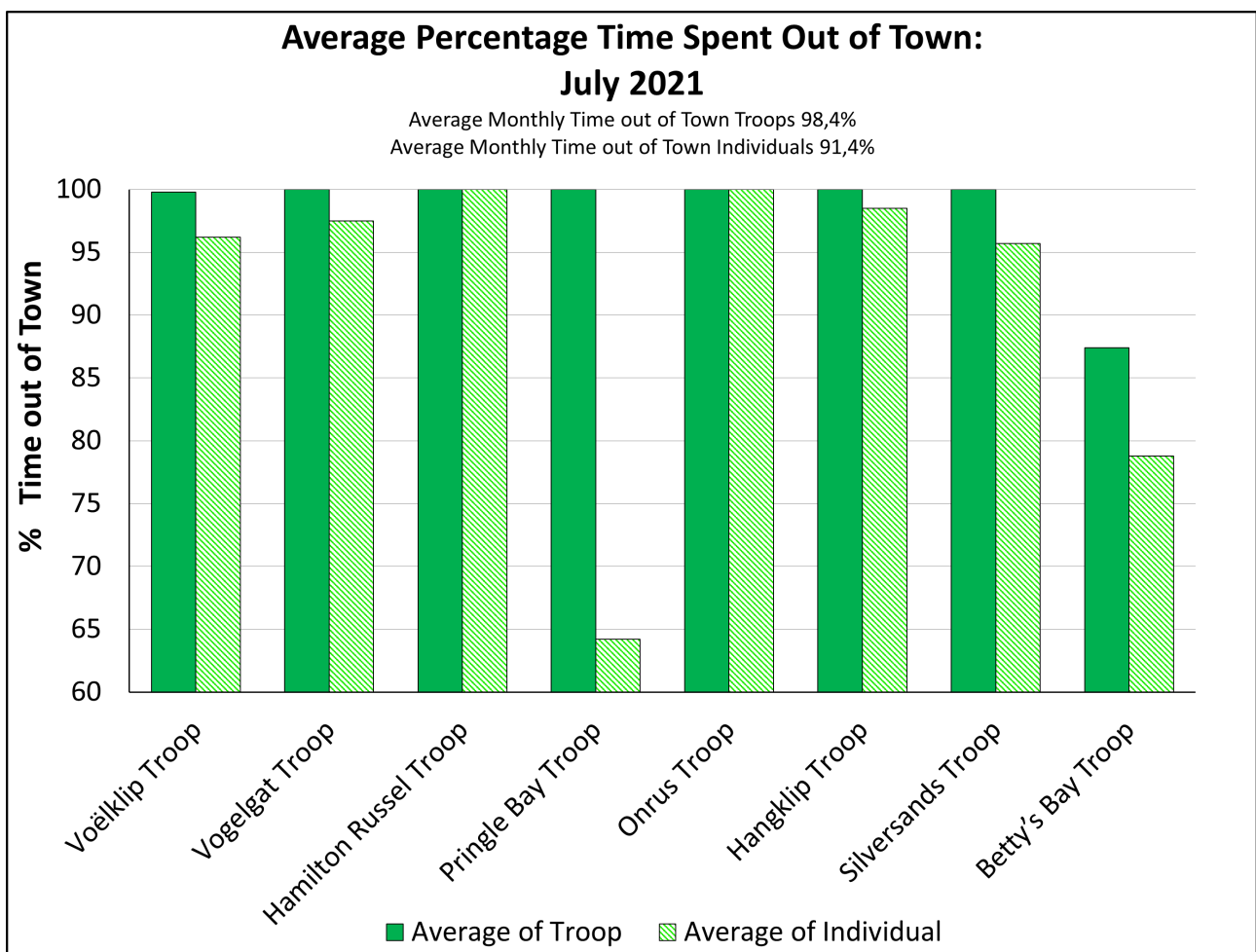


Figure 4.4: Percentage time the managed baboon troops and individuals spent out of town during July 2021

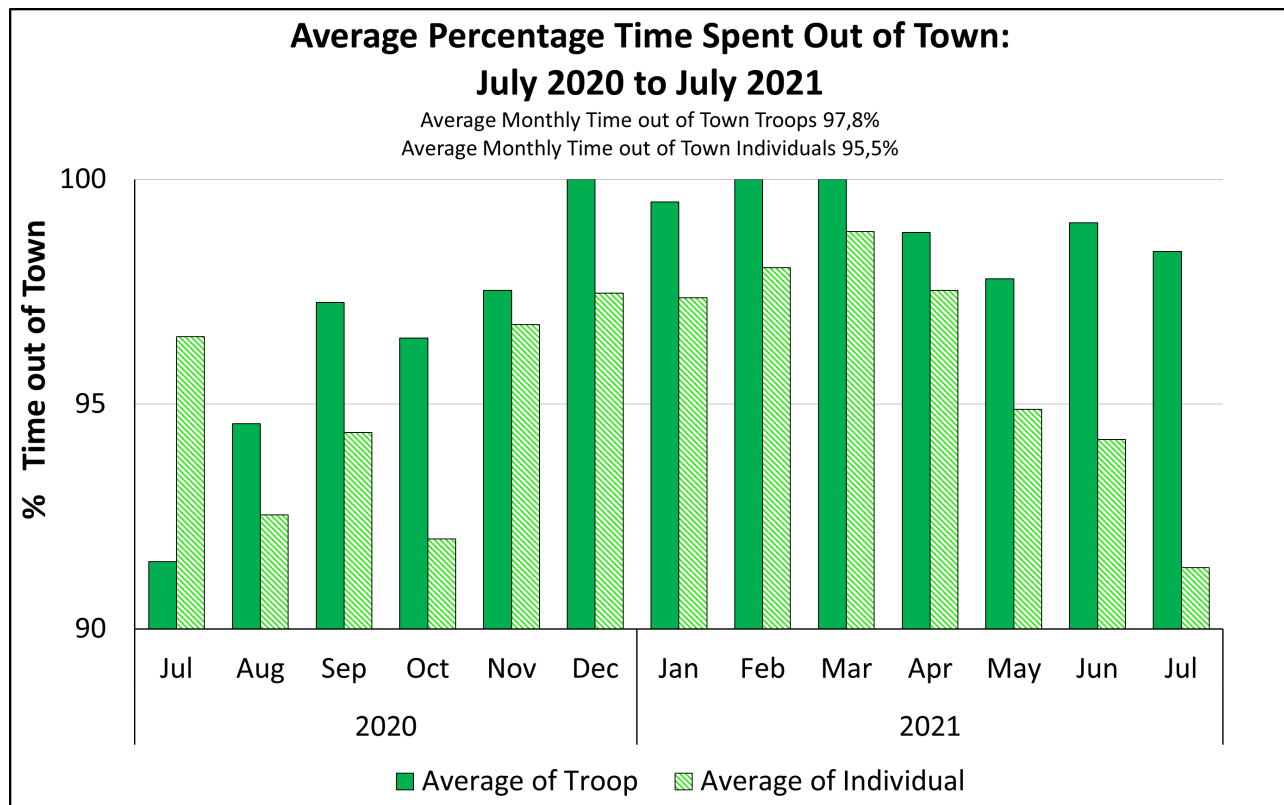


Figure 4.5: Percentage time the managed baboon troops and individuals spent out of town over the past thirteen months (July 2020 to July 2021).

4.4 RECOMMENDATIONS

- **Waste and recycling collection should be prioritised** to take place in the early mornings in suburbs affected by baboons. This will reduce the attractant value of the waste to baboons. This is especially important for the area north of the Main Road in Voëlklip, which is close to the mountainside. Here waste is currently collected at around midday. This same principle applies to Pringle Bay and Betty's Bay.
- HWS suggests that **waste removal** should **start on the urban edge** and then move down through the suburbs.
- All bins used in baboon-affected areas should be **baboon-proof and locked**.
- **Refuse bags** should not be left lying open on the sidewalk, easily available to baboons.
- Ripening **fruit on fruit trees** in baboon-affected areas should be harvested to remove this attractant for baboons. **Open vegetable gardens** should be baboon-proofed. This will reduce baboon incursions into the suburbs.
- Baboon-proof bins are required throughout the western region of the Overstrand. Betty's Bay should be regarded as a high priority because there are very few baboon proof bins in place.

- Residents are encouraged not to feed wildlife, including birds. This month, baboons were seen eating seed, cookie crumbs and bread intended for birds. Provisioning food increases the amount of time spent in town by baboons and increases the risk of incursions into homes. It also makes the jobs of the baboon rangers more difficult because the baboons are reluctant to leave an area where there is an abundance of easily accessible food. Residents are reminded that it is illegal to feed any wild animal. Residents are encouraged to record and report the feeding of wildlife to the baboon hotline (072 028 0008).
- Residents should not encourage baboons to enter town by providing water points for wildlife.
- Residents should not make use of pellet guns or paintball markers to deter baboons from their properties. Residents are encouraged to contact the baboon hotline (072 028 0008) to request assistance.
- Residents are requested not to hinder HWS in their efforts to encourage baboons to move out of town. Statistics show that human-induced injuries and deaths increase when baboon's frequent urban areas.

5 CONCLUSION

July was a month of huge contrasts for baboon management in the Overstrand. On the one hand the average time out of town for all troops was a credible 98.4%. On the other hand, individuals of the Pringle Bay and Betty's Bay Troops spent an average of only 71.6% of their time out of town or, alternatively, an average of 28.4% of their time in town. This equates to Pringle Bay and Betty's Bay each having at least one baboon in town during daylight hours for about 88 hours of the month. Because the average hours of daylight per day during July was 9 hours 57 minutes, the 88 hours spent in town by individual baboons equates to baboons being in town for almost eight full days during daylight hours in both towns.

The obvious question, is how is it possible for all the managed troops in the Overstrand to spend an average of 1.6% of their time in town, while two of these same towns could have individuals in town for almost a third of the time? Furthermore, for Pringle Bay, the troop spent 100% of its time out of town while individuals (as a group) spent 35.6% of their time in town! The answer to this question, would therefore seem to relate directly to the different individuals in these troops.

This point is highlighted by considering Figures 3.3 and 3.13 (incursions by Pringle Bay and Betty's Bay Troops respectively) in conjunction with Figure 4.3 (comparison of incursions by all managed troops). It is evident from these figures that of the 331 incursions recorded for all troops 269 (81.2%) were recorded for only the Betty's Bay (52.6%) and Pringle Bay (28.7%) Troops. Furthermore, approximately half of all these incursions, were assertive. In other words about half of all incursions, were not simply visits to the urban area, but aggressive raids entering occupied or unoccupied houses, taking food directly from people, or even physically breaking into houses.

The common feature of the Pringle Bay and Betty's Bay Troops, is that they are both highly habituated troops, and much more habituated than any other troops in the Overstrand. The key feature of over habituation, is not that baboons will enter occupied houses, but rather the distance to which baboons will allow humans to approach them. Most of the adult males in the Betty's Bay Troop will readily allow an unknown adult human male to approach within 3m without any hesitation. This over habituation predisposes the baboons to taking food from humans once they have learnt the energetic benefits of human derived foods (HDF's). There are at least five adult baboons in the Betty's Bay Troop that have learnt this.

On a more personal note, although it was saddening to witness the demise of the old alpha male, PBM1, from the Pringle Bay Troop during July, he certainly left a legacy behind him. During the past two months a most interesting sequence of events began to be played out, as various individuals from the Pringle Bay Troop started heading back to Pringle Bay in search of HDF's as the effects of the lack of winter forage became evident. The most interesting behaviours witnessed related to parental care, or the lack thereof.

When PBF2 died earlier in the year, she left a baby of approximately eight months old behind. PBM1 was almost certainly the father, and became very protective of him, particularly when the new Buffels River males approached him and threatened infanticide. Over the past few months PBF3 and PBF4 weaned their babies and forced them to forage independently in the fynbos. Shortly thereafter both females starting making excursions to Pringle Bay to gain high energy HDF's. On these occasions they sometimes took their babies with them, while on others they left their babies in the care of PBM1. On several occasions PBM1 was seen carrying two babies at once – one clinging to his belly while the other rode on his back. PBM1 showed a great deal of paternal care to his offspring, but the extra effort exerted while looking after two babies in the absence of their mothers may well have been the final straw in his old age, leading to his weakened state and ultimately his death.