

Photo: © Human Wildlife Solutions

Human Wildlife Solutions

Overstrand

Monthly Report

OCTOBER 2020

TABLE OF CONTENTS:

TABLE OF CONTENTS:	2
1 INTRODUCTION	3
2 VOËLKLIP TROOP	3
2.1 IN TOWN STATISTICS	3
2.2 NOTEWORTHY INCIDENTS	4
2.2.1 HERMANUS HEIGHTS & GOLF COURSE.....	4
2.2.2 VOËLKLIP & FERNKLOOF	4
2.2.3 GENERAL.....	4
2.3 BIRTHS AND DEATHS	4
3 VOGELGAT TROOP	6
3.1 IN TOWN STATISTICS	6
3.2 NOTEWORTHY INCIDENTS	6
3.3 VIRTUAL FENCE	6
3.4 BIRTHS AND DEATHS	6
4 PRINGLE BAY TROOP.....	7
4.1 IN TOWN STATISTICS	7
4.2 NOTEWORTHY INCIDENTS	7
4.3 BIRTHS AND DEATHS	8
5 GENERAL COMMENTS.....	9
5.1 POPULATION CHARACTERISTICS	9
5.2 HOTLINE DATA.....	10
5.3 PERCENTAGE TIME OUT OF TOWN	11
5.4 RECOMMENDATIONS	12
6 CONCLUSION	12

1 INTRODUCTION

This monthly report covers the period from 1 to 31 October 2020. October saw temperatures increasing and rainfall becoming less frequent.

For the second consecutive month, the Vogelgat Troop spent 100% of its time out of town, an indication of the continued success of the HWS Virtual Fence method. The Vogelgat Troop spent much of its time within the Vogelgat and Maanschynkop Nature reserves this month.

Although the Voëlklip troop spent more time out of town this month, time out of town for individuals has decreased. Once in town, single baboons or small groups of baboons are able to easily hide in between houses, making them difficult to locate. Many houses are also unoccupied during the day, allowing the baboons to hide on the properties undisturbed as the rangers are unable to obtain access to these properties.

The Pringle Bay troop spent more time in town this month. This is due to regular use of sleepsites on the urban edge as well as lengthening daylight hours, creating opportunities for the troop to enter town before rangers arrive. Attractants in town are also numerous at this time of year, in addition to Human Derived Foods, obtained from waste and houses, there is also abundant natural and cultivated forage in the form of flowers and fruits in town.

2 VOËLKLIP TROOP

2.1 IN TOWN STATISTICS

- During October, the troop spent 99.7% of its time out of town, an increase from 99.2% in September.
- Time out of town for individuals decreased from 91.1% in September to 88.7% in October.
- During October, the Voëlklip Troop entered the urban area on a single occasion. The troop entered via the Voëlklip suburb.

2.2 NOTEWORTHY INCIDENTS

2.2.1 HERMANUS HEIGHTS & GOLF COURSE

- One house raid was reported in Hillside Village.
- Individuals entered the golf course on three occasions in October.
- No bin raids were reported.

2.2.2 VOËLKLIP & FERNKLOOF

- Five bin raids and two occupied house raids were reported for Voëlklip suburb in October. The bin raids occurred on 6th, 7th and 8th Street, while the occupied house raids both occurred on 5th Street.

2.2.3 GENERAL

- The troop was dive bombed by unidentified birds of prey on three occasions during October. This usually occurs when the troop is moving, up or on top of, the mountain.
- An unidentified troop was observed on six occasions during October 2020. The unidentified troop was seen on the mountain above Hermanus Heights and closer towards Fernkloof Nature Reserve.

2.3 BIRTHS AND DEATHS

- No births or deaths were recorded during October 2020.



Figure 2.1: GPS locations of the Voëlklip Troop as determined by the GPS collar during October 2020.

HWS: TROOP MONTHLY REPORT																																																													
SECTOR		CLASSES OF BEHAVIOUR																																																											
OVERSTRAND		1	In urban area														4	Attacking pets														7	Threatening behaviour/ attacking/ stealing food																												
BABOON TROOP:		VOËLKIP		2	Raid bins														5	Raid unoccupied house or vehicle														8	Breaking &Entering/Damaging property																										
MONTH: October		YEAR: 2020		3	Non malicious damage														6	Raid occupied house or vehicle														9	Nocturnal Raiding																										
BABOON ID	Sex	1	2	3	4	5	6	7	8	9	10	11	12	13	14	15	16	17	18	19	20	21	22	23	24	25	26	27	28	29	30	31	TOTAL																												
Troop																									1								1																												
VKM2 ALPHA	M				1		6											1	1,1	1	1		2					5					9																												
VGM1 BLUE TAG	M			1	1						1	1						1		1						2		1				1	9																												
VKF4 YELLOW TAG	F			1	1							1								1								1					5																												
VKF5 RED TAG	F				1							1	1					1	1		1							1,1				1	9																												
VKF1 GREEN TAG	F				1																												1																												
UnID Male	M																																0																												
UnID Males	M																																0																												
UnID Females	F				1							1						1		1,2	1					2		1					8																												
UnID Female	F			1,1	1														1				2,6					1,1					8																												
UnID Individuals												1	1					1	1		1		1			1							7																												
UnID Juvs																1	1	1				1											4																												
	%	TIME SPENT IN TOWN (Minutes)																														HRS																													
Troop	0,3																								69								1,15																												
Individuals	11,3			228	322		40						179	210				12	73	132	143	484		338				146		281			140	45,47																											
Roost:	AM	4	18	18	18	5	21	22	21	18	18	3	3	18	18	18	6	9	12	14	12	14	14	16	12	9	9	14	12	5,21	3	18	3	5																											
Roost:	PM	18	18	18	5	21	22	18	22	18	3	3	18	18	18	6	12	14	12	14	14	12	9	6	14	12	21	3	18	3	5	?																													
Roost Sites		1	Golf Course											2	Heights Dam											3	Green Kloof											4	Platte Klip											5	Adder Ladder										
		6	Lower Dam											7	Middle Dam											8	Upper Dam											9	Dragon's Back											10	Droë Kloof										
		11	Blaaie Kloof											12	Big Titanic/Cave											13	Small Titanic											14	10th Ave Kloof											15	11th Ave Kloof										
		16	A-Shape											17	Bos Klip											18	Hermanus Heights											19	Steyn's Kloof											20	In Town										
		21	Tallie's Kloof											22	Kanonkop											23												24												25											
		26												27												28																																			
ID Features of Baboons																																																													
General remarks																																																													

Figure 2.2: The Voëlklip Troop raid sheet for October 2020.

HWS: TROOP MONTHLY REPORT																																								
SECTOR																																								
OVERSTRAND		CLASSES OF BEHAVIOUR																																						
BABOON TROOP:	VOGELGAT	1	In urban area										4	Attacking pets										7	Threatening behaviour/ attacking/ stealing food															
		2	Raid bins										5	Raid unoccupied house or vehicle										8	Breaking &Entering/Damaging property															
		3	Non malicious damage										6	Raid occupied house or vehicle										9	Nocturnal Raiding															
MONTH: October		YEAR: 2020																																						
BABOON ID	Sex	1	2	3	4	5	6	7	8	9	10	11	12	13	14	15	16	17	18	19	20	21	22	23	24	25	26	27	28	29	30	TOTAL								
Troop																																0								
VGf1	F																															0								
UnID Male	M																															0								
UnID Males	M																															0								
UnID Females	F																															0								
UnID Female	F																															0								
UnID Individuals																																0								
UnID Juvs																																0								
	%	TIME SPENT IN TOWN (Minutes)																													HRS									
Troop	0,0																														0,00									
Individuals	0,0																														0,00									
Roost:	AM																																							
Roost:	PM																																							
Roost Sites						1	Baboon Castle						2	18th Ave Kloof						3	11th Ave Kloof						4	10th Ave Kloof						5	Uitkyk Punt					
						6	Vogelgat Nature Reserve						7	Halfway Ridge																										
ID Features of Baboons																																								
General remarks																																								

Figure 3.1: The Vogelgat Troop raid sheet for October 2020.

3 VOGELGAT TROOP

The troop approached the town on three occasions in October, a decrease from September. The troop continued to spend much of its time in Vogelgat Nature Reserve and moved along the R43 frequently.

3.1 IN TOWN STATISTICS

- Time out of town for the troop was 100% in October.
- Time out of town for individuals was 100% in October.
- No entries into town by the troop or individuals were recorded for October.

3.2 NOTEWORTHY INCIDENTS

- The troop entered the buffer zone (a 200m wide zone running parallel to the urban edge) on a single occasion during October.
- No house raids or bin raids were recorded for October.
- The troop continues to spend most of its time in the eastern part of their territory and often spends multiple hours per day in close proximity to the R43.

3.3 VIRTUAL FENCE

- The Virtual Fence was activated on a single occasion during October and successfully deterred the troop.
- Since the implementation of the Virtual Fence in August, a further decrease in the number of hotline calls was observed in October. No hotline calls were received for the Vogelgat Troop in October.

3.4 BIRTHS AND DEATHS

- No births or deaths were recorded for October.

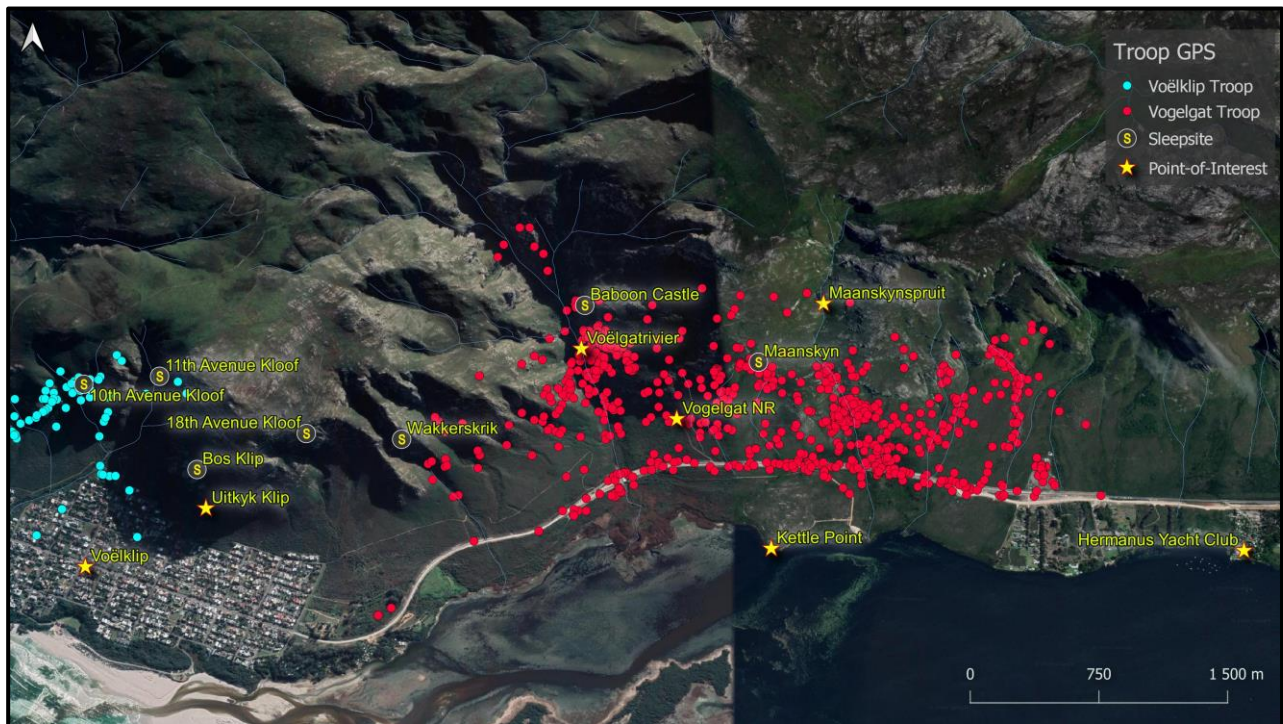


Figure 3.2: GPS locations of the Vogelgat Troop as determined by the GPS collar during October 2020.

4 PRINGLE BAY TROOP

4.1 IN TOWN STATISTICS

- The Pringle Bay Troop spent 89.7% of its time out of town in October.
- Time out of town for individuals was 87.3%.
- The troop made regular use of the Pringle Peak and Professor sleepsites as well as the Hangklip and Pieter's sleepsites when moving south.
- The troop entered town on 18 occasions during October.

4.2 NOTEWORTHY INCIDENTS

- Thirteen occupied house raids were recorded in October.
- The troop made regular use the Professor and Pringle Peak sleepsites this month, which offered easy access into town and were already in town on four occasions before rangers arrived for duty.
- Refuse bins and/or bags were raided on four occasions by baboons. These included a municipal bin in the CBD, refuse bags outside a holiday house and refuse bags at the skip.

- Food scraps discarded from the Ticklemouse, intended for birds, attracted baboons as well. These scraps led to juvenile baboons becoming separated from the troop on two occasions as they moved through the urban area.
- One incident of suspected breaking and entering by a baboon was reported. The incident was not seen but a broken sliding door was found after baboons moved through the property on 16 October.
- On one occasion a resident had to be persuaded not to fire an air rifle at the baboons whilst on another occasion a resident was reported to have fired a paintball marker at baboons passing through town. Residents are reminded that it is illegal to fire any weapon, even if not lethal, at a baboon without a permit and may be fined by CapeNature, if found to be guilty. Residents are encouraged to rather phone the HWS Baboon Hotline (072 028 0008) for assistance.
- A new infant was seen with the troop on 17 October.

4.3 BIRTHS AND DEATHS

- One birth and no deaths were recorded for October 2020.

HWS: TROOP MONTHLY REPORT																																																			
SECTOR		CLASSES OF BEHAVIOUR																																																	
OVERSTRAND		1 In urban area												4 Attacking pets										7 Threatening behaviour/attack/stealing food																											
BABOON TROOP:		2 Raid bins												5 Raid unoccupied house or vehicle										8 Breaking & Entering/Damaging property																											
MONTH: October		3 Non malicious damage												6 Raid occupied house or vehicle										9 Nocturnal Raiding																											
PRINGLE BAY		YEAR: 2020																																																	
BABOON ID	Sex	1	2	3	4	5	6	7	8	9	10	11	12	13	14	15	16	17	18	19	20	21	22	23	24	25	26	27	28	29	30	31	TOTAL																		
Troop		1			1	1	1	1	1	1		1					1	1	1	1	1			1	1					1	1		1	18																	
PBM1	M											2;6	1																				3																		
PBM2	M											6;6																					2																		
PBF1	F	2				5			1			2	6				6	6		6;6													9																		
PBF2	F	2							2																								2																		
UnID Male	M																																																		
UnID Males	M																																																		
UnID Females	F													6										1;6					6				4																		
UnID Female	F																																																		
UnID Individuals		2			5	5		1	1	1			6	1;5			5;8		6;6	6					5				3	1		6	18																		
UnID Juveniles										1			2					6											6			6	5																		
	%	TIME SPENT IN TOWN (Minutes)																																HRS																	
Troop	10,8	64			279	166	15	228	26	130		52	187				496	25	120	112	60			89	204	211				35	107		191	46,62																	
Individuals	14,2	17			57	31		95	92	363		68	298	226			40	472	34	450	5			104	401					360	296		79	58,13																	
Roost:	AM	4	9	9	9	4	4	9	1	1	1	?	1	4	2	2	2	1	1	1	4;1	2	2	9	1	4	11	11	2	9;4	2	?																			
Roost:	PM	9	9	9	4	4	9	1	1	1	1	4	2	2	2	2	1	1	1	4;1	11	2	9	1	4	11	11	2	9;4	2	2	1																			
Roost Sites		1 Professor										2 Hangklip										3 Axel Kop										4 Pringle Peak										5 Lemoenkop									
		6 Kogelberg Dam										7 Valley										8 Stink Kop										9 Waldo's Farm SS1										10 Waldo's Farm SS2									
		11 Pieter's																																																	
ID Features of Baboons																																																			
General remarks		Red Italics indicate a non-urban raid. Note: Raids are attributed to each individual that took part e.g. if PBM1 and PBM2 both raid a house, both are attributed a 6 on the raid sheet even though it was only one event i.e. there are two sixes on the sheet but only one house was raided.																																																	

Figure 4.1: The Pringle Bay Troop raid sheet for October 2020.

5 GENERAL COMMENTS

5.1 POPULATION CHARACTERISTICS

One birth and no deaths were recorded among all the managed troops in October. The population data of the three managed troops can be seen in Table 5.1 and 5.2 below. The Vogelgat Troop still needs to be counted.

TROOP	OCTOBER	JUNE	OCTOBER 2020			Total observed Births (1 July 2020 to Present)	Total observed Deaths (1 July 2020 to Present)	Total Migrations (1 July 2020 to Present)
	2019	2020	Births	Deaths	Emigration / Immigration			
Voëlklip	29	29	0	0	0	0	0	0
Vogelgat*	N/A	N/A	0	0	0	0	1	0
Pringle Bay	16	16	1	0	0	4	1	0
TOTAL	45	45	1	0	0	4	2	

Table 5.1: Population data for the two managed troops in the Overstrand in October 2020. Emigration/Immigration figures show animal movements between troops and are accommodated in the troop population totals. *Count of the Vogelgat Troop not yet completed.

Deaths	2019/20 (October - June)	2020/21 (June - July)	October 2020	TOTAL (since October 2019)
Management	3	0	0	3
Human Induced (HID)	1	2	0	3
Direct **	1	2	0	3
Indirect ***		0	0	0
Natural	2	0	0	2
Unknown		0	0	0
TOTAL DEATHS	6	2	0	8

Table 5.2: Causes of baboon deaths since October 2019; **Deaths caused directly by humans, such as motor vehicle accidents, shooting, poisoning and dogs. ***Deaths caused indirectly by humans such as electrocutions and fire.

5.2 HOTLINE DATA

A similar number of hotline calls were received this month compared with the previous, a total of 72 calls. However, raid-related calls (from managed areas) showed a marked reduction from 72 to only 52 this month. A large number of the additional calls were received from Betty's Bay residents to report baboon incidents (categorized with other areas on 5.1 below).

Hotline calls are for the Hermanus area only, because the Pringle Bay residents operate using another system of reporting raids. We ask that Pringle Bay residents to also start reporting the presence of baboons in the urban area to the Baboon Hotline (**072 028 0008**). Use of this number will ensure that the field manager on duty is aware of the problem and can more effectively assist residents.

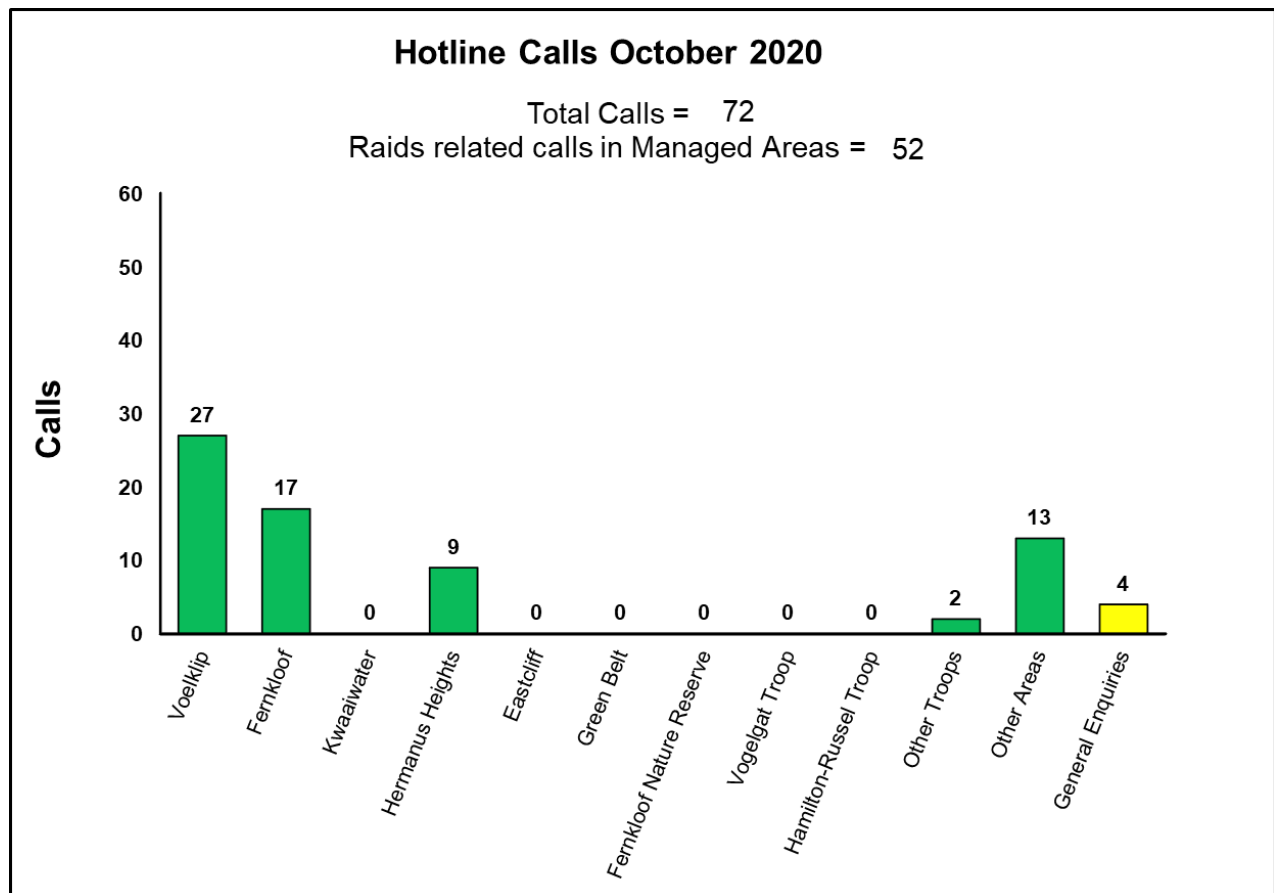


Figure 5.1: Hotline calls in baboon affected areas of Hermanus for October 2020. Raid-related hotline calls are calls reporting managed baboons in urban areas. Managed areas are those areas in which managed baboon troops raid. Other Areas represent those areas beyond the urban edge or the range of managed baboons.

As has become the trend, the majority of hotline calls during October reported baboons in the urban area (83%). Six occupied house raids were reported on the hotline this month as well as one unoccupied house raid, and one incident of damage caused to a property.

Since the implementation of the virtual fence for the Vogelgat Troop in August, there has still only been one hotline call for the Vogelgat Troop. No additional calls related to the Vogelgat troop were received this month.

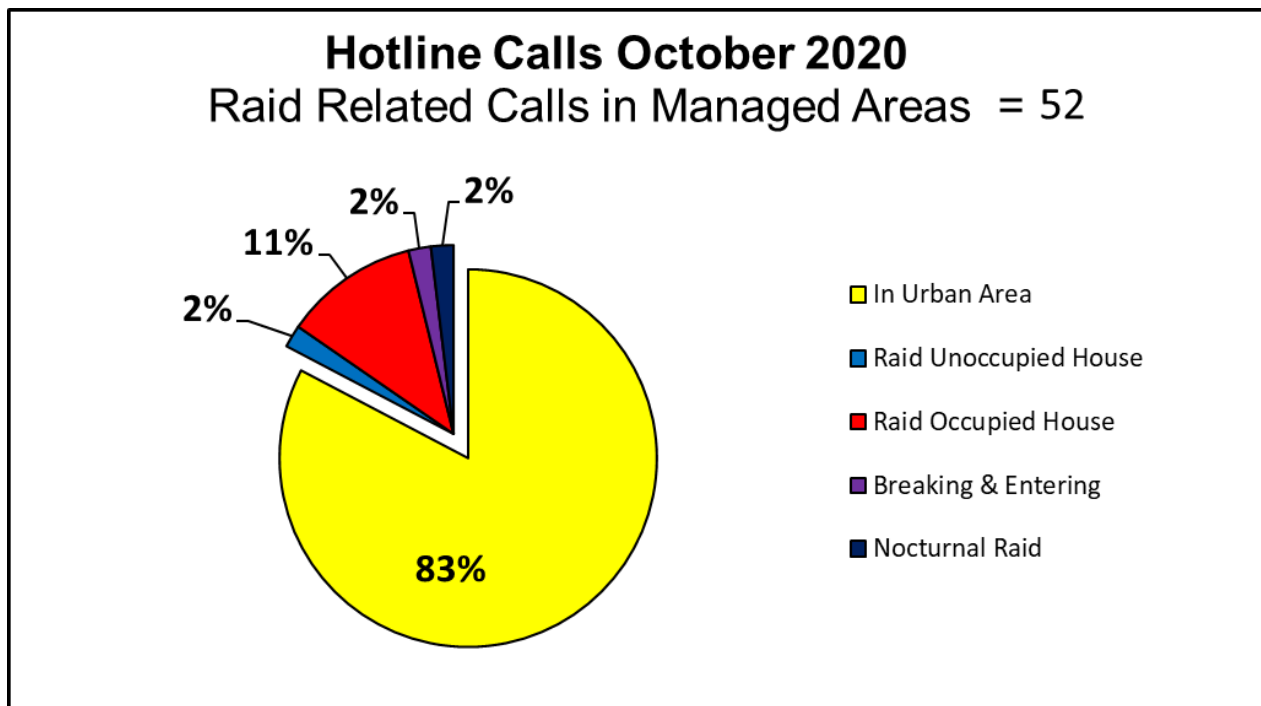


Figure 5.2: Composition of raid-related hotline calls during October 2020. Note: this graph represents the composition of hotline calls, not the composition of raids by baboons.

5.3 PERCENTAGE TIME OUT OF TOWN

During October 2020, the average time out of town for the troops was 97.3% and 94.4% for individuals. Individual time in town is only counted if individuals or small groups of baboons enter the urban area alone. These data are counted separately from when the whole troop enters the urban area.

PERCENTAGE TIME OUT OF TOWN	TROOP	INDIVIDUAL
Voëlklip Troop	99.7	88.7
Vogelgat Troop	100.0	100.0
Pringle Bay Troop	89.7	87.3
Average Percentage Time Out of Town	96.5	92.0

Table 5.3: Percentage time the Voëlklip, Vogelgat and Pringle Bay Troops and individuals spent out of town during October 2020.

5.4 RECOMMENDATIONS

- **Waste and recycling collection should be prioritised** to take place in the early mornings in suburbs affected by baboons. This will reduce the attractant value of the waste to baboons. This is especially important for the area north of the Main Road in Voëlklip suburb, which is close to the mountainside. Here waste is currently collected at around midday.
- **Waste and recycling collection should be prioritised** to take place in the early morning in Pringle Bay. This will reduce the attractant value and accessibility of the waste to baboons.
- The **waste collection point (bin cage)** at the entrance to Pringle Bay should be sufficiently secured/enclosed to prevent baboons and other wildlife gaining access to the waste. This should be collected by solid waste regularly to prevent the waste from becoming unmanageable, particularly during the holiday season and long weekends. Waste should not be left outside this collection point (bin cage), because it is a major attractant to baboons.
- All bins used in baboon-affected areas should be **baboon-proof and locked**.
- **Refuse bags** should not be left lying open on the sidewalk, easily available to baboons.
- Ripening **fruit on fruit trees** in baboon-affected areas should be harvested to remove this attractant for baboons.
- **Open vegetable gardens** should be baboon-proofed. This will reduce baboon incursions into the suburbs.
- There are many **tall pine and bluegum trees** on the Hermanus Golf Course that provide ideal sleep sites for baboons, particularly in winter. If many of these trees (particularly pines) could be removed it would greatly reduce the baboons' incentive to sleep in town.
- Many house owners leave their **doors and windows open** by day and do not have burglar bars. Residents should be made aware that easy access to food attracts baboons into the area. Residents should install **baboon-proof** burglar bars where possible.

6 CONCLUSION

In recent months, the Voëlklip troop frequented the western and eastern sleeping sites, making little use of the central sleeping sites. This month, however, has showed an increased uptake in the use of the central sleeping sites, with the troop sleeping in the central sights for almost half of the nights in October. The troop has also spent an increased amount of time in the eastern parts of the home range, likely due to the absence of the Vogelgat troop in the area in recent months.

For two consecutive months the Vogelgat troop has not entered town, bearing testimony of the success of the Virtual Fence that was implemented in August. Due to the absence of the troop in the urban area, the hotline calls for the troop has consequently decreased to zero in October. The troop continues to spend most of its time in the Vogelgat and Maanschynkop Nature Reserves. Due to the success of the Virtual Fence, paintball markers have not been used.

The Pringle Bay troop's time in town significantly increased this month. This was because attractants continued to be available in town, including natural and cultivated forage, and the use of sleepsites on the urban edge. The Hanglip troop was also observed moving further North during this month. This most probably discouraged the Pringle Bay Troop from making regular use of the southern part of its range where the baboons are much more easily managed.

Residents in suburbs affected by baboons are urged to play a more active role in preventing baboons pushing to town regularly. This includes keeping windows and doors closed when the baboons are in town, not leaving food in locations visible to baboons, improving waste management, baboon-proofing vegetable gardens and removing fruit from fruit trees.

Human Wildlife Solutions