



Photo: *Phil Richardson*

Human Wildlife Solutions

Overstrand

Monthly Report

August 2020

TABLE OF CONTENTS:

TABLE OF CONTENTS:.....	2
1 INTRODUCTION	3
2 VOËLKLIP TROOP	3
IN TOWN STATISTICS.....	3
NOTEWORTHY Incidents	3
2.1.1 HERMANUS HEIGHTS & GOLF COURSE.....	3
2.1.2 VOËLKLIP & FERNKLOOF	4
2.1.3 CAPTURES AND COLLARING:.....	4
BIRTHS AND DEATHS.....	4
3 VOGELGAT TROOP	6
IN TOWN STATISTICS.....	6
NOTEWORTHY INCIDENTS.....	6
VIRTUAL FENCE	6
BIRTHS AND DEATHS.....	6
4 PRINGLE BAY TROOP.....	8
IN TOWN STATISTICS.....	8
NOTEWORTHY INCIDENTS.....	8
BIRTHS AND DEATHS.....	9
5 GENERAL COMMENTS.....	9
POPULATION CHARACTERISTICS	9
HOTLINE DATA	10
PERCENTAGE TIME OUT OF TOWN	12
RECOMMENDATIONS.....	12
6 CONCLUSION	13

1 INTRODUCTION

This monthly report covers the period from 1 to 31 August 2020. Management of the Voëlklip and Pringle Bay Troops continued as before, but for the first time the Vogelgat Troop started to be managed. This Troop was managed almost exclusively with the use of the HWS Virtual Fence, and this got off to an exceptionally positive start. A collar to assist with locating the troop was fitted to an adult female (VGF1) on 25 August. The troop was seen to use the eastern sleep sites above Voëlklip suburb on multiple occasions during August. This is likely due to the absence of the Voëlklip Troop in the area, because the Voëlklip Troop spent most of the month further west.

The Pringle Bay troop continued to sleep predominantly at the Professor Sleep Site, but have also showed an increase in the use of the Twee Susters Sleep Site on the Rooi Els side of town. The Professor Sleep Site, in particular, provided the baboons with very easy access to the urban environment. Baboons were reported in town on three occasions in August, after the rangers had left for the evening. The Hangklip Troop was not observed close to Pringle Bay in August so there was no pressure on the Pringle Bay Troop to move north.

2 VOËLKLIP TROOP

2.1 IN TOWN STATISTICS

- During August, the troop spent 96.5% of its time out of town, a decrease from 98.8% in July.
- Time out of town for individuals decreased from 94.0% in July to 89.4% in August.
- During August, the Voëlklip Troop entered the urban area on five occasions and entered via the Voëlklip suburb on all five occasions.

2.2 NOTEWORTHY INCIDENTS

2.2.1 HERMANUS HEIGHTS & GOLF COURSE

- The troop continued predominantly to use the western sleeping sites above Hermanus Heights.
- A single bin raid occurred on Fernkloof Drive.
- VKM2 and a few individuals entered the golf course on 3 August.
- Two females were seen to be eating berries from a garden in Fernkloof Drive on 11 August.
- No house raids were recorded. The hotline indicated that an individual raided a house on Selkirk Drive.

2.2.2 VOËLKLIP & FERNKLOOF

- Two occupied house raids and three bin raids were reported for the Voëlklip suburb. The two house raids occurred on 6th and 10th Street, while the bin raids occurred on 8th, 7th and 9th Street. Note that all three bin raids occurred on Saturdays during August.
- One unoccupied house raid and one bin raid were reported for Fernkloof suburb. These occurred on Arc and Cross Streets. A security office at one of the gated estates was also raided.
- In the east of the Voëlklip Troop's range the Big- and Small Titanic Sleep Sites were the most used. On 14 August, the troop was split between the Lower Dam and Dragon's Back Sleep Sites.

2.2.3 CAPTURES AND COLLARING:

- An adult female (VKF5) from the Voëlklip troop was captured, collared and tagged (red tag) on 17 August 2020.

2.3 BIRTHS AND DEATHS

- No births or deaths were recorded during August 2020.



Figure 2.1: GPS locations of the Voëlklip Troop as determined by the GPS collar during August 2020.

HWS: TROOP MONTHLY REPORT																																									
SECTOR		CLASSES OF BEHAVIOUR																																							
OVERSTRAND		1	In urban area	4	Attacking pets	7	Threatening behaviour/ attacking/ stealing food																																		
BABOON TROOP:		2	Raid bins	5	Raid unoccupied house or vehicle	8	Breaking &Entering/Damaging property																																		
MONTH: August		3	Non malicious damage	6	Raid occupied house or vehicle	9	Nocturnal Raiding																																		
YEAR: 2020																																									
BABOON ID	Sex	1	2	3	4	5	6	7	8	9	10	11	12	13	14	15	16	17	18	19	20	21	22	23	24	25	26	27	28	29	30	31	TOTAL								
Troop																1				1			1	1		1															
VKM2 ALPHA	M		1,6	1,1			2		5	1			1				1	1		1									1												
VGM1 BLUE TAG	M		1				1			1		1					1	1	1	1	1							6,1													
VKM5 RED TAG	M																																								
VKF4 YELLOW TAG	F		1																1			1							1												
VKF5 RED TAG	F																		1			1	1						1		1		1								
VKF1 GREEN TAG	F		1									1										1		2																	
UnID Male	M											1		1																											
UnID Males	M																																								
UnID Females	F		1,6	1			1		5	1		1		1,1							1	1							1												
UnID Female	F											1					1	1		2	1	1	2					1,1		1		1									
UnID Individuals			1																1	1			6																		
UnID Juvs				1								1		1,1									2					1													
	%	TIME SPENT IN TOWN (Minutes)																														HRS									
Troop	3,5															185				170			51	96		195							11,62								
Individuals	10,6		289	179			119		126	30		79		304			122	24	19		107	167	322				148		22		81		35,63								
Roost:	AM	18	5	9	4	18	2	18	18	?	3	18	3	5	6,9	?	12	12	14	13	12	13	13	12	12	13	21	?	4	18	18	18									
Roost:	PM	5	9	4	18	18	18	18	19	3	18	3	5	6	8	12	12	14	13	12	13	13	12	12	13	21	3	18	18	18	4										
Roost Sites		1	Golf Course										2	Heights Dam										3	Green Kloof					4	Platte Klip					5	Adder Ladder				
		6	Lower Dam										7	Middle Dam										8	Upper Dam					9	Dragon's Back					10	Droë Kloof				
		11	Blaaie Kloof										12	Big Titanic/Cave										13	Small Titanic					14	10th Ave Kloof					15	11th Ave Kloof				
		16	A-Shape										17	Bos Klip										18	Hermanus Heights					19	Steyn's Kloof					20	In Town				
		21	Tallie's Kloof										22											23						24						25					
		26											27											28																	
ID Features of Baboons																																									
General remarks		Adult female was captured, collared and tagged on 17 August 2020.																																							

Figure 2.2: The Voëlklip Troop raid sheet for August 2020.

HWS: TROOP MONTHLY REPORT																																																								
SECTOR		CLASSES OF BEHAVIOUR																																																						
OVERSTRAND		1	In urban area	4	Attacking pets	7	Threatening behaviour/ attacking/ stealing food																																																	
BABOON TROOP:	VOGELGAT	2	Raid bins	5	Raid unoccupied house or vehicle	8	Breaking &Entering/Damaging property																																																	
MONTH: August	YEAR: 2020	3	Non malicious damage	6	Raid occupied house or vehicle	9	Nocturnal Raiding																																																	
BABOON ID	Sex	1	2	3	4	5	6	7	8	9	10	11	12	13	14	15	16	17	18	19	20	21	22	23	24	25	26	27	28	29	30	31	TOTAL																							
Troop					1																									1	1		3																							
VGf1	F																																0																							
UnID Male	M				1																												1																							
UnID Males	M																																0																							
UnID Female	F																																0																							
UnID Females	F																																0																							
UnID Individuals					1											1																	2																							
UnID Juvenile																																	0																							
UnID Juvs																																	0																							
	%	TIME SPENT IN TOWN (Minutes)																														HRS																								
Troop	1,4				17																									130	140		4,78																							
Individuals	0,2				25											10																	0,58																							
Roost:	AM	?	?	?	?	?	?	?	?	?	?	?	?	?	?	?	?	?	?	?	?	?	?	?	?	?	?	1	?	1	4	4	1																							
Roost:	PM	?	?	?	?	?	?	?	?	?	?	?	?	?	?	?	?	?	?	?	?	?	?	?	?	?	?	?	?	1	4	4	1	4																						
Roost Sites		1		Baboon Castle										2		18th Avenue Kloof										3		11th Avenue Kloof										4		10th Avenue Kloof										5						
		6												7												8												9												10						
		11												12												13												14												15						
ID Features of Baboons																																																								
General remarks		Adult female was captured, collared on 25 August 2020.																																																						

Figure 3.1: The Vogelgat Troop raid sheet for August 2020.

3 VOGELGAT TROOP

Management of the Vogelgat troop commenced on 01 August 2020. Preliminary data suggested that the troop spent much of its time in the Vogelgat Nature Reserve but attempted to enter town regularly. The troop frequently moved down from the sleeping sites and foraged next to the R43. This poses a potential hazard to the baboons as vehicles travel at high speed along this road. Preliminary counts suggested that the troop consist of approximately 18 individuals.

3.1 IN TOWN STATISTICS

- Time out of town for the troop was 98.6% in August
- Time out of town for individuals was 99.8%.
- The troop entered town on three occasions during August.

3.2 NOTEWORTHY INCIDENTS

- An adult female (VGF1) was captured and collared on 25 August.
- The troop attempted eleven incursions into town. The troop managed to enter town on three occasions.
- No house raids, but one bin raid was reported on 6th Street, Voëlklip, on 15 August.

3.3 VIRTUAL FENCE

- The Virtual Fence was activated twice during August and repelled the troop on both occasions.
- During the first three weeks of August effective use was limited as the tracking collar, which allows better prediction of baboon movements to be made, could only be applied on 25 August.
- On the occasions when the Virtual Fence could not be activated, the baboons were repelled by the rangers by whistling or clapping hands. No paintballs have been used on this troop to date.
- Following implementation of the Virtual Fence in August a large reduction in hotline calls was immediately observed to only 5 calls in August.

3.4 BIRTHS AND DEATHS

- On 25 August an adult female died after being run over by a vehicle on the R43.
- No births were recorded for August.

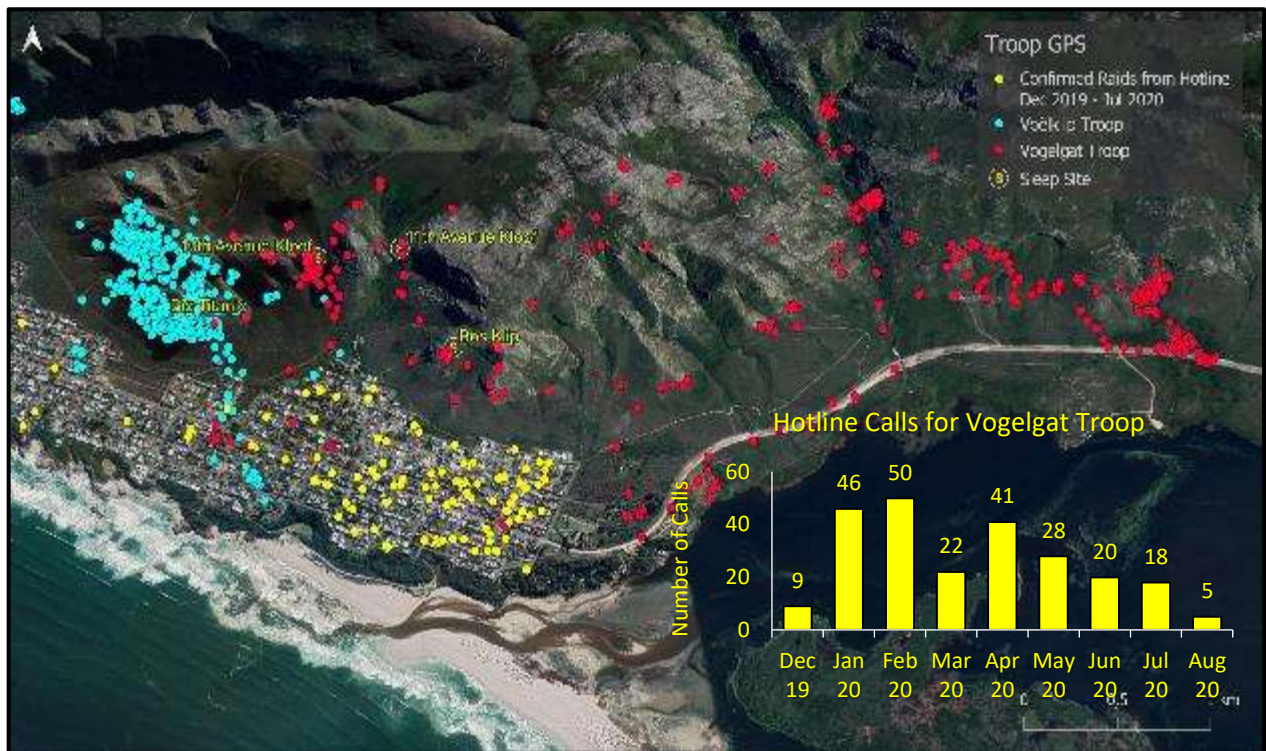


Figure 3.2: GPS locations of the Vogelgat Troop as determined by the GPS collar from 25 – 31 August 2020. Hotline data for the Vogelgat Troop are illustrated in a graph for the last nine months.



Figure 4.1: GPS locations of the Pringle Bay Troop as determined by the GPS collar during August 2020.

4 PRINGLE BAY TROOP

4.1 IN TOWN STATISTICS

- The Pringle Bay Troop spent 88.6% of its time out of town in August.
- Time out of town for individuals was 88.4%.
- The troop continues predominantly to use the Professor Sleep Site.
- The troop entered town on 17 occasions during August.

4.2 NOTEWORTHY INCIDENTS

- 14 house raids were recorded in August. Individuals gained access via open doors and windows.
- The Pringle Bay Supermarket and Pullock Attorneys were both raided in August.
- Three bin raids were recorded, one in Anne Road, one in Allan Road and one bin in the CBD.
- The baboons foraged from the dumpsite at the entrance of Pringle Bay on 5 and 15 August.
- As has been the trend over the past few months, the troop continued mostly to use the Professor Sleep

Site. Because the sleep site is very close to town, the baboons often gained easy access to town when sleeping here.

- Two juveniles were separated from the troop on 3 August and slept in town. Multiple attempts were made to reunite them with the troop, but despite being near the troop, they did not join the troop. They were reunited with the troop on 6 August.
- The troop entered town after 18:00 on three occasions during August. The troop have been reported to enter town as late as 18h39.

4.3 BIRTHS AND DEATHS

- No births or deaths were recorded for August 2020.

HWS: TROOP MONTHLY REPORT																																	
SECTOR		CLASSES OF BEHAVIOUR																															
OVERSTRAND		1 In urban area												4 Attacking pets						7 Threatening behaviour/attack/stealing food													
BABOON TROOP:		PRINGLE BAY		2 Raid bins												5 Raid unoccupied house or vehicle						8 Breaking & Entering/Damaging property											
MONTH: August		YEAR: 2020		3 Non malicious damage												6 Raid occupied house or vehicle						9 Nocturnal Raiding											
BABOON ID	Sex	1	2	3	4	5	6	7	8	9	10	11	12	13	14	15	16	17	18	19	20	21	22	23	24	25	26	27	28	29	30	31	TOTAL
Troop			1					1	1	1	1	1				1	1		2		1	1	1		2		2	3,6		6		3,6	17
PBM1	M					1		6											1														3
PBF1	F					1		6									1										6	2,6					6
PBF2	F														1		1																2
UnId Male	M										1																						1
UnId Males	M																																0
UnID Females	F										1																						1
UnID Female	F					1		6	5							1							5										5
UnID Individuals																					2	5											2
UnID Juveniles			6		1	1		6			1							1	2		1					6	6	2,6					12
	%	TIME SPENT IN TOWN (Minutes)																															HRS
Troop	11,4		187				180	60	120	29	35				73	68		54		180	60	133		270	25	19	350		288		171	38,37	
Individuals	11,6		42		10	427	350			48				25	10	57	113	313						161	10	560	102		118			39,10	
Roost:	AM	1	1	1	6	?	1	1	1	7	4	?	4	5	5	5	5	1	1	4	1	6	1	1	6	1	1	3	1	1	1	7	?
Roost:	PM	1	1	6	?	1	1	7	7	?	?	4	5	5	5	5	1	1	?	6	6	?	1	6	1	1	6	1	1	1	7	?	4
Roost Sites		1 Professor			2 Hangklip			3 Axel Kop			4 Pringle Peak			5 Twee Susters																			
		6 Lemoenkop			7 Valley			8			9			10																			
ID Features of Baboons																																	
General remarks																																	

Figure 4.2: The Pringle Bay Troop raid sheet for August 2020.

5 GENERAL COMMENTS

5.1 POPULATION CHARACTERISTICS

No births or deaths were recorded in the Pringle Bay or Voëlklip troops. One death was recorded in the Vogelgat Troop. An adult female was hit by a vehicle on the R43 towards Stanford on 25 August 2020. The compositions of the three managed troops can be seen in the Table 5.1 below.

TROOP	OCTOBER	AUGUST 2020			Total observed Births (1 July 2020 to Present)	Total observed Deaths (1 July 2020 to Present)	Total Migrations (1 July 2020 to Present)
	2019	Births	Deaths	Emigration / Immigration			
Voëlklip	29	0	0	0	0	0	0
Vogelgat*	N/A	0	0	0	0	1	0
Pringle Bay	16	0	1	0	3	1	0
TOTAL	45	0	1	0	3	2	0

Table 5.1: Population data for the two managed troops in the Overstrand in August 2020. Emigration/Immigration figures show animal movements between troops and are accommodated in the troop population totals. *Full count of the Vogelgat troop not yet completed.

Deaths	August 2020	TOTAL (since July 2020)
Management	0	0
Human Induced (HID)	1	2
<i>Direct **</i>	1	2
<i>Indirect ***</i>	0	0
Natural	0	0
Unknown	0	0
TOTAL DEATHS	1	2

Table 5.2: Causes of baboon deaths since October 2019; **Deaths caused directly by humans, such as motor vehicle accidents, shooting, poisoning and dogs. ***Deaths caused indirectly by humans such as electrocutions and fire.

5.2 HOTLINE DATA

During August 2020 there was a total of 131 hotline calls, 124 of which were raid-related calls received from troops raiding in Hermanus. There was a 67% increase in the number of calls this month, compared to July. This is due to a significant increase in calls from Voëlklip, Fernkloof and Hermanus Heights suburbs. Hotline calls are for the Hermanus area only, because the Pringle Bay residents operate using another system of reporting raids. We ask that Pringle Bay residents also start reporting the presence of baboons in the urban area to the Baboon Hotline.

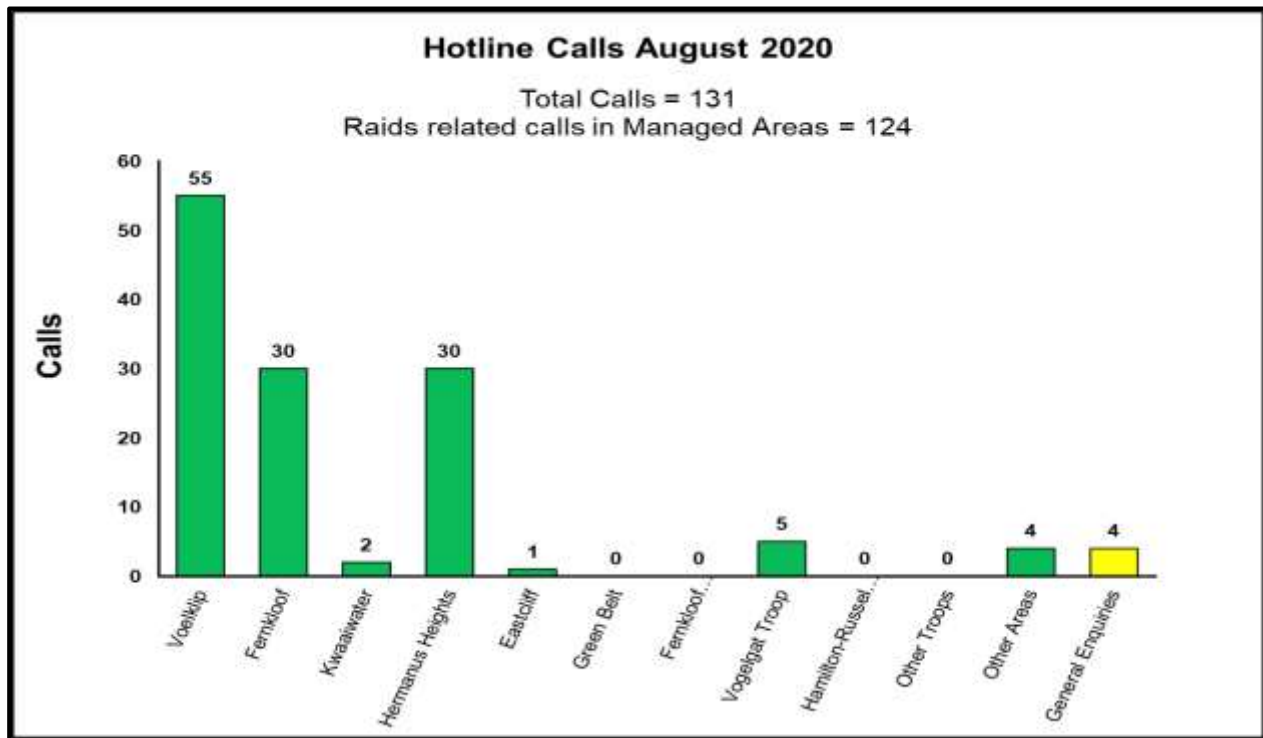


Figure 5.1: Hotline calls in baboon affected areas of Hermanus for August 2020. Raid-related hotline calls are calls reporting managed baboons in urban areas. Managed areas are those areas in which managed baboon troops raid. Other Areas, represent those areas beyond the urban edge or the range of managed baboons.

The overwhelming majority of hotline calls during August was to report baboons in the urban area (90%). The number of reported occupied house raids decreased from eleven in July to eight in August and were all reported for the Voëlklip troop. Only five bin raids were reported in August.

There was a significant decrease in the number of hotline calls which reported raids by the Vogelgat Troop, from eighteen in July to five in August (see Figure 5.1). Four of the five calls reported the presence of individuals in the urban area, while only one reported the presence of the troop in the urban area. No house raids were reported.

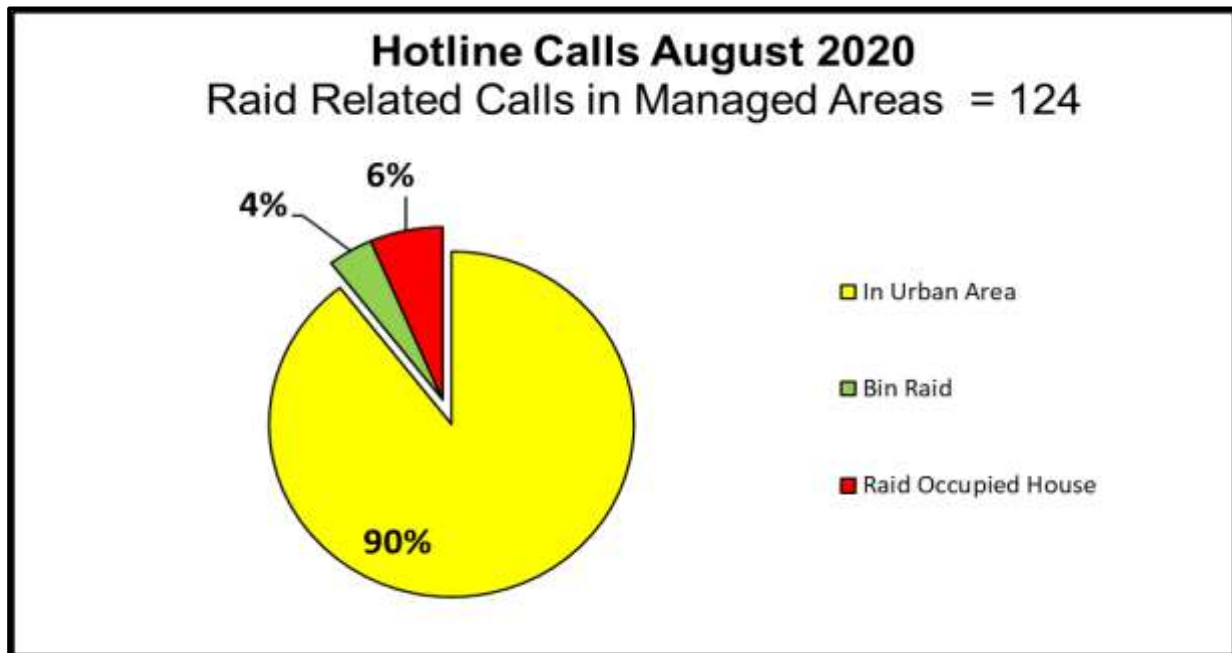


Figure 5.2: Composition of raid-related hotline calls during August 2020. Note this graph represents the composition of hotline calls, not the composition of raids by baboons.

5.3 PERCENTAGE TIME OUT OF TOWN

During August 2020, the average time out of town for the troops was 94.6% and 92.5% for individuals. Individual time in town is only counted if individuals or small groups of baboons enter the urban area alone. These data are counted separately from when the whole troop enters the urban area.

PERCENTAGE TIME OUT OF TOWN	TROOP	INDIVIDUAL
Voëlklip Troop	96.5	89.4
Vogelgat Troop	98.6	99.8
Pringle Bay Troop	88.6	88.4
Average Percentage Time Out of Town	94.6	92.5

Table 5.3: Percentage time the Voëlklip, Vogelgat and Pringle Bay Troops and individuals spent out of town during August 2020.

5.4 RECOMMENDATIONS

- **Waste and recycling collection should be prioritised** to take place in the early mornings in suburbs affected by baboons. This will reduce the attractant value of the waste to baboons. This is especially important for the area north of the Main Road in Voëlklip suburb, which is close to the mountainside. Here waste is currently collected at around midday.
- **Waste and recycling collection should be prioritised** to take place in the early morning in Pringle Bay. This will reduce the attractant value and accessibility of the waste to baboons.

- The **waste collection point (bin cage)** at the entrance to Pringle Bay should be sufficiently secured/enclosed to prevent baboons and other wildlife gaining access to the waste. This should be collected by solid waste regularly to prevent the waste becoming unmanageable, particularly during the holiday season and long weekends. Waste should not be left outside this collection point (bin cage), because it is a major attractant to baboons.
- All bins used in baboon-affected areas should be **baboon-proof and locked**.
- **Refuse bags** should not be left lying open on the sidewalk, easily available to baboons.
- Ripening **fruit on fruit trees** in baboon-affected areas should be harvested to remove this attractant for baboons.
- **Open vegetable gardens** should be baboon-proofed. This will reduce baboon incursions into the suburbs.
- There are many **tall pine and bluegum trees** on the Hermanus Golf Course that provide ideal sleep sites for baboons, particularly in winter. If many of these trees (particularly pines) could be removed it would greatly reduce the baboons' incentive to sleep in town.
- Many house owners leave their **doors and windows open** by day and do not have burglar bars. Residents should be made aware that easy access to food attracts baboons into the area. Residents should install **baboon-proof** burglar bars where possible.

6 CONCLUSION

The increased use of the eastern sleep sites above Voëlklip suburb by the Voëlklip Troop coincided with an increased time in town by the troop. Vegetation in this area is tall and thick, causing poor visibility which gives baboons the opportunity to sneak past the line of rangers unnoticed. Three bin raids occurred in the Voëlklip suburb in August and all three of these bin raids occurred on Saturdays. Bin collection in the Voëlklip suburb occurs on Mondays and we encourage residents to be responsible with their waste management, by putting bins out on the correct days and by securing their bins. Despite the troop spending more time in the western parts of their home range over the last few months, residents (and visitors) to other areas are encouraged to remain vigilant as baboons frequently adjust their home range use and move back into areas where they have been largely absent for the past few weeks. Such movements may catch residents unawares and allow baboons access into their houses.

The number of hotline calls for the Vogelgat Troop decreased significantly this month and suggested a successful first month in the management of this troop. The collar was only fitted late in August, which made locating the troop difficult for the first few weeks of management. With the collar now fitted, the team will be able to locate the troop more easily and be able to anticipate the troop's movements better in the coming months.

Despite the time in town and the number of incursions into town for the Pringle Bay troop decreasing in August, house raids increased significantly, from five in July to fourteen in August. Baboons entered occupied and unoccupied houses via open doors and/or windows. Residents are encouraged to remain vigilant, even when the troop is out of town. Individual baboons or small groups of baboons can move through town unnoticed by residents and residents can be caught off guard as no reports were made on the baboon reporting Whats App or Telegram groups.

Residents in suburbs affected by baboons are urged to play a role in preventing baboons pushing to town on a regular basis. This includes keeping windows and doors closed when the baboons are in town, not leaving food in locations visible to baboons, improving waste management, baboon-proofing vegetable gardens and removing fruit from fruit trees.

Dr Phil Richardson

HUMAN WILDLIFE SOLUTIONS